



BUILDING CODE OF AUSTRALIA

1990



PURPOSE OF AMENDMENT

This amendment is issued principally to amend references to Australian standards relating to the protection against termites. Other referenced documents have been updated.

Provisions affected by this amendment are:

Specification A1.3

Deletions: AS 1694, AS 2057, AS 2736

Additions: AS 3660, AS/NZS 4256

Amendments: AS 1170, AS 1191, AS/NZS 1200, AS 1428, AS 1530, AS 1562, AS 1668, AS 1680, AS 1691, AS 2050, AS 3700, AS/NZS 4200

Part B1

B1.3(j), B1.3(k)(i)

Specification E1.7

Clause 9(b)(i)(C)

Specification E2.2

Clause 2.3(a)

Part F1

F1.5(e), F1.6(b)

Part G2

G2.2(c)

ACT Appendix

Deletions: ACT B1.3

Additions: ACT E1.1

Amendments: ACT Specification A1.1 Table 1 (AS 3660 deleted)

NSW Appendix

NSW Specification E1.5 9, NSW Specification E1.7 9

NT Appendix

NT Specification A1.3 Table 1 (AS 1694, AS 2057), NT B1.3(j)

Qld Appendix

Deletion: Qld F1.6

Addition: Qld 2.16

Amendment: Qld H1.1, Qld H108.4(b), Qld H108.14

SA Appendix

Deletion: SA Table F2.1

Addition: SA E1.1

Amendment: SA Specification A1.3 (AS 1768), SA Specification E1.7 8, SA G8.103

Tas Appendix

Tas Specification A1.3 (AS 1680, AS 1940, AS 2381, AS 3780), Tas Specification E1.7 8, Tas H105.3, Tas H120.4(a)(viii)

SUPERCEDED

Vic Appendix

Vic Appendix A1.3 Table 1 (deletions: AS 1904, AS 2458; addition: AS/NZS 4200, amendment AS 2701), Vic B1.3, Vic D1.101(b), Vic E1.7, Vic F5.1(a), Vic F6.4, Vic H101.5(a), Vic H101.9(b)(ii), Vic H103(b)(ii)

WA Appendix

WA Specification B1.3(p) 3, WA Table B1.3 A 3(a)(i), WA Table D3.2 (Class 10a), WA Table F2.4 (Class 10a)

CONTENTS

PREFACE

A GENERAL PROVISIONS

- A1 Interpretation
- A2 Acceptance of Design and Construction
- A3 Classifications of Buildings and Structures
- A4 United Buildings

B STRUCTURE

- B1 Structural Provisions
- B2 Demolition

C FIRE RESISTANCE

- C1 Fire Resistance and Stability
- C2 Compartmentation and Separation
- C3 Protection of Openings

D ACCESS AND EGRESS

- D1 Provision for Escape
- D2 Construction Exits
- D3 Access for People with Disabilities

E SERVICES AND EQUIPMENT

- E1 Fire
- E2 Smoke hazard management
- E3 Lift Installations
- E4 Emergency Lighting, Exit Signs and Warning Systems
- E4 Fighting Equipment
- E5 Maintenance

F HEALTH AND AMENITY

- F1 Damp and Weatherproofing
- F2 Sanitary and Other Facilities
- F3 Room Sizes
- F4 Light and Ventilation
- F5 Noise Transmission and Insulation

G ANCILLARY PROVISIONS

- G1 Minor Structures and Components
- G2 Heating Appliances, Fireplaces, Chimneys and Flues
- G3 Atrium Construction
- G4 Construction in Alpine Areas
- G5 Construction in Bushfire Prone Areas

H SPECIAL USE BUILDINGS

- H1 Theatres, Stages and Public Halls

INDEX

ABBREVIATIONS AND SYMBOLS

APPENDICES

PREFACE

ABOUT THE BCA

The Building Code of Australia (BCA) is produced and maintained by the Australian Building Codes Board, (formerly the Australian Uniform Building Regulations Co-ordinating Council), on behalf of the Commonwealth, State and Territory Governments. The BCA is a uniform set of technical requirements and standards for the design and construction of buildings and other structures throughout Australia.

The basic objective of the BCA is to ensure that acceptable standards of structural sufficiency, fire safety, health and amenity are maintained for the benefit of the community now and in the future. Its requirements are intended to extend no further than is necessary in the public interest, to be cost effective, not needlessly onerous in their application and to be easily understood.

STATE AND TERRITORY VARIATIONS AND ADDITIONS

State and Territory legislation is able to adopt the BCA subject to the variation or deletion of some of the provisions, or the addition of extra provisions to apply in the particular State or Territory concerned. A series of Appendices to the BCA set out the nature of these variations and additions for each State and Territory.

Variations to Clauses and Tables are identified in the margin. Additional Clauses to a Part of the BCA are identified at the end of that Part and in the Section Contents. New Parts and Specifications are identified in the relevant Section Contents.

AMENDMENTS AND FUTURE EDITIONS

This edition of the BCA will remain current for at least 3 years.

Amendments will be issued from time to time as the need arises.

WHAT IS IN THE BCA ?

The BCA sets down the objectives, and, so far as it can, performance requirements and deemed-to-satisfy provisions which apply to the construction of buildings for all classes of occupancy in any part of Australia.

It allows for variations in climate and geological or geographic conditions.

It must however be recognised that a building code cannot cover every issue concerned with the design and construction of buildings. In the case of innovative, complex or unusually hazardous building proposals or other building work beyond the scope of the BCA, legislation may provide for the application to be referred to a Board or Committee of Referees.

The BCA covers those aspects of building which are controlled by legislation such as structure, fire resistance, access and egress, fire-fighting equipment, mechanical ventilation, lift installations, and certain aspects of health and amenity. It does not apply to the technical details of services such as plumbing, electrical services, lifts or moving walkways or to other aspects of design or construction not normally covered by building regulations.

STRUCTURE OF THE BCA

The BCA is generally based on a 3 level system:

- Level 1 Objectives
- Level 2 Performance requirements
- Level 3 Deemed-to-satisfy provisions

or

Prescriptive provisions - where no (Level 2)
Performance requirements are yet stipulated.

OBJECTIVES

These are broad statements of intent included at the beginning of each Section and deal with the basic concepts applying to all buildings and structures. They provide an indication of what the clauses in the relevant Parts are meant to achieve.

Objectives are not intended to be used as controls in their own right. Their role is simply to assist in the interpretation or application of the Parts to which they refer.

PERFORMANCE REQUIREMENTS

Some of the requirements of the BCA are expressed in performance terms. As an alternative to any deemed-to-satisfy provisions, Accreditation Certificates, test reports or other documentary evidence may be used as evidence to prove that a proposed alternative or innovative material, component, design or construction method meets the performance requirements of the BCA.

DEEMED-TO-SATISFY PROVISIONS

Compliance with any referenced Australian Standard or any particular material, component, design or construction method set out in a deemed-to-satisfy provision, is conclusive proof that the relevant performance requirement of the BCA has been met.

There is of course no obligation for the applicant to use the deemed-to-satisfy provision and an alternative may be used if sufficient evidence is provided to confirm that the relevant performance requirement has been satisfied. The BCA allows for *StandardsMark* product certification by Standards Australia to be used as evidence of compliance with particular requirements or Standards.

PRESCRIPTIVE PROVISIONS

In some instances the provisions of the BCA are expressed as prescriptive requirements and there is no performance requirement against which a proposed material, component, design or construction method can be assessed. If it is proposed to vary from a prescriptive requirement the matter may then be resolved by an appropriate resolution process.

PROFESSIONAL CERTIFICATION

The BCA allows for certificates from professional consultants to be used as evidence of compliance with particular requirements or standards.

The enabling legislation will determine the extent of the use of professional certification and the procedures for the submission of certificates, reports or other documentation to Approval Authorities as evidence of compliance.

WORDS WITH SPECIAL MEANINGS

The words printed in italics have special meanings and are defined in Clause A1.1. Definitions and terminology used in the BCA are as far as possible consistent with that used in State and Territory legislation, however where there is any conflict, the requirements of legislation take precedence.

ADMINISTRATIVE ARRANGEMENTS

The BCA is brought into effect by enabling building control legislation in each State and Territory which prescribes or "calls up" the technical requirements which have to be satisfied in order to gain approval.

The enabling legislation consists of an Act of Parliament and subordinate legislation and empowers the regulation of certain aspects of the building process. It also contains the administrative provisions necessary to give effect to the legislation.

Administrative-type matters covered in the enabling or subordinate legislation include-

- Plan submission and approval procedures.
- Issue of building permits.
- Inspections during and after construction.
- Provision of evidentiary certificates.
- Issue of certificates of occupancy or compliance.
- Accreditation or approval of materials or components.
- Review and enforcement of standards.
- Fees and charges.

ADMINISTRATIVE DISCRETIONS

The BCA is drafted with the objective of reducing the need for the building authority *ý* to make discretionary decisions. *ý*

However, in many cases it is not possible to draft a provision in purely technical *ý* terms and an informed judgement is required on the standard which would be *ý* suitable in particular circumstances. *ý*

Accordingly, in a number of clauses, the BCA requires a particular material or *ý* construction method to be "suitable", meaning fit in all relevant respects for its *ý* intended purpose and use. *ý*

An authority nominated in the administrative provisions retains the right to question *ý* "suitability" and differences of opinion are open to appeal. *ý*

FURTHER DEVELOPMENT OF THE BCA

The BCA is the first stage in an on-going comprehensive reformulation and simplification of the building regulations which apply in Australia. Part of this process

will be the conversion of more of the existing prescriptive requirements to performance/deemed-to-satisfy provisions.

Amendments to the BCA will be made progressively to reflect the results of research and improved technology

COMMENTS

Comments in writing on any matter concerning the text, presentation or further development of the BCA are invited from building and other authorities, industry organisations, professional operatives and the public generally. These should be addressed to-

The Directorate
Australian Building Codes Board
GPO Box 9839
CANBERRA ACT 2601.

AUSTRALIAN BUILDING CODES BOARD

ABCB is established by agreement between the governments of the Commonwealth and the States and Territories with provision for local Government and building industry representation.

The ABCB is responsible to the Planning, Housing and Local Government Ministerial Council with a mission to provide for proficiency and cost effectiveness in meeting community expectations for health, safety and amenity in design, construction and use of buildings through the creation of nationally consistent building codes, standards, regulatory requirements and regulatory systems.

The Board - The Board comprises the following members:

- (a) The principal officer of each State and Territory Administration responsible for building regulatory matters.
- (b) A representative of the Commonwealth
- (c) A representative of the Australian Local Government Association (ALGA)
- (d) Three representatives of the building and construction industry

Building Codes Committee (BCC) - The BCC is the peak advisory body to the ABCB with responsibility for technical matters associated with the BCA

The BCC comprises the Executive Director, one nominee each of the Commonwealth, State, Territory and ALGA members of the ABCB and three industry members appointed by the ABCB. Observers representing CSIRO, Standards Australia and the Australian Fire Authorities Council also attend BCC meetings.

SECTION A GENERAL PROVISIONS

CONTENTS

A1 Interpretation

- A1.1 Definitions
- A1.2 Adoption of Standards and other references
- A1.3 Referenced Standards, etc
- A1.4 Differences between referenced documents and the BCA
- A1.5 Application of the BCA to a particular State or Territory

A2 Acceptance of Design and Construction

- A2.1 Suitability of materials
- A2.2 Evidence of suitability
- A2.3 Fire-resistance of building elements
- A2.4 Early Fire Hazard Indices

A3 Classification of Buildings and Structures

- A3.1 Principles of classification
- A3.2 Classifications
- A3.3 Multiple classification

A4 United Buildings

- A4.1 When buildings are united
- A4.2 Alterations in a united building

Specifications

- A1.3 Standards Adopted by Reference
- A2.3 Fire-Resistance of Building Elements
- A2.4 Early Fire Hazard Test for Assemblies

Appendices

ACT

- A2.101 Hazardous materials

NSW

- A1.101 Language

PART A1 INTERPRETATION ý

SA A1.1

A1.1 Definitions ý

NSW A1.1

Alpine area means land-

- (a) likely to be subject to significant snowfalls;
- (b) in New South Wales, A.C.T. or Victoria more than 1200 m above the Australian Height Datum; and
- (c) in Tasmania more than 900 m above the Australian Height Datum.

Alteration, in relation to a building, includes an addition or extension to a building.

Assembly building means a building where people may assemble for-

- (a) ý civic, theatrical, social, political or religious purposes;
- (b) ý educational purposes in a *school*, *early childhood centre*, *preschool*, or the like;
- (c) ý entertainment, recreational or sporting purposes; or
- (d) ý transit purposes.

Atrium means a space within a building that connects 2 or more *storeys*, and-

- (a) ý is wholly or substantially enclosed at the top by a floor or roof (including a glazed roof structure); and
- (b) ý includes any adjacent part of the building not separated by bounding construction in accordance with Part G3; but
- (c) ý does not include a stairwell, ramp well or the space within a *shaft*.

Atrium well means a space in an *atrium* bounded by the perimeter of the openings in the floors or by the perimeter of the floors and the *external walls*.

NSW A1.1

Automatic, applied to a fire door, smoke door, solid core door, fire shutter, fire *window*, *smoke-and-heat vent*, *sprinkler system*, alarm system or the like, means designed to operate when activated by a heat, smoke or fire sensing device.

QLD A1.1

Backstage means a space associated with, and adjacent to, a stage in a Class 9b building for scenery, props, equipment, dressing rooms, or the like.

NSW A1.1

Certificate of Accreditation means a certificate issued by AUBRCC or a State or Territory accreditation authority stating that the properties and performance of a building material or method of construction or design fulfil specific requirements of the BCA.

VIC A1.1

Combustible-

- (a) applied to a material - means *combustible* under AS 1530.1.
- (b) applied to construction or part of a building - means constructed wholly or in part of *combustible* materials.

(See definition of *non-combustible*). ý

Common wall means a wall that is common to adjoining buildings. ý

NSW A1.1

NSW A1.1

NSW A1.1

Designated bushfire prone area means land which has been declared by appropriate legislation to be likely to be subject to bushfires.

Curtain wall means a non-loadbearing *external wall* that is not a *panel wall*.

NSW A1.1

QLD A1.1

VIC A1.1

Early childhood centre means a *preschool*, kindergarten or child-minding centre.

Effective height means the height to the floor of the topmost *storey* (excluding the topmost *storey* if it contains only heating, ventilating, lift or other equipment, water tanks or similar service units) from the floor of the lowest *storey* providing direct egress to a road or *open space*.

Exit means-

- (a) ý Any, or any combination of the following if they provide egress to a road or *open space*:
 - (i) ý An internal or external stairway.
 - (ii) ý A ramp complying with Section D.
 - (iii) ý A *fire-isolated passageway*.
 - (iv) ý A doorway opening to a road or *open space*.
- (b) ý A *horizontal exit* or a *fire-isolated passageway* leading to a *horizontal exit*.

External wall means an outer wall of a building which is not a *common wall*.

NSW A1.1

Fire compartment means-

- (a) ý the total space of a building; or
- (b) ý any part thereof separated from the remainder by walls and/or floors each having an FRL not less than that *required* for a *fire wall* for that type of construction and where all openings in the separating construction are protected in accordance with the relevant Part.

Fire-isolated passageway means a corridor, hallway or the like, of *fire-resisting construction*, which provides egress to or from a *fire-isolated stairway* or *fire-isolated ramp* or to a road or *open space*.

Fire-isolated ramp means a ramp within a *fire-resisting* enclosure which provides egress from a *storey*.

Fire-isolated stairway means a stairway within a *fire-resisting shaft* and includes the floor and roof or top enclosing structure.

Fire-protective covering means-

- (a) ý 13 mm fire-protective grade plasterboard;
- (b) ý 12 mm cellulose fibre reinforced cement sheeting complying with AS 2908.2;
- (c) ý 12 mm fibrous plaster reinforced with 13 mm x 13 mm x 0.7 mm galvanised steel wire mesh located not more than 6 mm from the exposed face; or

SUPERCEDED

- (d) ý other material not less fire-protective than 13 mm fire-protective grade plasterboard,
fixed in accordance with the normal trade practice for a *fire-protective covering*.

Fire-resistance level (FRL) means the grading periods in minutes determined in accordance with Specification A2.3, for-

- (a) ý *structural adequacy*;
(b) ý *integrity*; and
(c) *insulation*; ý
and expressed in that order. ý

A dash, for examples 90/-/- or -/-/-, means there is no requirement for an FRL ý for that criterion. ý

Fire-resisting, applied to a *structural member* or other part of a building, means having the FRL *required* for that *structural member* or other part.

Fire-resisting construction means one of the Types of construction referred to in Part C1.

Fire-source feature means-

- (a) ý the far boundary of a road adjoining the allotment;
(b) ý a side or rear boundary of the allotment; or
(c) ý an *external wall* of another building on the allotment which is not of Class 10.

Fire wall means a wall that divides a *storey* or building to resist the spread of fire and smoke and has the FRL *required* under Specification C1.1.

Flammability Index means the index number determined under AS 1530.2.

Floor area means-

- (a) ý in relation to a *storey* - the area of that *storey* measured over the enclosing walls (if any) and that part of any *common wall* located within the allotment; and
(b) ý in relation to a room - the area of the room measured within the finished surfaces of the walls, and includes the area occupied by any cupboard or other built-in furniture, fixture or fitting

[NSW A1.1](#)

Foundation means the ground which supports the building. ý

[NSW A1.1](#)

[SA A1.1](#)

Habitable room means a room used for normal domestic activities, and-

- (a) ý includes a bedroom, living room, lounge room, music room, television room, kitchen, dining room, sewing room, study, playroom, family room and sunroom; but
(b) ý excludes a bathroom, laundry, water closet, pantry, walk-in wardrobe, corridor, hallway, lobby, photographic darkroom, clothes-drying room, and other spaces of a specialised nature occupied neither frequently nor for extended periods.

Health-care building means a building whose occupants or patients undergoing medical treatment generally need physical assistance to evacuate the building during an emergency and includes-

SUPERCEDED

SUPERCEDED

- (a) ý a public or private hospital; or
- (b) ý a nursing home or similar facility for sick or disabled persons needing full-time nursing care; or
- (c) ý a clinic, day surgery or procedure unit where the effects of the predominant treatment administered involves patients becoming non-ambulatory and requiring supervised medical care on the premises for some time after the treatment.

Horizontal exit means a *required* doorway between 2 parts of a building separated from each other by a *fire wall* with an FRL as *required* by Specification C1.1.

Insulation, in relation to an FRL, means the ability to maintain a temperature on the surface not exposed to the furnace below the limits specified in AS 1530.4.

Integrity, in relation to an FRL, means the ability to resist the passage of flames and hot gases specified in AS 1530.4.

Internal wall excludes a *common wall* or a party wall.

Lightweight construction means construction which incorporates or comprises-

- (a) ý sheet or board material, plaster, render, sprayed application, or other material similarly susceptible to damage by impact, pressure or abrasion; or
- (b) ý concrete and concrete products containing pumice, perlite, vermiculite, or other soft material similarly susceptible to damage by impact, pressure or abrasion; or
- (c) ý masonry having a thickness less than 70 mm.

Loadbearing means intended to resist vertical forces additional to those due to its own weight.

Mezzanine means an intermediate floor within a room.

NSW A1.1

SA A1.1

Non-combustible-

- (a) ý applied to a material - means not deemed *combustible* under AS 1530.1 - Combustibility Tests for Materials; and
- (b) ý applied to construction or part of a building - means constructed wholly of materials that are not deemed *combustible*.

Open-deck carpark means a carpark in which all parts of the parking *storeys* are cross-ventilated by permanent unobstructed openings in not fewer than 2 opposite or approximately opposite sides, and-

- (a) ý where each side that provides ventilation is not less than 1/6 of the area of any other side;
- (b) ý the openings are not less than 1/2 of the wall area of the side concerned.

QLD A1.1

Open space means a space on the allotment, or a roof or similar part of a building complying with D2.12, open to the sky and connected directly with a public road.

Open spectator stand means a tiered stand substantially open at the front.

Panel wall means a non-*loadbearing external wall*, in frame or similar construction, that is wholly supported at each *storey*.

SUPERCEDED

Patient care area means a part of a *health-care building* normally used for the treatment, care, accommodation, recreation, dining and holding of patients including a *ward* and *treatment area*.

NSW A1.1

Private garage means-

- (a) ý any garage associated with a Class 1 building; or
- (b) ý any single *storey* of a building of another Class capable of accommodating not more than 3 vehicles, if there is only one such *storey* in the building; or
- (c) ý any separate single *storey* garage associated with another building where such garage is capable of accommodating not more than 3 vehicles.

Professional engineer means a person who is-

- (a) ý if legislation is applicable - a registered *professional engineer* in the relevant discipline who has appropriate experience and competence in the relevant field; or
- (b) ý if legislation is not applicable-
 - (i) ý a Corporate Member of the Institution of Engineers, Australia; or
 - (ii) ý eligible to become a Corporate Member of the Institution of Engineers, Australia, and has appropriate experience and competence in the relevant field.

NSW A1.1

Public carpark means a building that is used for the parking of motor vehicles but is neither a *private garage* nor used for the servicing of vehicles, other than washing, cleaning or polishing.

Public corridor means an enclosed corridor, hallway or the like which-

- (a) ý serves as a means of egress from 2 or more *sole-occupancy units* to a *required exit* from the *storey* concerned; or
- (b) ý is *required* to be provided as a means of egress from any part of a *storey* to a *required exit*.

NSW A1.1

Registered Testing Authority means-

- (a) the National Building Technology Centre (NBTC);
- (b) the CSIRO Division of Building, Construction and Engineering (CSIRO-DBC&E);
- (c) an authority registered by the National Association of Testing Authorities (NATA) to test in the relevant field; or
- (d) an organisation outside Australia recognized by NATA through a mutual recognition agreement.

Required means required by the BCA. ý

VIC A1.1

VIC A1.1

Resistance to the incipient spread of fire, in relation to a ceiling membrane, means the ability of a ceiling membrane to insulate the space between the ceiling and roof, or ceiling and floor above, to limit the temperature rise of combustibles in this space during the *Standard Fire Test* to 180 K above the initial temperature.

SUPERCEDED

Rise in storeys means the greatest number of *storeys* calculated in accordance with C1.2

NSW A1.1

Sanitary compartment means a room or space containing a toilet fixture, closet pan, soil pan, chemical toilet, or the like.

Sarking-type material means a material such as a reflective foil or other flexible membrane of a type normally used for a purpose such as water proofing, vapour proofing or thermal reflectance.

School includes a primary or secondary *school*, college, university or similar educational establishment.

Self-closing, applied to a door or *window* means equipped with a device which returns the door or *window* to the fully closed and latched position immediately after each manual opening.

Service station means a garage which is not a *private garage* and is for the servicing of vehicles, other than only washing, cleaning or polishing.

Shaft means the walls and other parts of a building bounding-

(a) ý a well, other than an *atrium well*; or

(b) ý a vertical chute, duct or similar passage, but not a chimney or flue.

Site means the part of the allotment of land on which a building stands or is to be erected.

Smoke-and-heat vent means a vent, located in or near the roof for smoke and hot gases to escape if there is a fire in the building.

Smoke-Developed Index means the index number for smoke developed under AS 1530.3.

NSW A1.1

Sole-occupancy unit means a room or other part of a building for occupation by one owner, lessee, tenant, or other occupier to the exclusion of any other owner, lessee, tenant, or other occupier.

Spread-of-Flame Index means the index number for spread of flame under AS 1530.3.

Sprinkler system means a system of *automatic* fire sprinklers complying with E1.5.

NSW A1.1

Stage means a floor or platform in a Class 9b building on which performances are presented before an audience.

Standard Fire Test means the Fire-resistance Tests of Elements of Building Construction as described in AS 1530.4.

NSW A1.1

Storey means a space within a building which is situated between one floor level and the floor level next above, or if there is no floor above, the ceiling or roof above, but not-

(a) ý a space that contains only-

(i) ý a lift *shaft*, stairway or meter room; or

(ii) ý a bathroom, shower room, laundry, water closet, or other *sanitary compartment*; or

(iii) ý accommodation intended for not more than 3 vehicles; or

SUPERCEDED

(iv) a combination of the above; or ý

VIC A1.1

(b) a *mezzanine*.

Structural adequacy, in relation to an FRL means the ability to maintain stability and adequate *loadbearing* capacity under AS 1530.4.

Structural member means a component or part of an assembly which provides vertical or lateral support to a building or structure.

QLD A1.1

SA A1.1

Swimming pool means any excavation or structure containing water and used primarily for swimming, wading, paddling, or the like, including a bathing or wading pool, or spa.

NSW A1.1

Treatment area means an area within a *patient care area* such as an operating theatre and rooms used for recovery, minor procedures, resuscitation, intensive care and coronary care from which a patient may not be readily moved.

Ward area means that part of a *patient care area* for resident patients and may contain areas for accommodation, sleeping, associated living and nursing facilities.

Window includes a roof light, glass panel, glass block or brick, glass louvre, glazed sash, glazed door, or other device which transmits natural light directly from outside a building to the room concerned when in the closed position.

QLD A1.1

A1.2 Adoption of Standards and other references

The adoption of a Standard, rule, specification or provision included in any document issued by the Standards Association of Australia or other body, does not include a provision-

- (a) ý specifying or defining the respective rights, responsibilities or obligations as between themselves of any manufacturer, supplier or purchaser;
- (b) ý specifying the responsibilities of any trades person or other building operative, architect, engineer, authority, or other person or body;
- (c) ý requiring the submission for approval of any material, building component, form or method of construction, to any person, authority or body other than a person or body empowered under State or Territory legislation to give that approval;
- (d) ý specifying that a material, building component, form or method of construction, must be submitted to the Standards Association of Australia or a committee of the Association for expression of opinion; or
- (e) ý permitting a departure from the code, rule, specification or provision at the sole discretion of the manufacturer or purchaser, or by arrangement or agreement between the manufacturer and purchaser.

A1.3 Referenced Standards, etc

A reference to a document under A1.2 refers to the edition or issue, together with any amendment, listed in Specification A1.3 and only so much as is relevant in the context in which the document is quoted.

A1.4 Differences between referenced documents and the BCA

The BCA overrules in any difference arising between it and any Standard, rule, specification or provision in a document listed in Specification A1.3.

A1.5 Application of the BCA to a particular State or Territory

For application within a particular State or Territory, the BCA comprises-

- (a) ∫ Sections A to H; and
- (b) ∫ the variations, deletions and additions to Sections A to H applicable to that State or Territory specified in the relevant Appendix.

[NSW A1.101]

PART A2 ∫ ACCEPTANCE OF DESIGN AND CONSTRUCTION

A2.1 Suitability of materials

Every part of a building must be constructed in a proper and workmanlike manner to achieve the *required* level of performance, using materials that are not faulty or unsuitable for the purpose for which they are intended.

A2.2 Evidence of suitability

Subject to A2.3 and A2.4, evidence to support the use of a material, form of construction or design may be submitted or may be *required* to be submitted. That evidence may take the form of-

- (a) ∫ a report issued by a *Registered Testing Authority*, showing that the material or form of construction has been submitted to the tests listed in the report, and setting out the results of those tests and any other relevant information that demonstrates its suitability for use in the building;
- (b) ∫ a current *Certificate of Accreditation*;
- (c) ∫ a certificate from a *professional engineer* or other appropriately qualified person which-
 - (i) ∫ certifies that a material, design or form of construction complies with the requirements of the BCA; and
 - (ii) ∫ sets out the basis on which it is given and the extent to which relevant specifications, rules, codes of practice or other publications have been relied upon;
- (d) ∫ a Standards Mark Certificate issued by Standards Australia; or
- (e) ∫ a current SSL Product Listing Data Sheet and listing in the latest issue of the Scientific Services Laboratory Register of Accredited Products - Fire Protection Equipment; or
- (f) ∫ any other form of documentary evidence that correctly describes the properties and performance of the material or form of construction and adequately demonstrates its suitability for use in the building,

and any copy of documentary evidence submitted under the BCA, must be a complete copy of the original report or document.

A2.3 Fire-resistance of building elements

The FRL of a building element must be determined in accordance with Specification A2.3.

A2.4 Early Fire Hazard Indices

The Early Fire Hazard Indices of a component or assembly must be determined in accordance with Specification A2.4

ACT A2.101

PART A3 $\dot{\gamma}$ CLASSIFICATIONS OF BUILDINGS AND STRUCTURES

A3.1 Principles of classification

The classification of a building or part of a building is determined by the purpose for which it is designed, constructed or adapted to be used.

A3.2 Classifications

Buildings are classified as follows:

NSW A3.2

Class 1: one or more buildings which in association constitute-

- (a) $\dot{\gamma}$ **Class 1a** - a single dwelling being-
 - (i) $\dot{\gamma}$ a detached house; or
 - (ii) $\dot{\gamma}$ one or more attached dwellings, each being a building, separated by a *fire-resisting wall* including a row house, terrace house, town house or villa unit; or
- (b) $\dot{\gamma}$ **Class 1b** - a boarding house, guest house, hostel or the like with a total *floor area* not exceeding 300 m² and in which not more than 12 persons would ordinarily be resident,

which is not located above or below another dwelling or another Class of building other than a *private garage*

Class 2: a building containing 2 or more *sole-occupancy units* each being a separate dwelling.

Class 3: a residential building, other than a building of Class 1 or 2, which is a common place of long term or transient living for a number of unrelated persons, including-

- (a) $\dot{\gamma}$ a boarding-house, guest house, hostel, lodging-house or backpackers accommodation; or
- (b) $\dot{\gamma}$ a residential part of an hotel or motel; or
- (c) $\dot{\gamma}$ a residential part of a *school*; or
- (d) $\dot{\gamma}$ accommodation for the aged, disabled or children; or
- (e) $\dot{\gamma}$ a residential part of a *health-care building* which accommodates members of staff.

QLDA3.2(f)

Class 4: a dwelling in a building that is Class 5, 6, 7, 8 or 9 if it is the only dwelling in the building.

SUPERCEDED

Class 5: an office building used for professional or commercial purposes, excluding buildings of Class 6, 7, 8, or 9.

Class 6: a shop or other building for the sale of goods by retail or the supply of services direct to the public, including-

- (a) ý an eating room, cafe, restaurant, milk or soft-drink bar; or
- (b) ý a dining room, bar, shop or kiosk part of a hotel or motel; or
- (c) ý a hairdresser's or barber's shop, public laundry, or undertaker's ý establishment; or ý
- (d) ý market or sale room, showroom, or *service station*.

Class 7: a building which is-

- (a) ý a *public carpark*; or
- (b) ý for storage, or display of goods or produce for sale by wholesale.

Class 8: a laboratory, or a building in which a handicraft or process for the production, assembling, altering, repairing, packing, finishing, or cleaning of goods or produce is carried on for trade, sale, or gain.

Class 9: a building of a public nature-

- (a) ý **Class 9a** - a *health-care building*; including those parts of the building set aside as a laboratory; or
- (b) ý **Class 9b** - an *assembly building*, including a trade workshop, laboratory or the like in a primary or secondary *school*, but excluding any other parts of the building that are of another Class.

Class 10: a non-habitable building or structure-

- (a) ý Class 10a - a non-habitable building being a *private garage, carport, shed, or the like*; or
- (b) ý Class 10b - a structure being a fence, mast, antenna, retaining or free-standing wall, *swimming pool, or the like*.

A3.3 Multiple classification

Each part of a building must be classified separately, and-

- (a) ý where parts have different purposes - if not more than 10% of the *floor area* of a *storey* which is not a laboratory is used for a purpose which is a different classification, the classification applying to the major use may apply to the whole *storey*; and
- (b) ý Classes 1a, 1b, 9a, 9b, 10a and 10b are separate classifications; and
- (c) ý a reference to-
 - (i) ý Class 1 - is to Class 1a and 1b
 - (ii) ý Class 9 - is to Class 9a or 9b; and
 - (iii) ý Class 10 - is to Class 10a or 10b.
- (d) ý A plant room, machinery room, lift motor room, boiler room or the like must have the same classification as the part of the building in which it is situated.

PART A4 UNITED BUILDINGS

A4.1 When buildings are united

Two or more buildings adjoining each other form one united building if they-

- (a) ŷ are connected through openings in the walls dividing them; and
- (b) ŷ together comply with all the requirements of the BCA as though they are a single building.

A4.2 Alterations in a united building

If, after *alterations* or any other building work, two or more of the buildings in A4.1 cease to be connected through openings in the dividing walls, each of those buildings not now connected must comply with all requirements for a single building.

SPECIFICATION A1.3 ŷ STANDARDS ADOPTED BY REFERENCE

1. Schedule of referenced documents

The Standards and other documents listed in Table 1 are referred to in the BCA.

ACT SPEC A1.3

NSW SPEC A1.3

NT SPEC A1.3

QLD SPEC A1.3

SA SPECA1.3

TAS SPEC A1.3

VIC SPEC A1.3

WA SPEC A1.3

Table 1: SCHEDULE OF REFERENCED DOCUMENTS ŷ

No.	Date ŷ	Title	BCA Clause(s)
AS 1038 ŷ		Methods for the analysis and testing of coal and coke	
Part 15	1987 ŷ	Fusibility of higher rank coal ash and coke ash	Spec C3.15
AS 1170 ŷ		Minimum design loads on structures (SAA Loading Code)	B1.2
Part 1	1989 ŷ	Dead and live loads and load combinations ŷ Amdt 1, Jan 1993 ŷ	
Part 2 ŷ	1989	Wind loads ŷ Amdt 1, Jan. 1991 ŷ Amdt 2, Jan 1993 ŷ Amdt 3, Dec 1993 ŷ	
Part 3 ŷ	1990	Snow loads	
Part 4	1993 ŷ	Earthquake loads ŷ Amdt 1, Sept 1994 ŷ	
AS 1191	1985 ŷ	Acoustics- Method for laboratory measurement of airborne sound transmission loss of building partitions Amdt 1, Jan. 1987	Spec F5.5
AS/NZS	1994	Pressure equipment ŷ	G2.2

SUPERCEDED

1200

AS 1250	1981	The use of steel in structures (SAA Steel Structures Code) Amdt 2, Oct. 1984	Spec A2.3, B1.3
AS 1276	1979	Methods for determination of Sound Transmission Class and Noise Isolation Class of building partitions	F5.2
AS 1288	1994	Glass in buildings - Selection and Installation	B1.3, Spec C3.4
AS 1428		Design for access and mobility	
Part 1	1993	General requirements for access - Buildings Amdt 1, Oct 1993	D3.2, D3.3, F2.4
AS 1530		Methods for fire tests on building materials components and structures	A1.1 Spec A2.4
Part 1	1994	Combustibility test for materials	
Part 2	1993	Test for flammability of materials Amdt 1, July 1993	
Part 3	1989	Simultaneous determination of ignitability, flame propagation, heat release and smoke release Amdt 1, April 1992	Spec A2.4
Part 4	1990	Fire-resistance tests on elements of building construction [Note: Previous test reports under Part 1-1976, Part 3-1982 and Part 4-1975 remain valid. New reports of tests carried out after the date of amendment must relate to the amended Standard]	C3.15, Spec A2.4 Spec C3.15
AS 1538	1988	Rules for the use of cold-formed steel in structures (SAA Cold-formed Steel Structures Code)	B1.3
AS 1562		Design and installation of sheet roof and wall cladding	
Part 1	1992	Metal Amdt 1, July 1993	B1.3, F1.5
AS 1603		Automatic fire detection and alarm systems	Spec E1.7
Part 1	1990	Heat detectors	
Part 2	1990	Point type smoke detectors Amdt 1, Sept 1990	Spec E2.2
Part 4	1987	Control and indicating equipment Amdt 1, June 1988 Amdt 2, Oct 1989	
Part 6	1987	Fire Alarm Bells	
AS 1639	1990	The design and installation of corrugated fibre- reinforced cement roofing and wall cladding Amdt 1, May 1991	F1.5
AS 1657	1992	Fixed platforms, walkways, stairways and ladders - Design, construction and installation (SAA Code for Fixed Platforms, Walkways, Stairways and Ladders)	D2.18, H1.6
AS 1664	1979	Rules for the use of aluminium in structures (SAA Aluminium Structures Code)	B1.3
AS 1668		The use of mechanical ventilation and air- conditioning in buildings	
Part 1	1991	Fire and smoke control	C2.5, C2.12, C3.15, D1.7, E2.2, Spec E1.7 Spec E1.8, Spec E2.2,

SUPERCEDED

SUPERCEDED

			Spec G3.8, Spec H1.2
Part 2	1991	Mechanical ventilation for acceptable indoor-air quality	F4.5, F4.11
AS 1670	1986	Automatic fire detection and alarm systems - system design, installation and commissioning Amdt 1, Jan 1987 Amdt 2, March 1988 Amdt 3, June 1988	C3.5, C3.6, C3.7, C3.8, Spec E1.7, Spec G3.8, G4.8
AS 1680		Interior lighting	F4.4
Part 1	1990	General principles and recommendations Amdt 1, June 1993	
Part 2.0	1990	Recommendations for specific tasks and interiors Amdt 1, Dec 1992	
Part 2.1	1993	Circulation space and other general areas	
Part 2.2	1994	Office and screen based tasks	
Part 2.3	1994	Education and training facilities	
AS 1684	1992	National Timber Framing Code Amdt 1, Sept 1993 Amdt 2, June 1994	B1.3
AS 1691	1985	Domestic oil-fired appliances - Installation Amdt 1, Sept 1985	G2.2
AS 1720		Timber structures (SAA Timber Structures Code)	
Part 1	1988	Design methods Amdt 1, March 1993	B1.3
Part 4	1990	Fire resistance of structural timber	Spec A2.3
AS 1735		Lifts, escalators and moving walks (SAA Lift Code)	
Part 2	1993	Passenger and goods lifts - Electric	Spec C1.8, E3.4
Part 11	1986	Fire-rated landing doors	C3.10
AS 1860	1991	Installation of particleboard flooring	B1.3
AS 1905		Components for the protection of openings in fire-resistant walls (SAA Fire Door Code)	Spec C3.4, C3.6
Part 1	1990	Fire-resistant doorsets	
Part 2	1989	Fire-resistant roller shutters	
AS 1926		Swimming pool safety	
Part 1	1993	Fencing for swimming pools	G1.1
AS 1926	1986	Fences and gates for private swimming pools Amdt 1, March 1987	G1.1
AS 2049	1992	Terracotta roofing tiles	B1.3, F1.5
AS 2050	1995	Fixing of roofing tiles	B1.3, F1.5
AS 2107	1987	Acoustics-Recommended design sound levels and reverberation times for building interiors	Spec E1.8
AS 2118	1982	Automatic fire sprinkler systems (SAA Code for Automatic Fire Sprinkler Systems) Amdt 1, Jan 1983 Amdt 2, Dec 1985 Amdt 3, April 1989	E1.5, Spec E1.5, Spec G3.8
AS 2159	1978	Rules for the design and installation of piles (SAA Piling Code)	B1.3

SUPERCEDED

SUPERCEDED

AS 2185	1991	Fibrous plaster products	Spec C1.8
AS 2220		Emergency warning and intercommunication systems in buildings	E4.9, Spec G3.8
Part 1	1989	Equipment design and manufacture Amdt 1, Nov 1989 Amdt 2, Aug 1993	
Part 2	1989	System design, installation and commissioning Amdt 1, Nov 1993 Amdt 2, Aug 1993	Spec E1.5, Spec E1.7, Spec E2.2
AS 2220	1978	Rules for emergency warning and intercommunication systems for buildings	E4.9, Spec G3.8
AS 2293		Emergency evacuation lighting in buildings	
Part 1	1987	Design and installation Amdt 1, March 1988 Amdt 2, Oct 1992	E4.4, E4.8
AS 2293		Emergency evacuation lighting in buildings	
Part 1	1987	Design and installation	E4.4, E4.8
AS 2327		Composite construction in structural steel and concrete (SAA Composite Construction Code)	
Part 1	1980	Simply supported beams	Spec A2.3, B1.3
AS 2419		Fire hydrant installations	
Part 1	1994	System design, installation and commissioning	E1.3
AS 2424	1991	Plastics building sheets - General installation requirements and design of roofing systems	B1.3, F1.5
AS 2441	1988	Installation of fire hose reels	E1.4
AS 2444	1985	Portable fire extinguishers - Selection and location	E1.6
AS 2665	1983	Smoke/heat venting systems - Design installation and commissioning	C2.3, E2.4, Spec G3.8, Spec H1.2
AS 2818	1986	Guide to swimming pool safety	G1.1
AS 2867	1986	Farm structures - General requirements for structural design	B1.3
AS 2870		Residential slabs and footings	
Part 1	1988	Construction	B1.3, F1.10
AS 2890		Parking facilities	
Part 1	1993	Off-street car parking	D3.5
AS 2904	1986	Damp-proof courses and flashings	F1.9
AS 2908		Cellulose cement products	
Part 1	1992	Corrugated sheets	B1.3, F1.5
Part 2	1992	Flat sheets	A1.1
AS 2918	1990	Domestic solid-fuel burning appliances - Installation	G2.2
AS 3013	1990	Electrical installations - Wiring systems for specific applications	C2.13
AS 3600	1994	Concrete Structures	Spec A2.3, B1.3
AS 3623	1993	Domestic metal framing	B1.3
AS 3660		Protection of buildings from subterranean termites	
Part 1	1995	New buildings	B1.3

SUPERCEDED

SUPERCEDED

AS 3666	1989	Air-handling and water systems in buildings - Microbial control	E5.3, F2.7, F4.5
AS 3700	1988	Masonry in Buildings Amdt 1, Jan 1989 Amdt 2, March 1991 Amdt 3, April 1992 Amdt 4, July 1994	Spec A2.3, B1.3, F5.5
AS 3740	1994	Waterproofing of wet areas in residential buildings	F1.7
AS 3786	1993	Smoke alarms	Spec E1.7
AS 3959	1991	Construction of buildings in bushfire prone areas	G5.2
AS 4055	1992	Wind loads for houses	B1.2
AS 4072		Components for the protection of openings in fire- resistant separating elements	
Part 1	1992	Service penetrations and control joints [Note: Systems tested to AS 1530.4 prior to the adoption of Amendment No 7 need not be retested to comply with the provisions in AS 4072.1]	C3.15
AS 4100	1990	Steel structures Amdt 1, Aug 1992 Amdt 2, June 1993	Spec A2.3, B1.3
AS/NZS 4200		Pliable building membranes and underlays	F1.6
Part 1	1994	Materials Amdt 1, Dec 1994	
Part 2	1994	Installation requirements	
AS/NZS 4256		Plastic roof and wall cladding material	B1.3, F1.5
Part 1	1994	General requirements	
Part 2	1994	Unplasticised polyvinyl chloride (uPVC) building sheets	
Part 3	1994	Glass fibre reinforced polyester (GRP)	
AISC		Guidelines for assessment of fire resistance of structural steel members	Spec A2.3
ASTM D3018-90		Class A asphalt shingles surfaced with mineral granules	Spec A2.3
ASTM E695-79		Standard method of measuring relative resistance of wall, floor and roof construction to impact loading (1985)	Spec C1.8
CSIRO-DBC&E		Special Report - Low Rise Domestic and Similar Framed Structures, Part 4 - Supplementary Domestic Buildings for Built-Up Areas	B1.3
CSIRO-NBTC		Bulletin 5 - Earth-wall Construction 4th edition - 1987	B1.3
ISO 140		Acoustics- Measurement of sound insulation in buildings and of building elements	
Part VI	1978 (E)	Laboratory measurements of impact sound insulation of floors	Spec F5.5
SSL		Register of Accredited Products - Fire Protection Equipment	Spec E1.7

SUPERCEDED

SPECIFICATION A2.3 FIRE-RESISTANCE OF BUILDING ELEMENTS

1. Scope

This Specification sets out the procedures for determining the FRL of building elements.

2. Rating

A building element meets the requirements of this Specification if-

- (a) it is listed in, and complies with Table 1 of this Specification; or
- (b) it is identical with a prototype that has been submitted to the *Standard Fire Test*, or an equivalent or more severe test, and the FRL achieved by the prototype is confirmed in a report from a *Registered Testing Authority* which-
 - (i) describes the method and condition of test and the form of construction of the tested prototype in full; and
 - (ii) certifies that the application of restraint to the prototype complied with the *Standard Fire Test*; or
- (c) it differs in only a minor degree from a prototype tested under (b) and the FRL attributed to the building element is confirmed in a report from a *Registered Testing Authority* which-
 - (i) certifies that the *structural member* is capable of achieving the FRL despite the minor departures from the tested prototype; and
 - (ii) describes the materials, construction and conditions of restraint which are necessary to achieve the FRL; or
- (d) it is designed to achieve the FRL in accordance with-
 - (i) AS 1250, AS 4100, AS 2327 and AISC Guidelines for Assessment of Fire Resistance of Structural Steel Members if it is a steel or composite structure; or
 - (ii) AS 3600 if it is a concrete structure; or
 - (iii) AS 1720 Part 4 if it is a solid or glued-laminated timber structure; or
 - (iv) AS 3700 if it is a masonry structure; or
- (e) the FRL is determined by calculation based on the performance of a prototype in the *Standard Fire Test* and confirmed in a report in accordance with Clause 3.

3. FRLs determined by calculation

If the FRL of a building element is determined by calculation based on a tested prototype-

- (a) the building element may vary from the prototype in relation to-
 - (i) length and height if it is a wall; and
 - (ii) height if it is a column; and
 - (iii) span if it is a floor, roof or beam; and
 - (iv) conditions of support; and
 - (v) to a minor degree, cross-section and components.

- (b) ∫ the report must demonstrate by calculation that the building element would achieve the FRL if it is subjected to the regime of the *Standard Fire Test* in relation to-
 - (i) ∫ *structural adequacy* (including deflection); and
 - (ii) ∫ *integrity*; and
 - (iii) ∫ *insulation*; and
- (c) ∫ the calculations must take into account-
 - (i) ∫ the temperature reached by the components of the prototype and their effects on strength and modulus of elasticity; and
 - (ii) ∫ appropriate features of the building element such as support, restraint, cross-sectional shape, length, height, span, slenderness ratio, reinforcement, ratio of surface area to mass per unit length, and fire protection; and
 - (iii) ∫ features of the prototype that influenced its performance in the *Standard Fire Test* although these features may not have been taken into account in the design for dead and live load; and
 - (iv) ∫ features of the conditions of test, the manner of support and the position of the prototype during the test, that might not be reproduced in the building element if it is exposed to fire; and
 - (v) ∫ the design load of the building element in comparison with the tested prototype.

4. Interchangeable materials

- (a) ∫ Concrete and plaster - An FRL achieved with any material of Group A, B, C, D or E as an ingredient in concrete or plaster, applies equally when any other material of the same group is used in the same proportions:
 - Group A: Any portland cement. ∫
 - Group B: Any lime. ∫
 - Group C: Any dense sand. ∫
 - Group D: Any dense calcareous aggregate, including any limestone or any calcareous gravel. ∫
 - Group E: Any dense siliceous aggregate, including any basalt, diorite, dolerite, ∫ granite, granodiorite or trachyte. ∫
- (b) ∫ Perlite and vermiculite - An FRL achieved with either gypsum-perlite plaster or gypsum-vermiculite plaster applies equally for each plaster.

5. Columns covered with lightweight construction

If the *fire-resisting* covering of a steel column is *lightweight construction*, the construction must comply with C1.8 and C3.17.

Table 1: FRLs DEEMED TO BE ACHIEVED BY CERTAIN BUILDING ELEMENTS

BUILDING ELEMENT	MINIMUM THICKNESS (mm) OF PRINCIPAL MATERIAL FOR FRL's					ANNEXURE REFERENCE Clause No.
	60/60/60	90/90/90	120/120/120	180/180/180	240/240/240	

SUPERCEDED

WALL

Masonry

Ashlar	-	-	-	-	300	1,2,5,6
Calcium silicate	see 2(d)(iv) of this Specification					
Concrete	see 2(d)(iv) of this Specification					
Fired clay (incl terracotta)	see 2(d)(iv) of this Specification					

Concrete

No-fines	-	-	-	150	170	1,5,6
Prestressed	see 2(d)(ii) of this Specification					
Reinforced	see 2(d)(ii) of this Specification					
Plain	-	-	-	150	170	1,5,6

Solid gypsum blocks

	75	90	100	110	125	1,5,6
--	----	----	-----	-----	-----	-------

Gypsum-perlite or Gypsum

vermiculite-plaster

on metal lath and channel (non-loadbearing walls only)	50	50	65	-	-	1,5,7
--	----	----	----	---	---	-------

CONCRETE COLUMN

Concrete

Prestressed	see 2(d)(ii) of this Specification					
Reinforced	see 2(d)(ii) of this Specification					

HOT-ROLLED STEEL COLUMN

(incl. a fabricated column) exposed on no more than 3 sides: 8

Fire protection of

Concrete - Cast in-

situ-loadbearing	25	30	40	55	75	9,11,12
non-loadbearing-unplastered	25	30	40	50	65	9, 11,12
plastered 13 mm-	25	25	30	40	50	1,6,9,11,12

Gypsum - Cast in-situ

	-	-	-	-	50	9,11,12
--	---	---	---	---	----	---------

Gypsum-perlite or Gypsum-

vermiculite plaster

sprayed to contour	20	25	35	50	55	1,11
sprayed on metal lath	20	20	25	35	45	1,7

HOT-ROLLED STEEL COLUMN

(incl. a fabricated column) exposed on no more than 3 sides and with column spaces filled: 8,9

Fire protection of -

Solid calcium-silicate masonry

	50	50	50	50	65	1,3,11,12
--	----	----	----	----	----	-----------

Solid clay masonry

	50	50	50	65	90	1,3,11,12
--	----	----	----	----	----	-----------

Solid concrete masonry

	50	50	50	65	90	1,3,11,12
--	----	----	----	----	----	-----------

SUPERCEDED

Solid gypsum blocks	50	50	50	50	65	1,3,11,12
Hollow terracotta blocks plastered 13 mm	50	50	50	65	90	1,3,6,10,11,12
<hr/>						
HOT-ROLLED STEEL COLUMN (incl. a fabricated column) exposed on no more than 3 sides and with column spaces unfilled:						8
Fire protection of -						
Solid calcium-silicate masonry	50	50	50	-	-	1,3,11,12
Solid clay masonry	50	50	65	-	-	1,3,11,12
Solid concrete masonry	50	50	65	-	-	1,3,11,12
Solid gypsum blocks	50	50	50	-	-	1,3,11,12
Hollow terracotta blocks- plastered 13 mm	50	50	65	-	-	1,3,6,10,11,12
	60/-	90/-	120/-	180/-	240/-	
<hr/>						
HOT-ROLLED STEEL COLUMN (incl a fabricated column) exposed on 4 sides:						8
Fire protection of -						
Concrete - Cast in-situ-						
<i>loadbearing</i>	25	40	45	65	90	9,11,12
<i>non-loadbearing-</i> unplastered	25	30	40	50	65	9,11,12
plastered 13 mm	25	25	30	40	50	1,6,9,11,12
Gypsum - Cast in-situ						
	-	-	-	-	50	9,11,12
Gypsum-perlite or Gypsum-vermiculite plaster						
sprayed to contour	25	30	40	55	65	1,11
sprayed on metal lath	20	20	30	40	50	1,7
<hr/>						
HOT-ROLLED STEEL COLUMN (incl. a fabricated column) exposed on 4 sides and with column spaces filled:						8,9
Fire protection of -						
Solid calcium-silicate masonry	50	50	50	65	75	1,3,11,12
Solid clay masonry	50	50	50	75	100	1,3,11,12
Solid concrete masonry	50	50	50	75	100	1,3,11,12
Solid gypsum blocks	50	50	50	65	75	1,3,11,12
Hollow terracotta blocks- plastered 13 mm	50	50	50	75	100	1,3,6,10,11,12
<hr/>						
HOT-ROLLED STEEL COLUMN (incl. a fabricated column) exposed on 4 sides and with column spaces unfilled:						8

SUPERCEDED

SUPERCEDED

Fire protection of - Solid calcium-silicate masonry	50	50	50	-	-	1,3,11,12
Solid clay masonry	50	50	65	-	-	1,3,11,12
Solid concrete masonry	50	50	65	-	-	1,3,11,12
Solid gypsum blocks	50	50	50	-	-	1,3,11,12
Hollow terracotta blocks- plastered 13 mm	50	50	65	-	-	1,3,6,10,11,12
	60/60/60	90/90/90	120/120/120	180/180/10	240/240/240	
BEAM						
Concrete						
Prestressed	see 2(d)(ii) of this Specification					
Reinforced	see 2(d)(ii) of this Specification					
Hot-rolled Steel (incl. an open-web joist, girder, truss, etc) exposed on no more than 3 sides:						8
Fire protection of - Concrete- Cast in-situ	25	30	40	50	65	11,12
Gypsum-perlite or Gypsum-vermiculite plaster sprayed to contour	20	25	35	50	55	1,11
sprayed on metal lath	20	20	25	35	45	1,7
	60/-/-	90/-/-	120/-/-	180/-/-	240/-/-	
Hot-rolled Steel (incl. an open-web joist, girder, truss, etc) exposed on 4 sides:						8
Fire protection of - Concrete- Cast in-situ	25	40	45	65	90	11,12
Gypsum-perlite or Gypsum-vermiculite plaster- sprayed to contour	25	30	40	55	65	1,11
sprayed on metal lath	20	20	30	40	50	1,7
	60/60/60	90/90/90	120/120/120	180/180/180	240/240/240	
FLOOR,ROOF OR CEILING						
Concrete -						
Prestressed	see 2(d)(ii) of this Specification					
Reinforced	see 2(d)(ii) of this Specification					

ANNEXURE TO TABLE 1

1 MORTAR, PLASTER AND PLASTER REINFORCEMENT

1.1 Mortar for masonry

Masonry units of ashlar, calcium silicate, concrete or fired clay (including terracotta blocks) must be laid in cement mortar or composition mortar complying with the relevant provisions of AS 3700.

1.2 Gypsum blocks

Gypsum blocks must be laid in gypsum-sand mortar or lime mortar.

1.3 Gypsum-sand mortar and plaster

Gypsum-sand mortar and gypsum-sand plaster must consist of either-

- (a) \dot{y} not more than 3 parts by volume of sand to 1 part by volume of gypsum; or
- (b) \dot{y} if lime putty is added, not more than 2.5 parts by volume of sand to 1 part by volume of gypsum and not more than 5% of lime putty by volume of the mixed ingredients.

1.4 Gypsum-perlite and gypsum-vermiculite plaster

Gypsum-perlite or gypsum-vermiculite plaster must be applied-

- (a) \dot{y} in either one or 2 coats each in the proportions of 1 m³ of perlite or vermiculite to 640 kg of gypsum if the *required* thickness of the plaster is not more than 25 mm; and
- (b) \dot{y} in 2 coats if the *required* thickness is more than 25 mm, the first in the proportions of 1 m³ of perlite or vermiculite to 800 kg of gypsum and the second in the proportions of 1 m³ of perlite or vermiculite to 530 kg of gypsum.

1.5 Plaster of cement and sand or cement, lime and sand

Plaster prescribed in Table 1 must consist of-

- (a) \dot{y} cement and sand or cement, lime and sand; and
- (b) \dot{y} may be finished with gypsum, gypsum-sand, gypsum-perlite or gypsum-vermiculite plaster or with lime putty.

1.6 Plaster reinforcement

If plaster used as fire protection on walls is more than 19 mm thick-

- (a) \dot{y} it must be reinforced with expanded metal lath that-
 - (i) \dot{y} has a mass per unit area of not less than 1.84 kg/m²;
 - (ii) \dot{y} has not fewer than 98 meshes per metre; and
 - (iii) \dot{y} is protected against corrosion by galvanising or other suitable method; or
- (b) \dot{y} it must be reinforced with 13 mm x 13 mm x 0.7 mm galvanised steel wire mesh; and
- (c) \dot{y} the reinforcement must be securely fixed at a distance from the face of the wall of not less than 1/3 of the total thickness of the plaster.

2 ASHLAR STONE MASONRY

Ashlar masonry must not be used in a part of the building containing more than 2 *storeys*, and must not be of-

- (a) \dot{y} aplite, granite, granodiorite, quartz dacite, quartz diorite, quartz porphyrite or quartz porphyry;
- (b) \dot{y} conglomerate, quartzite or sandstone;
- (c) \dot{y} chert or flint; or
- (d) \dot{y} limestone or marble.

3 DIMENSIONS OF MASONRY

The thicknesses of masonry of calcium-silicate, concrete and fired clay are calculated as follows:

3.1 Solid units

For masonry in which the amount of perforation or coring of the units does not exceed 25% by volume (based on the overall rectangular shape of the unit) the thickness of the wall must be calculated from the manufacturing dimensions of the units and the specified thickness of the joints between them as appropriate.

3.2 Hollow units

For masonry in which the amount of perforation or coring of the units exceeds 25% by volume (based on the overall rectangular shape of the unit) the thickness of the wall must be calculated from the equivalent thicknesses of the units and the specified thickness of the joints between them as appropriate.

3.3 Equivalent thickness

The equivalent thickness of a masonry unit is calculated by dividing the net volume by the area of one vertical face.

4 * * * * *

5 HEIGHT-TO-THICKNESS RATIO OF CERTAIN WALLS

The ratio of height between lateral supports to overall thickness of a wall of ashlar, no-fines concrete, unreinforced concrete, solid gypsum blocks, gypsum-perlite or gypsum-vermiculite plaster on metal lath and channel, must not exceed-

- (a) \dot{y} 20 for a *loadbearing* wall; or
- (b) \dot{y} 27 for a non-*loadbearing* wall.

6 INCREASE IN THICKNESS BY PLASTERING

6.1 Walls

If a wall of ashlar, solid gypsum blocks or concrete is plastered on both sides to an equal thickness, the thickness of the wall for the purposes of Table 1 (but not for the purposes of Annexure Clause 5) may be increased by the thickness of the plaster on one side.

6.2 ý Columns

Where Table 1 indicates that column-protection is to be plastered, the tabulated thicknesses are those of the principal material. They do not include the thickness of plaster which must be additional to the listed thickness of the material to which it is applied.

7 ý GYPSUM-PERLITE OR GYPSUM-VERMICULITE PLASTER ON METAL LATH

7.1 ý Walls

In walls fabricated of gypsum-perlite or gypsum-vermiculite plaster on metal lath and channel-

- (a) ý the lath must be securely wired to each side of 19 mm x 0.44 kg/m steel channels (used as studs) spaced at not more than 400 mm centres; and
- (b) ý the gypsum-perlite or gypsum-vermiculite plaster must be applied symmetrically to each exposed side of the lath.

7.2 ý Columns

For the fire protection of steel columns with gypsum-perlite or gypsum-vermiculite on metal lath-

- (a) ý the thickness of the plaster must be measured from the back of the lath;
- (b) ý the lath must be fixed at not more than 600 mm centres vertically to steel furring channels, and-
 - (i) ý if the plaster is to be 35 mm thick or more - at least 12 mm clear of the column; or
 - (ii) ý if the plaster is to be less than 35 mm thick - at least 6 mm clear of the column; or
- (c) ý the plaster may be applied to self-furring lath with furring dimples to hold it not less than 10 mm clear of the column.

7.3 ý Beams

For the fire protection of steel beams with gypsum-perlite or gypsum-vermiculite on metal lath-

- (a) ý the lath must be fixed at not more than 600 mm centres to steel furring channels and at least 20 mm clear of the steel; and
- (b) ý the thickness of the plaster must be measured from the back of the lath.

8 ý EXPOSURE OF COLUMNS AND BEAMS

8.1 ý Columns

A column incorporated in or in contact on one or more sides with a wall of solid masonry or concrete at least 100 mm thick may be considered to be exposed to fire on no more than 3 sides.

8.2 ý Beams

A beam, open-web joist, girder or truss in direct and continuous contact with a concrete slab or a hollow block floor or roof may be considered to be exposed to fire on no more than 3 sides.

9 FILLING OF COLUMN SPACES

The spaces between the fire-protective material and the steel (and any re-entrant parts of the column itself) must be filled solid with a fire-protective material like concrete, gypsum or grout.

The inside of hollow sections, including pipes, need not be filled.

10 HOLLOW TERRACOTTA BLOCKS

The proportion of cored holes or perforations in a hollow terracotta block (based on the overall rectangular volume of the unit) must not exceed-

- | | |
|---|-----|
| (a) \bar{y} for blocks up to 75 mm thick | 35% |
| (b) \bar{y} for blocks more than 75 mm but not more than 100 mm thick | 40% |
| (c) \bar{y} for blocks more than 100 mm | 50% |

11 REINFORCEMENT FOR COLUMN AND BEAM PROTECTION

11.1 Masonry

Masonry of calcium-silicate, fired clay and concrete for the protection of steel columns must have steel-wire or mesh reinforcement in every second course and lapped at the corners.

11.2 Gypsum blocks and hollow terracotta blocks

Gypsum blocks and hollow terracotta blocks for the protection of steel columns must have steel-wire or mesh reinforcement in every course and lapped at corners.

11.3 Structural concrete and poured gypsum

If a steel column or a steel beam is to be protected with structural concrete or poured gypsum-

- (a) \bar{y} the concrete or gypsum must be reinforced with steel-wire mesh or steel-wire binding placed about 20 mm from its outer surface; and
- (b) \bar{y} for concrete or gypsum less than 50 mm thick, the steel wire must be-
 - (i) \bar{y} at least 3.15 mm in diameter; and
 - (ii) \bar{y} spaced at not more than 100 mm vertically; or
- (c) \bar{y} for concrete or gypsum not less than 50 mm thick, the steel wire must be either-
 - (i) \bar{y} of a diameter and spacing in accordance with (b); or
 - (ii) \bar{y} at least 5 mm in diameter and spaced at not more than 150 mm vertically.

11.4 Gypsum-perlite or gypsum-vermiculite plaster sprayed to contour

- (a) \bar{y} If a steel column or steel beam is protected with either gypsum-perlite or gypsum-vermiculite plaster sprayed to contour and the construction falls within the limits of Table 11.4, the plaster must be reinforced with-
 - (i) \bar{y} expanded metal lath complying with 1.6; or
 - (ii) \bar{y} galvanised steel wire mesh complying with 1.6.
- (b) \bar{y} The reinforcement must be placed at a distance from the face of the plaster of at least 1/3 of the thickness of the plaster and must be securely fixed to the column or beam at intervals of not more than the relevant listing in Table 11.4.
- (c) For the purposes of Table 11.4-

- (i) "vertical" includes a surface at not more than 10o to the vertical;
- (ii) "horizontal" includes a surface at not more than 10o to the horizontal; and
- (iii) "underside" means the underside of any horizontal or non-vertical surface.

Table 11.4 REINFORCEMENT OF GYPSUM-PERLITE OR GYPSUM-VERMICULITE PLASTER SPRAYED TO CONTOUR

SURFACE TO BE PROTECTED	REINFORCEMENT REQUIRED IF SMALLER DIMENSION OF SURFACE EXCEEDS (mm)	MAX SPACING OF FIXINGS OF THE MESH TO SURFACE (mm)
Members with I cross-section:		
Vertical-	450	450
Non-vertical-	300	300
Underside-	300	300
Upper side of a horizontal surface-	Not required	
Members with other shapes:		
Vertical-	Any size	450
Non-vertical-	Any size	300
Underside-	Any size	300
Upper side of a horizontal surface-	Not required	

12 THICKNESS OF COLUMN AND BEAM PROTECTION

12.1 Measurement of thickness

The thickness of the fire protection to steel columns and steel beams (other than fire protection of gypsum-perlite or gypsum-vermiculite plaster sprayed on metal lath or sprayed to contour) is to be measured from the face or edge of the steel, from the face of a splice plate or from the outer part of a rivet or bolt, whichever is the closest to the outside of the fire-protective construction, except that-

- (a) if the thickness of the fire protection is 40 mm or more, rivet heads may be disregarded;
- (b) if the thickness of the fire protection is 50 mm or more-
 - (i) any part of a bolt (other than a high-tensile bolt) may be disregarded; and
 - (ii) a column splice plate within 900 mm of the floor may encroach upon the fire protection by up to a 1/4 of the thickness of the fire protection; and
- (c) the flange of a column or beam may encroach by up to 12 mm upon the thickness of the fire protection at right angles to the web if-
 - (i) the column or beam is intended to have an FRL of 240/240/240 or 240/-/-;
 - (ii) the flange projects 65 mm or more from the web; and
 - (iii) the thickness of the edge of the flange (inclusive of any splice plate) is not more than 40 mm.

SPECIFICATION A2.4 ý EARLY FIRE HAZARD TEST FOR ASSEMBLIES

1. Scope

This Specification sets out the procedures for determining the Early Fire Hazard Indices of components and assemblies and their ability to screen their core materials as *required* under Specification C1.10.

2. Form of test

Tests must be carried out in accordance with-

- (a) ý for the determination of the *Spread-of-Flame Index* and *Smoke-Developed Index* - AS 1530.3; and
- (b) ý for the determination of the ability to prevent ignition and to screen its core material from free air - AS 1530.4

3. Test specimens

Test specimens must incorporate-

- (a) ý all types of joints; and
- (b) ý all types of perforations, recesses or the like for pipes, light switches or other fittings,

which are proposed to be used for the member or assembly of members in the building.

4. Concession

Clause 3 does not apply to joints, perforations, recesses or the like that are larger than those in the proposed application and have already been tested in the particular form of construction concerned and found to comply with the conditions of test.

5. Smaller specimen permitted

A testing laboratory may carry out the test specified in Clause 2(b) at pilot scale if a specimen (which must be not less than 900 mm x 900 mm) will adequately represent the proposed construction in the building, but the results of that test do not apply to construction larger than limits defined by the laboratory conducting the pilot examination.

SECTION B STRUCTURE

CONTENTS

B1 Structural Provisions

- B1.1 General Requirements
- B1.2 Loads
- B1.3 Construction deemed-to-satisfy

B2 Demolition

No provisions

Appendices

NSW

Spec B1.3 protection from progressive collapse

NT

Spec B1.2 Loads in cyclonic areas

WA

- Spec B1.3 Earth Wall Construction
- Spec B1.3 Seismic Construction - Class 1 Buildings

OBJECTIVES

A building must be so designed and constructed that the following objectives are fulfilled:

Part B1 Structural Provisions

All loads, internal actions, material properties and *foundation* conditions that significantly affect structural sufficiency or serviceability must be taken into account in the construction of a building or other structure.

Part B2 Demolition

Procedures and methods of demolition must be adequate to prevent injury to persons and avoid damage to neighbouring property.

PART B1 STRUCTURAL PROVISIONS

B1.1 General Requirements

A building or structure and its materials and components must be capable of sustaining at an acceptable level of safety and serviceability-

- (a) the most adverse combination of loads (including combinations of loads that might result in a potential for progressive collapse); and
- (b) other actions to which they may reasonably be subjected.

B1.2 Loads

NT B1.2

The loading requirements of B1.1 are satisfied if the building or structure can resist loads determined in accordance with the following:

- (a) Dead and live loads and load combinations: AS 1170.1.
- (b) Wind loads: AS 1170.2.
- (c) Snow loads: AS 1170.3.
- (d) Earthquake loads: AS 1170.4.
- (e) Wind loads for housing: AS 4055

B1.3 Construction deemed-to-satisfy

The requirements of B1.1 for materials and forms of construction are satisfied if they comply with the following:

- (a) Masonry (including masonry-veneer, unreinforced masonry and reinforced masonry): AS 3700.
- (b) Concrete construction (including reinforced and prestressed concrete): AS 3600.
- (c) Steel construction-
 - (i) Steel structures: AS 4100 or AS 1250 except that where AS 1250 is used the following limitations apply:
 - (A) Steels must have a specified yield stress not greater than 350 MPa.
 - (B) Hot rolled steel sections and flat plate must not be more than 40 mm thick.
 - (C) Buildings must not have an *effective height* greater than 40 m.
 - (D) Beam elements must not be greater than 20 m in length.
 - (ii) Cold formed steel structures: AS 1538.
- (d) Composite steel and concrete: AS 2327.1.
- (e) Aluminium construction: AS 1664.

QLD B1.3(f)

SA B1.3(f)

VIC B1.3(f)

- (f) Timber construction-
 - (i) Design of timber structures: AS 1720.1.
 - (ii) Timber structures not subject to snow loads: AS 1684.
 - (iii) In a Class 10a building with a *floor area* less than 60 m² located in an area not subjected to seismic activity or snow loads, and where the design wind velocity calculated under AS 1170.2 does not exceed 33 m/s: CSIRO-DBC&E Special Report- Low Rise Domestic and Similar Framed Structures, Part 4-Supplementary Domestic Buildings for Built-up Areas, Sections I to V.

SUPERCEDED

WA B1.3(g)

(g) ý Footings: Footings for Class 1 and 10a buildings: AS 2870.1

(h) ý Piling: AS 2159.

VIC B1.3(i)

(i) Glass installations: AS 1288. ý

NT B1.3(j)

(j) ý Protection from termites: Where a *structural member* is subject to attack by subterranean termites: AS 3660.1 and:

(i) ý for the purposes of this provision, a *structural member* consisting entirely of, or a combination of, any of the following materials is considered not to be subject to attack:

(A) ý Steel.

(B) ý Concrete.

(C) ý Masonry.

(D) ý Fibre-reinforced cement.

(E) ý Timber - naturally termite resistant in accordance with Appendix A of AS 3660.1.

(F) ý Timber - preservative treated in accordance with Appendix B of AS 3660.1.

(ii) ý a durable notice must be permanently fixed to the building in a prominent location, such as a meter box or the like, indicating-

(A) ý the method of treatment; and

(B) ý the date of installation of the system; and

(C) ý where a chemical barrier is used, its life expectancy as listed on the National Registration Authority label; and

(D) ý the need to maintain and inspect the system on a regular basis.

(k) ý Roof construction (except in cyclone areas):

(i) ý Extruded PVC and glass fibre reinforced polyester (GRP) sheeting: AS/NZS 4256, AS 2424.

(ii) ý Roofing tiles: AS 2049, AS 2050.

(iii) ý Cellulose fibre reinforced corrugated cement sheets: AS 2908.1 with safety mesh installed in accordance with AS 2424 Clause 2.3.3. for PVC and GRP sheeting.

(iv) ý Metal roofing: AS 1562.1.

(v) ý Asphalt shingles: ASTM D3018-90, Type A

(l) ý Particleboard structural flooring: AS 1860 (except for Clauses 5 and 6 and Table 1).

WA B1.3(m)

(m) Earthwall construction: NBTC Bulletin 5, edition 4, Tables 3.1 and Figure 3.7 and associated Table.

NT B1.3(n)

(n) ý Structures for primary production purposes in rural areas: AS 2867

(o) ý Domestic metal framing: AS 3623

SUPERCEDED

NSW B1.3(p)

VIC B1.3(p),(q),(r)

WA B1.3(p)

NSW Spec B1.3

NT SPEC B1.2

PART B2 DEMOLITION

No BCA provisions

SECTION C FIRE RESISTANCE

CONTENTS

C1 Fire Resistance and Stability

- C1.0 Application of Part
- C1.1 Type of construction required
- C1.2 Calculation of rise in storeys
- C1.3 Buildings of multiple classification
- C1.4 Mixed Types of construction
- C1.5 Two storey Class 2 or 3 buildings
- C1.6 Class 4 parts of buildings
- C1.7 Open spectator stands and indoor sports stadiums
- C1.8 Lightweight construction
- C1.9 Class 1 and 10 buildings
- C1.10 Early Fire Hazard Indices
- C1.11 Performance of external walls in fire

C2 Compartmentation and Separation

- C2.1 Application
- C2.2 General floor area limitations
- C2.3 Large isolated buildings
- C2.4 Requirements for open spaces and vehicular access
- C2.5 Class 9a buildings
- C2.6 Vertical separation of openings in external walls
- C2.7 Separation by fire walls
- C2.8 Separation of classifications in the same storey
- C2.9 Separation of classifications in different storeys
- C2.10 Separation of lift shafts
- C2.11 Stairways and lifts in one shaft
- C2.12 Separation of equipment
- C2.13 Electricity substations

C3 Protection of Openings

- C3.1 Application of Part
- C3.2 Protection of openings in external walls
- C3.3 Separation of openings in different fire compartments
- C3.4 Acceptable methods of protection
- C3.5 Doorways in fire walls

SUPERCEDED

- C3.6 Sliding fire doors ý
- C3.7 Protection of doorways in horizontal exits ý
- C3.8 Openings in fire-isolated exits ý
- C3.9 Service penetrations in fire-isolated exits ý
- C3.10 Openings in fire-isolated lift shafts ý
- C3.11 Bounding construction: Class 2, 3 and 4 buildings ý
- C3.12 Openings in floors for services ý
- C3.13 Openings in shafts ý
- C3.14 Openings for service installations ý
- C3.15 Installation deemed-to-satisfy ý
- C3.16 Construction joints ý
- C3.17 Columns protected with lightweight construction to achieve an FRL ý

Specifications

- C1.1 Fire-Resisting Construction ý
- C1.8 Structural Tests for Lightweight Construction ý
- C1.9 Fire-resistance of Class 1 and 10 Buildings ý
- C1.10 Early Fire Hazard Indices ý
- C3.4 Fire Doors, Smoke Doors, Fire Windows and Shutters ý
- C3.15 Penetration of Walls, Floors and Ceilings by Services ý

Appendices

NSW

- C1.102 External walls ý

Tas

- C1.101 Non-combustible roofing ý

OBJECTIVE

A building must be so designed and constructed that the following objectives are fulfilled:

Part C1 Fire Resistance and Stability

- (a) ∫ A building must be constructed so that it is protected from fire in any other building.
- (b) ∫ Materials used in the construction must be such that if there is a fire in the building-
 - (i) ∫ the spread of fire and the generation of smoke and toxic gases will be minimised;
 - (ii) ∫ stability will be maintained for a period at least sufficient for the occupants to escape and to ensure the safety of fire-fighters; and
 - (iii) ∫ there will be little risk of collapse onto adjoining property.

Part C2 Compartmentation and Separation

Building compartment size and separating construction must be such that the potential size of a fire and the spread of fire and smoke are limited in order to-

- (a) ∫ protect the occupants of one part of a building from the effects of fire elsewhere in the building.
- (b) ∫ control the spread of fire to adjoining buildings; and
- (c) ∫ facilitate access to the building by fire-fighters.

Part C3 Protection of Openings

Openings must be protected and service penetrations must be fire-stopped to maintain separation and compartmentation.

PART C1 FIRE RESISTANCE AND STABILITY

C1.0 ∫ Application of Part

This Part does not apply to a Class 1 or a Class 10 building except for C1.9 and Specification C1.9, Clause 2.5(e) of Specification C1.1, and Specification C1.8.

C1.1 ∫ Type of construction required

- (a) ∫ The minimum Type of *fire-resisting construction* of a building must be that specified in Table C1.1 and Specification C1.1, except as allowed for-
 - (i) ∫ certain Class 2 or 3 buildings in C1.5; and
 - (ii) ∫ Class 4 parts of buildings in C1.6; and
 - (iii) ∫ *open spectator stands* and indoor sports stadiums in C1.7; and
 - (iv) ∫ *lightweight construction* in C1.8; and
- (b) ∫ Type A construction is the most fire-resistant and Type C the least fire-resistant of the Types of construction.

Table C1.1 TYPE OF CONSTRUCTION REQUIRED		
RISE (in storeys)	CLASS OF BUILDING	
	2, 3, 9	5, 6, 7, 8
4 OR MORE	A	A
3	A	B
2	B	C
1	C	C

C1.2 ý Calculation of rise in storeys

(a) ý The *rise in storeys* is the greatest number of *storeys* at any part of the *external walls* of the building-

(i) ý above the finished ground next to that part; or

(ii) ý if part of the *external wall* is on the boundary of the allotment, above the natural ground level at the relevant part of the boundary.

(b) ý A *storey* is not counted if-

(i) ý it is situated at the top of the building and contains only heating, ventilating or lift equipment, water tanks, or similar service units or equipment; or

(ii) ý it is situated partly below the finished ground and the underside of the ceiling is not more than 1 m above the average finished level of the ground at the *external wall*, or if the *external wall* is more than 12 m long, the average for the 12 m part where the ground is lowest.

(c) ý In a building of Class 7 or 8, a *storey* that has an average internal height of more than 6 m is counted as-

(i) ý one *storey* if it is the only *storey* above the ground; or

(ii) ý 2 *storeys* in any other case.

QLD C1.2(d)

NSW C1.2(d)

C1.3 ý Buildings of multiple classification

In a building of multiple classifications, the Type of construction *required* for the building is the most *fire-resisting* Type resulting from the application of Table C1.1 on the basis that the classification applying to the top *storey* applies to all *storeys*.

C1.4 ý Mixed Types of construction

A building may be of mixed Types of construction where it is separated in accordance with C2.7 and the Type of construction is determined in accordance with C1.1 or C1.3.

C1.5 ý Two storey Class 2 or 3 buildings

A Class 2 or 3 building, or a mixture of these Classes, having a *rise in storeys* of 2, may be of Type C construction if each *sole-occupancy unit* has-

(a) ý access to at least 2 *exits*; or

(b) ý its own direct access to a road or *open space*.

C1.6 ý Class 4 parts of buildings

A Class 4 part of a building requires the same FRL for building elements and the same construction separating the Class 4 part from the remainder of the building as a Class 2 part in similar circumstances.

C1.7 ý Open spectator stands and indoor sports stadiums

- (a) ý An *open spectator stand* or indoor sports stadium may be of Type C construction and need not comply with the other provisions of this Part if it contains not more than 1 tier of seating, is of *non-combustible* construction, and has only changing rooms, sanitary facilities or the like below the tiered seating.
- (b) ý In (a), one tier of seating means numerous rows of tiered seating incorporating cross-overs but within one viewing level.

C1.8 ý Lightweight construction

Lightweight construction-

- (a) ý *Lightweight construction* must comply with Specification C1.8 if it is used in a wall system-
- (i) ý that is *required* to have an FRL; or
 - (ii) ý for a lift *shaft*, stair *shaft* or service *shaft* or an *external wall* bounding a *public corridor* including a non *fire-isolated passageway* or *ramp*, in a spectator stand, sports stadium, cinema or theatre, railway station, bus station or airport terminal.
- (b) ý If *lightweight construction* is used for the *fire-resisting* covering of a steel column or the like, and if-
- (i) ý the covering is not in continuous contact with the column, then the void must be filled solid, to a height of not less than 1.2 m above the floor to prevent indenting; and
 - (ii) ý the column is liable to be damaged from the movement of vehicles, materials or equipment, then the covering must be protected by steel or other suitable material.

C1.9 ý Class 1 and 10 buildings

NSW C1.9

- (a) ý Class 1 buildings must be protected from the spread of fire from-
- (i) ý another building other than an appurtenant Class 10 building; and
 - (ii) ý the allotment boundary.
- (b) ý Class 10a buildings must not significantly increase the risk of spread of fire between Class 2 to 9 buildings.
- (c) ý For Class 1 buildings and Class 10a buildings appurtenant to Class 1 buildings, construction in accordance with Specification C1.9 satisfies (a).

C1.10 ý Early Fire Hazard Indices

- (a) ý Materials and assemblies in any Class 2, 3, 5, 6, 7, 8 or 9 building must resist the spread of fire and limit the generation of smoke to a degree that maintains a tenable environment during evacuation.

(b) \dot{y} Compliance with Specification C1.10 satisfies (a).

C1.11 \dot{y} Performance of external walls in fire

(a) \dot{y} If a building having a *rise in storeys* of not more than 2 has concrete *external walls* that could collapse as complete panels (eg. tilt-up and precast concrete), they must be designed so that in the event of fire the likelihood of outward collapse of the panels is minimised.

VIC C1.11(b)

(b) Compliance with Specification C1.11 satisfies (a). \dot{y}

NSW C1.102

TAS C1.101

PART C2 COMPARTMENTATION AND SEPARATION

C2.1 \dot{y} Application

(a) \dot{y} This Part does not apply to a Class 1 or 10 building; and

(b) \dot{y} Clauses C2.2, C2.3 and C2.4 do not apply to a *public carpark* provided with a *sprinkler system*, an *open-deck carpark* or an *open spectator stand*.

C2.2 \dot{y} General floor area limitations

(a) \dot{y} The size of any *fire compartment* or *atrium* in a Class 5, 6, 7, 8 or 9b building must not exceed the relevant maximum *floor area* nor the relevant maximum volume set out in Table C2.2 and Clause C2.5 except as permitted in C2.3.

(b) \dot{y} A part of a building which contains only heating, ventilating, or lift equipment, water tanks, or similar service units is not counted in the *floor area* or volume of a *fire compartment* or *atrium* if it is situated at the top of the building.

(c) \dot{y} In a building containing an *atrium*, the part of the *atrium well* bounded by the perimeter of the openings in the floors and extending from the level of the first floor above the *atrium* floor to the roof covering is not counted in the volume of the *atrium* for the purposes of this clause.

Table C2.2 MAXIMUM SIZE OF FIRE COMPARTMENTS OR ATRIA \dot{y}

		TYPE OF CONSTRUCTION OF BUILDING		
		Type A	Type B	Type C
CLASS 5 or 9b:	max <i>floor area</i> -	8 000 m ²	5 500 m ²	3 000 m ²
	max volume-	48 000 m ³	33 000 m ³	18 000 m ³
CLASS 6, 7, 8 or 9a (except for <i>patient care areas</i>)	max <i>floor area</i> -	5 000 m ²	3 500 m ²	2 000 m ²
	max volume-	30 000 m ³	21 000 m ³	12 000 m ³

C2.3 \dot{y} Large isolated buildings

The size of a *fire compartment* in a building may exceed that specified in Table C2.2 where-

(a) \dot{y} the building does not exceed 18 000 m² in *floor area* nor exceed 108 000 m³ in volume, if-

SUPERCEDED

- (i) ∫ the building is Class 7 or 8, it contains not more than 2 *storeys* and an *open space* complying with C2.4(a) not less than 18 m wide is provided around the building; or
- (ii) ∫ the building is of any Class and is protected throughout with a *sprinkler system* and perimeter vehicular access complying with C2.4(b) is provided; or
- (b) ∫ the building exceeds 18 000 m² in *floor area* or 108 000 m³ in volume, is protected throughout with a *sprinkler system*, is provided with a perimeter vehicular access complying with C2.4(b) and if-
 - (i) ∫ the ceiling height of the *fire compartment* is not more than 12 m, it has a smoke exhaust system in accordance with Specification E2.2 or *smoke-and-heat vents* in accordance with E2.4; or
 - (ii) ∫ the ceiling height is more than 12 m, it has a smoke exhaust system in accordance with Specification E2.2; or
- (c) ∫ there is more than one building on the allotment-
 - (i) ∫ each building must comply with (a) or (b); or
 - (ii) ∫ if the buildings are closer than 6 m to each other they are regarded as one building and collectively must comply with (a) or (b).

C2.4 ∫ Requirements for open spaces and vehicular access

- (a) ∫ An *open space required* by C2.3 must-
 - (i) ∫ be wholly within the allotment except that any road, river, or public place adjoining the allotment, but not the farthest 6 m of it may be included; and
 - (ii) ∫ include vehicular access in accordance with (b); and
 - (iii) ∫ not be used for the storage or processing of materials; and
 - (iv) ∫ not be built upon, except for guard houses and service structures (such as electricity substations and pump houses) which may encroach upon the width of the space if they do not unduly impede fire-fighting at any part of the perimeter of the allotment or unduly add to the risk of spread of fire to any building on an adjoining allotment.
- (b) ∫ Vehicular access *required* by this Part-
 - (i) ∫ must be capable of providing emergency vehicle access and passage from a public road; and
 - (ii) ∫ must have a minimum unobstructed width of 6 m with no part of its furthest boundary more than 18 m from the building and in no part of the 6 m width be built upon or used for any purpose other than vehicular or pedestrian movement; and
 - (iii) ∫ must provide reasonable pedestrian access from the vehicular access to the building; and
 - (iv) ∫ must be of adequate load bearing capacity and unobstructed height to permit the operation and passage of Fire Brigade vehicles; and
 - (v) ∫ where a public road complies with (i), (ii), (iii) and (iv) may serve as the vehicular access or part thereof.

SUPERCEDED

C2.5 $\dot{\gamma}$ Class 9a buildings

- (a) $\dot{\gamma}$ Class 9a buildings must be provided with established areas of safety from fire and smoke that will-
- (i) $\dot{\gamma}$ prevent the rapid spread of fire and smoke throughout the building; and
 - (ii) $\dot{\gamma}$ allow orderly evacuation of the building in an emergency.
- (b) $\dot{\gamma}$ The requirements of (a) are satisfied by complying with the following:
- (i) *patient care areas* must be divided into *fire compartments* not exceeding 2000 m².
 - (ii) $\dot{\gamma}$ *Ward areas*-
 - (A) $\dot{\gamma}$ where the *floor area* exceeds 1000 m², must be divided into areas not more than 1000 m² by walls with an FRL of not less than 60/60/60; and
 - (B) $\dot{\gamma}$ where the *floor area* exceeds 500 m², must be divided into areas not more than 500 m² by smoke proof walls complying with (iii); and
 - (C) $\dot{\gamma}$ where division of *ward areas* by *fire-resisting* walls under (i) and (ii)(A) is not *required*, any smoke proof walls *required* under (ii)(B) must have an FRL of not less than 60/60/60.
 - (iii) $\dot{\gamma}$ A wall *required* to be smoke-proof must-
 - (A) $\dot{\gamma}$ be *non-combustible* and extend to the underside of the floor above, to the underside of a *non-combustible* roof covering or to the underside of a ceiling having a *resistance to the incipient spread of fire* to the space above itself of not less than 60 minutes; and
 - (B) $\dot{\gamma}$ not incorporate any glazed areas unless the glass is safety glass as defined in AS 1288; and
 - (C) $\dot{\gamma}$ only have doorways which are fitted with smoke doors complying with Specification C3.4; and
 - (D) $\dot{\gamma}$ not incorporate any penetrations unless the openings around the penetration are adequately stopped to prevent the free passage of smoke; and
 - (E) $\dot{\gamma}$ incorporate smoke dampers where air-handling ducts penetrate the wall, except where the air-handling system forms part of a smoke control system or is *required* to continue operating during a fire.
 - (iv) $\dot{\gamma}$ *Fire compartments* must be separated from the remainder of the building by *fire walls* and-
 - (A) $\dot{\gamma}$ in Type A construction - floors and roof or ceiling as *required* in Specification C1.1; and
 - (B) $\dot{\gamma}$ in Type B construction - floors with an FRL of not less than 120/120/120 and with the openings in *external walls* bounding *patient care areas* being vertically separated in accordance with the requirements of C2.6 as if the building were of Type A construction.
 - (v) $\dot{\gamma}$ A door *required* to be smoke proof or have an FRL, other than one that serves a *fire compartment* provided with a zone smoke control system in accordance with AS 1668.1, must provide a smoke reservoir by not extending within 400 mm of the underside of-
 - (A) $\dot{\gamma}$ a roof covering; or
 - (B) $\dot{\gamma}$ the floor above; or

SUPERCEDED

- (C) an imperforate false ceiling that will prevent the free passage of smoke.
- (vi) √ The following ancillary use areas located within a *patient care area* must be separated from the *patient care area* by walls with an FRL of not less than 60/60/60 and extend to a *non-combustible* roof covering, the floor above or a ceiling with a *resistance to the incipient spread of fire*, the doorway being protected with fire doors having an FRL of not less than - /60/30 :
 - (A) √ A kitchen and related food preparation areas having a combined *floor area* of more than 30 m².
 - (B) A room containing a hyperbaric facility (pressure chamber).
 - (C) A room used predominantly for the storage of medical records having a *floor area* of more than 10 m².
 - (D) √ A laundry, where items of equipment are of the type that are potential fire sources (eg gas fire dryers).

C2.6 √ Vertical separation of openings in external walls

If in a building (other than an *open-deck carpark* or an *open spectator stand*) which is *required* to be of Type A construction and does not have a *sprinkler system*, any part of a *window* or other opening in an *external wall*, (except openings within the same stairway)-

- (i) √ is above another opening in the *storey* next below; and
- (ii) √ its vertical projection falls no further than 450 mm outside the lower opening (measured horizontally),

the openings must be separated by-

- (a) √ a spandrel which-
 - (i) √ is not less than 900 mm in height; and
 - (ii) √ extends not less than 600 mm above the upper surface of the intervening floor; and
 - (iii) √ is of *non-combustible* material having an FRL not less than 60/60/60; or
- (b) √ part of a *curtain wall* or *panel wall* that complies with (a); or
- (c) √ construction that complies with (a) behind a *curtain wall* or *panel wall* and has any gaps packed with a *non-combustible* material that will withstand thermal expansion and structural movement of the walling without loss of seal against fire and smoke; or
- (d) √ a slab or other horizontal construction that-
 - (i) √ projects outwards from the external face of the wall not less than 1100 mm; and
 - (ii) √ extends along the wall not less than 450 mm beyond the openings concerned; and
 - (iii) √ is *non-combustible* and has an FRL of not less than 60/60/60; or
- (e) √ other construction which is as equally effective as (a), (b), (c) or (d).

C2.7 *ŷ* **Separation by fire walls**

A part of a building separated from the remainder of the building by a *fire wall* is treated as a separate building for the purposes of Sections C, D and E if-

- (a) *ŷ* the *fire wall*-
 - (i) *ŷ* extends through all *storeys* and spaces in the nature of *storeys* that are common to that part and any adjoining part of the building; and
 - (ii) *ŷ* is carried through to the underside of the roof covering; and
 - (iii) *ŷ* has the relevant FRL prescribed by Specification C1.1 for each of the adjoining parts, and if these are different, the greater FRL; and
- (b) *ŷ* any openings in a *fire wall* comply with Part C3; and
- (c) *ŷ* except for roof battens with dimensions of 75 mm x 50 mm or less, timber or other *combustible* building elements do not pass through or cross the *fire wall*; and
- (d) *ŷ* where the roof of one of the adjoining parts is lower than the roof of the other part, the *fire wall* extends to the underside of-
 - (i) *ŷ* the covering of the higher roof, or not less than 6 m above the covering of the lower roof; or
 - (ii) *ŷ* the lower roof if it has an FRL not less than that of the *fire wall* and no openings closer than 3 m to any wall above the lower roof; or
 - (iii) *ŷ* the lower roof if its covering is *non-combustible* and the lower part has a *sprinkler system*,
 or the design of the building must otherwise restrict the spread of fire from the lower part to the higher part.

C2.8 *ŷ* **Separation of classifications in the same storey**

If a building has parts of different classifications located alongside one another in the same *storey*-

- (a) *ŷ* each building element in that *storey* must have the higher FRL prescribed in Specification C1.1 for that element for the classifications concerned; or
- (b) *ŷ* the parts must be separated in that *storey* by a *fire wall* with whichever is the greater of-
 - (i) *ŷ* an FRL of 90/90/90 if the parts are served in any *storey* by the same *public corridor*, public hallway, or the like; or
 - (ii) *ŷ* the higher FRL prescribed in Specification C1.1 for the classifications concerned.

C2.9 *ŷ* **Separation of classifications in different storeys**

If parts of different classification are situated one above the other in adjoining *storeys* they must be separated as follows:

- (a) *ŷ* Type A construction - The floor between the adjoining parts must have an FRL not less than that prescribed in Specification C1.1 for the classification of the lower *storey*.
- (b) *ŷ* Type B or C construction (applicable only if one of the adjoining parts is of Class 2, 3 or 4) - The underside of the floor (including the sides and underside of any floor beams) must have a *fire-protective covering*.

C2.10 **Separation of lift shafts**

Lifts connecting more than 2 *storeys*, or more than 3 *storeys* if the building is sprinklered, (other than lifts which are wholly within an *atrium*) must be separated from the remainder of the building by enclosure in a *shaft* in which-

- (a) in a building *required* to be of Type A construction - the walls have the relevant FRL prescribed by Specification C1.1;
- (b) in a building *required* to be of Type B construction- the walls are-
 - (i) in accordance with (a) if the *shaft* is *loadbearing*; or
 - (ii) of *non-combustible* construction if the *shaft* is *non-loadbearing*; and
- (c) openings for lift landing doors and services are protected in accordance with Part C3.

C2.11 **Stairways and lifts in one shaft**

A stairway and lift must not be in the same *shaft* if either the stairway or the lift is *required* to be in a *fire-resisting shaft*.

C2.12 **Separation of equipment**

- (a) Equipment other than that described in (b) and (c) must be suitably separated from the remainder of the building if that equipment comprises-
 - (i) lift motors and lift control panels, except that the separating construction between the lift shaft and the lift motor room need only be 120/ - / - ; or
 - (ii) emergency generators or central smoke control plant; or
 - (iii) boilers; or
 - (iv) batteries .
- (b) Isolation of equipment need not comply with (a) if the equipment comprises-
 - (i) smoke control exhaust fans located in the air stream which are constructed for high temperature operation in accordance with Specification E2.2; or
 - (ii) stair pressurising equipment installed in compliance with the relevant provisions of AS 1668.1; or
 - (iii) equipment otherwise adequately separated from the remainder of the building.
- (c) Separation of on-site fire pumps must comply with the requirements of E1.3.
- (d) Separating construction satisfies (a) if-
 - (i) it has an FRL as *required* by Specification C1.1, but not less than 120/120/120; and
 - (ii) any doorway in that construction is protected with a *self-closing* fire door having an FRL of not less than - /120/ 30.

C2.13 **Electricity substations**

- (a) If an electricity substation is situated within a building it must be suitably protected to minimise the risk of fire spreading to or from it.
- (b) If the main switchboard is located within the building and sustains emergency equipment operating in the emergency mode, it must be suitably protected from a fire within the building.

SUPERCEDED

- (c) ý Electrical conductors located within the building must be suitably protected from a fire within the building if they supply any of the following:
 - (i) ý A main switchboard covered by (b).
 - (ii) ý A substation located within the building which supplies a main switchboard covered by (b).
- (d) ý An electricity substation located within a building satisfies (a) if-
 - (i) ý it is separated from any other part of the building by construction having an FRL of not less than 120/120/120; and
 - (ii) ý any doorway in that construction is protected with a *self-closing* fire door having an FRL of not less than - /120/30.
- (e) ý A main switchboard located within the building which sustains emergency equipment operating in the emergency mode satisfies (b) if-
 - (i) ý the switchboard is separated from any other part of the building by construction having an FRL of not less than 120/120/120; and
 - (ii) ý any doorway in that construction is protected with a *self-closing* fire door having an FRL of not less than - /120/30.
- (f) ý Electrical conductors satisfy (c) if they-
 - (i) ý have a classification of not less than WS53W in accordance with AS 3013; or
 - (ii) ý are enclosed or otherwise protected by construction having an FRL of not less than 120/120/120.

PART C3 PROTECTION OF OPENINGS

C3.1 ý Application of Part

- (a) ý This Part does not apply to-
 - (i) ý Class 1 or Class 10 buildings; or
 - (ii) ý control joints, weep holes and the like in *external walls* of masonry construction and joints between panels in *external walls* of pre-cast concrete panel construction if, in all cases they are not larger than necessary for the purpose; or
 - (iii) ý *non-combustible* ventilators for sub-floor or cavity ventilation, if each does not exceed 45 000 mm² in face area and is spaced not less than 2 m from any other ventilator in the same wall.
- (b) ý Openings in building elements *required* to be *fire-resisting* include doorways, *windows* (including any associated fanlight), infill panels and fixed or openable glazed areas that do not have the *required* FRL.

C3.2 ý Protection of openings in external walls

Openings in an *external wall* that is *required* to have an FRL must-

NSW C3.2(a)

- (a) ý be not less from a *fire-source feature* to which it is exposed than-
 - (i) 1 m in a building with a *rise in storeys* of not more than 1; or
 - (ii) 1.5 m in a building with a *rise in storeys* of more than 1; and
- (b) if situated less from a *fire-source feature* to which it is exposed than-

SUPERCEDED

- (i) ý 3 m from a side or rear boundary of the allotment; or
 - (ii) ý 6 m from the far boundary of a road adjoining the allotment, if not located in a *storey* at or near ground level; or
 - (iii) ý 6 m from another building on the allotment that is not Class 10, be protected in accordance with C3.4 and if wall-wetting sprinklers are used, they are located externally.
- (c) ý if *required* to be protected under (b), not occupy more than 1/3 of the area of the *external wall* of the storey in which it is located unless they are in a Class 9b building used as an *open spectator stand*.

C3.3 ý Separation of openings in different fire compartments

Unless they are protected in accordance with C3.4, the distance between openings in *external walls* in *fire compartments* separated by a *fire wall* must not be less than that set out in Table C3.3.

Table C3.3 DISTANCE BETWEEN OPENINGS IN DIFFERENT FIRE COMPARTMENTS

ANGLE BETWEEN WALLS ý	MIN. DISTANCE BETWEEN OPENINGS
0° (walls opposite)	6 m
more than 0° to 45°	5 m
more than 45° to 90°	4 m
more than 90° to 135°	3 m
more than 135° to less than 180°	2 m
180° or more	Nil

C3.4 ý Acceptable methods of protection

- (a) ý Where protection is *required*, doorways, *windows* and other openings must be protected as follows:
- (i) ý Doorways - internal or *external wall-wetting* sprinklers as appropriate or - /60/30 fire doors (*self-closing* or *automatic* closing).
 - (ii) ý *Windows* - internal or *external wall-wetting* sprinklers as appropriate, - /60/- fire *windows* (*automatic* or permanently fixed in the closed position) or - /60/- *automatic* fire shutters.
 - (iii) ý Other openings - internal or *external wall-wetting* sprinklers as appropriate or construction having an FRL not less than - /60/-.
- (b) ý Fire doors, fire *windows* and fire shutters satisfy (a) if they comply with Specification C3.4.

C3.5 ý Doorways in fire walls

- (a) ý The aggregate width of openings for doorways in a *fire wall*, which are not part of a *horizontal exit*, must not exceed 1/2 of the length of the *fire wall*, and each doorway must be protected by-
- (i) ý 2 fire doors or fire shutters, one on each side of the doorway, each of which has an FRL of not less than 1/2 that *required* by Specification C1.1 for the *fire wall* except that each door or shutter must have an *insulation* level of at least 30; or

SUPERCEDED

- (ii) ý a fire door on one side and a fire shutter on the other side of the doorway, each of which complies with (i); or
 - (iii) ý a single fire door or fire shutter which has an FRL of not less than that *required* by Specification C1.1 for the *fire wall* except that each door or shutter must have an *insulation* level of at least 30.
- (b) ý (i) A fire door or fire shutter required by (a)(i), (a)(ii) or (a)(iii) must be *self-closing*, or *automatic* closing in accordance with (ii) and (iii).
- (ii) ý The *automatic* closing operation must be initiated by the activation of a smoke detector, or a heat detector if smoke detectors are unsuitable in the atmosphere, installed in accordance with the relevant provisions of AS 1670 and located on each side of the *fire wall* not more than 1.5 m horizontal distance from the opening.
 - (iii) ý Where any other *required* suitable fire alarm system, including a *sprinkler system*, is installed in the building, activation of the system in either *fire compartment* separated by the *fire wall* must also initiate the *automatic* closing operation.

C3.6 ý Sliding fire doors

- (a) ý If a doorway in a *fire wall* is fitted with a sliding fire door which is open when the building is in use-
- (i) ý it must be held open with an electromagnetic device, which when de-activated in accordance with (b), allows the door to be fully closed not less than 20 seconds, and not more than 30 seconds, after release; and
 - (ii) ý in the event of power failure to the door - the door must fail safe in the closed position in accordance with (i); and
 - (iii) ý an audible warning device must be located near the doorway and a red flashing warning light of a suitable intensity on each side of the doorway must be activated in accordance with (b); and
 - (iv) ý signs must be installed on each side of the doorway located directly over the opening stating-

WARNING- SLIDING FIRE DOOR

in capital letters not less than 50 mm high in a colour contrasting with the background.

- (b) ý (i) The electromagnetic device must be de-activated and the warning system activated by heat or smoke detectors, as appropriate, installed in accordance with AS 1905.1 and the relevant provisions of AS 1670.
- (ii) ý Where any other *required* suitable fire alarm system, including a *sprinkler system*, is installed in the building, activation in either *fire compartment* separated by the *fire wall* must also de-activate the electromagnetic device and activate the warning system.

C3.7 ý Protection of doorways in horizontal exits

- (a) ý A doorway that is part of a *horizontal exit* must be protected by either-
- (i) ý a single fire door that has an FRL of not less than that *required* by Specification C1.1 for the *fire wall* except that the door must have an *insulation* level of at least 30; or

SUPERCEDED

SUPERCEDED

- (ii) ý in a Class 7 or 8 building - 2 fire doors, one on each side of the doorway, each with an FRL of not less than 1/2 that *required* by Specification C1.1 for the *fire wall* except that each door must have an *insulation* level of at least 30.
- (b) ý (i) Each door *required* by (a) must be *self-closing*, or *automatic-closing* in accordance with (ii) and (iii).
 - (ii) ý The *automatic-closing* operation must be initiated by the activation of a smoke detector, or a heat detector if smoke detectors are unsuitable in the atmosphere, installed in accordance with the relevant provisions of AS 1670 and located on each side of the fire wall not more than 1.5 m horizontal distance from the opening.
 - (iii) ý Where any other *required* suitable fire alarm system, including a *sprinkler system*, is installed in the building, activation of the system in either *fire compartment* separated by the *fire wall* must also initiate the *automatic-closing* operation.

C3.8 ý Openings in fire-isolated exits

- (a) ý (i) Doorways that open to *fire-isolated stairways*, *fire-isolated passageways* or *fire-isolated ramps*, and are not doorways opening to a road or *open space*, must be protected by - /60/30 fire doors that are *self-closing*, or *automatic-closing* in accordance with (ii) and (iii).
 - (ii) ý The *automatic* closing operation must be initiated by the activation of a smoke detector, or a heat detector if smoke detectors are unsuitable in the atmosphere, installed in accordance with the relevant provisions of AS 1670 and located not more than 1.5 m horizontal distance from the approach side of the opening.
 - (iii) ý Where any other *required* suitable fire alarm system, including a *sprinkler system*, is installed in the building, activation of the system must also initiate the *automatic-closing* operation.
- (b) ý A window in an *external wall* of a *fire-isolated stairway*, *fire-isolated passageway* or *fire-isolated ramp* must be protected in accordance with C3.4 if it is within 6 m of, and exposed to-
 - (i) ý a *fire-source feature*; or
 - (ii) ý a *window* or other opening in a wall of the same building, other than in the same fire-isolated enclosure.

C3.9 ý Service penetrations in fire-isolated exits

Fire-isolated *exits* must not be penetrated by any services other than-

- (a) ý electrical wiring associated with a lighting or pressurisation system serving the *exit* or an intercommunication system in accordance with D2.22; or
- (b) ý ducting associated with the pressurisation system if it-
 - (i) ý is constructed of material having an FRL of not less than 120/120/60 where it passes through any other part of the building; and
 - (ii) ý does not open into any other part of the building; or
- (c) ý water supply pipes for fire services.

SUPERCEDED

C3.10 *ÿ* **Openings in fire-isolated lift shafts**

- (a) *ÿ* Doorways - If a lift *shaft* is *required* to be fire-isolated under Part C2, an entrance doorway to that *shaft* must be protected by - /60/- fire doors that-
- (i) *ÿ* comply with AS 1735.11; and
 - (ii) *ÿ* are set to remain closed except when discharging or receiving *ÿ* passengers, goods or vehicles. *ÿ*
- (b) *ÿ* Lift indicator panels - A lift call panel, indicator panel or other panel in the wall of a fire-isolated lift *shaft* must be backed by construction having an FRL of not less than - /60/60 if it exceeds 35 000 mm² in area.

C3.11 *ÿ* **Bounding construction: Class 2, 3 and 4 buildings**

- (a) *ÿ* A doorway in a Class 2 or 3 building must be protected if it provides access from a *sole-occupancy unit* to-
- (i) *ÿ* a *public corridor*, public hallway, or the like; or
 - (ii) *ÿ* a room not within a *sole-occupancy unit*; or
 - (iii) *ÿ* the landing of an internal non-*fire-isolated stairway* that serves as a *required exit*; or
 - (iv) *ÿ* another *sole-occupancy unit*.
- (b) *ÿ* A doorway in a Class 2 or 3 building must be protected if it provides access from a room not within a *sole-occupancy unit* to-
- (i) *ÿ* a *public corridor*, public hallway, or the like; or
 - (ii) *ÿ* the landing of an internal non-*fire-isolated stairway* that serves as a *required exit*.
- (c) *ÿ* A doorway in a Class 4 part must be protected if it provides access to any other internal part of the building.
- (d) *ÿ* Protection for a doorway must be at least-
- (i) *ÿ* in a building of Type A construction - a *self-closing* - /60/30 fire door; and
 - (ii) *ÿ* in a building of Type B or C construction - a *self-closing*, tight fitting, solid core door, not less than 35 mm thick.
- (e) *ÿ* Other openings in *internal walls* which are *required* to have an FRL with respect to *integrity* and *insulation* must not reduce the *fire-resisting* performance of the wall.
- (f) *ÿ* (i) A door *required* by (d) may be *automatic-closing* in accordance with (ii) and (iii).
- (ii) *ÿ* The *automatic-closing* operation must be initiated by the activation of a smoke detector, or a heat detector if smoke detectors are unsuitable in the atmosphere, installed in accordance with the relevant provisions of AS 1670 and located not more than 1.5 m horizontal distance from the approach side of the opening.
 - (iii) *ÿ* Where any other *required* suitable fire alarm system, including a *sprinkler system*, is installed in the building, activation of the system must also initiate the *automatic-* closing operation.
- (g) In a Class 2 or 3 building where a path of travel to an *exit* does not provide a person seeking egress with a choice of travel in different directions to

alternative *exits* and is along an open balcony, landing or the like and passes an *external wall* of-

- (i) *ý* another *sole-occupancy unit* ; or
- (ii) *ý* a room not within a *sole-occupancy unit*,

then that *external wall* must be constructed to provide suitable protection to that person seeking egress.

(h) *ý* A wall satisfies (g) if it is-

- (i) *ý* constructed of concrete or masonry, or is lined internally with a *fire protective covering*; and
- (ii) *ý* has any doorway fitted with a *self-closing*, tight-fitting solid core door not less than 35 mm thick; and
- (iii) *ý* has any *windows* or other openings protected in accordance with C3.4 or located at least 1.5 m above the floor of the balcony, landing or the like.

NSW C3.11(i)

C3.12 *ý* Openings in floors for services

In a building of Type A construction, services passing through a floor must either be installed in *shafts* complying with Specification C1.1 or protected in accordance with C3.14.

C3.13 *ý* Openings in shafts

In a building of Type A construction, an opening in a wall providing access to a ventilating, pipe, garbage or other service *shaft* must be protected by-

- (a) *ý* if it is in a *sanitary compartment* - a door or panel which, together with its frame, is *non-combustible* or has an FRL of not less than - /30/30; or
- (b) *ý* a *self-closing* - /60/30 fire door or hopper; or
- (c) *ý* an access panel having an FRL of not less than - /60/30; or
- (d) *ý* if the *shaft* is a garbage *shaft* - a door or hopper of *non-combustible* construction.

C3.14 *ý* Openings for service installations

An electrical, electronic, plumbing, mechanical ventilation, air-conditioning or other service that penetrates a building element (other than an *external wall* or roof) that is *required* to have an FRL for a *resistance to the incipient spread of fire*, must be installed so that the *fire-resisting* performance of the building element is not impaired.

C3.15 *ý* Installation deemed-to-satisfy

An installation satisfies C3.14 if-

- (a) *ý* the method and materials used are identical with a prototype assembly of the service and building element which has been tested in accordance with AS 4072.1 and AS 1530.4 and has achieved the *required* FRL or *resistance to the incipient spread of fire*; or
- (b) *ý* it complies with (a) except for the *insulation* criteria relating to the service and-

SUPERCEDED

- (i) ý the service is protected so that *combustible* material cannot be located within 100 mm of it; and
- (ii) ý it is not located in a *required exit*; or
- (c) ý in the case of ventilating or air-conditioning ducts or equipment the installation is in accordance with AS 1668.1; or
- (d) ý the service is a metal pipe installed in accordance with Specification C3.15 and it-
 - (i) ý penetrates a wall, floor or ceiling, but not a ceiling *required* to have a *resistance to the incipient spread of fire*; and
 - (ii) ý connects not more than 2 *fire compartments* in addition to any *fire-resisting service shafts*; and
 - (iii) ý does not contain a flammable or *combustible* liquid or gas; or
- (e) ý the service is sanitary plumbing installed in accordance with Specification C3.15 and it-
 - (i) ý is of metal or UPVC pipe; and
 - (ii) ý penetrates the floors of a Class 5, 6, 7, 8 or 9b building; and
 - (iii) ý is in *sanitary compartments* which are separated from other parts of the building by walls with the FRL *required* by Specification C1.1 for a stair *shaft* in the building and a *self-closing - /60/30* fire door; or
- (f) ý the service is a wire or cable, or a cluster of wires or cables installed in accordance with Specification C3.15 and it-
 - (i) ý penetrates a wall, floor or ceiling, but not a ceiling *required* to have a *resistance to the incipient spread of fire*; and
 - (ii) ý connects not more than 2 *fire compartments* in addition to any *fire-resisting service shafts*; or
- (g) ý the service is an electrical switch, outlet, or the like, and it is installed in accordance with Specification C3.15.

C3.16 ý Construction joints

- (a) ý Construction joints, spaces and the like in and between building elements *required* to be *fire-resisting* with respect to integrity and insulation must be suitably protected to maintain the *fire-resisting* performance of the element concerned.
- (b) ý Joints and spaces sealed with materials in a manner identical with a prototype tested in accordance with AS 1530.4 to achieve the *required* FRL satisfies (a).

C3.17 ý Columns protected with lightweight construction to achieve an FRL

- (a) ý A column protected by *lightweight construction* to achieve an FRL which passes through a building element that is *required* to have an FRL or a *resistance to the incipient spread of fire*, must be installed so that the *fire-resisting* performance of the building element is not impaired.
- (b) ý The method and materials identical with a prototype assembly of the construction which has achieved the *required* FRL or *resistance to the incipient spread of fire* satisfies (a).

SUPERCEDED

SPECIFICATION C1.1 FIRE-RESISTING CONSTRUCTION

1. SCOPE

This Specification contains requirements for the *fire-resisting construction* of building elements.

2. GENERAL REQUIREMENTS

2.1 Exposure to fire-source features

- (a) A part of a building element is exposed to a *fire-source feature* if any of the horizontal straight lines between that part and the *fire-source feature*, or vertical projection of the feature, is not obstructed by another part of the building that-
- (i) has an FRL of not less than 30/-/-; and
 - (ii) is neither transparent nor translucent.
- (b) A part of a building element is not exposed to a *fire-source feature* if the *fire-source feature* is-
- (i) an *external wall* of another building that stands on the allotment and the part concerned is more than 15 m above the highest part of that *external wall*; or
 - (ii) a side or rear boundary of the allotment and the part concerned is below the level of the finished ground at every relevant part of the boundary concerned.
- (c) If various distances apply for different parts of a building element-
- (i) the entire element must have the FRL applicable to that part having the least distance between itself and the relevant *fire-source feature*; or
 - (ii) each part of the element must have the FRL applicable according to its individual distance from the relevant *fire-source feature*,
- but this provision does not override or permit any exemption from Clause 2.2.

2.2 Fire protection for a support of another part

QLD Spec C1.1 2.2

VIC Spec C1.1 2.2

A part of a building *required* to have an FRL, other than an *external wall* complying with Clause 5.1(b) or C1.11, depends upon direct vertical or lateral support from another part to maintain its FRL, that supporting part must-

- (a) have an FRL in respect of *structural adequacy* that is the greater of-
 - (i) that *required* for the part it supports; or
 - (ii) that *required* for the part itself; and
- (b) be *non-combustible* if the part it supports is *required* to be *non-combustible*.

2.3 Lintels

A lintel must have the FRL *required* for the part of the building in which it is situated, unless it does not contribute to the support of a fire door, fire *window* or fire shutter, and-

- (a) it spans an opening in-

SUPERCEDED

- (i) ý a wall of a building containing only one *storey*; or
 - (ii) ý a non-*loadbearing* wall of a Class 2 or 3 building; or
- (b) ý it spans an opening in masonry which is not more than 150 mm thick and-
- (i) ý not more than 3 m wide if the masonry is non-*loadbearing*; or
 - (ii) ý not more than 1.8 m wide if the masonry is *loadbearing* and part of a solid wall or one of the leaves of a cavity wall.

2.4 Attachments not to impair fire-resistance

- (a) ý A *combustible* material may be used as a finish or lining to a wall or roof, or in a sign, sunscreen or blind, awning, or other attachment to a building element which has the *required* FRL if-
- (i) ý the material is exempted under Clause 7 of Specification C1.10 or complies with the Early Fire Hazard Indices prescribed in Clause 2 of Specification C1.10; and
 - (ii) ý it is not located near or directly above a *required exit* so as to make the *exit* unusable in a fire; and
 - (iii) ý it does not otherwise constitute an undue risk of fire spread via the facade of the building.
- (b) ý The attachment of a facing or finish, or the installation of ducting or any other service, to a part of a building *required* to have an FRL must not impair the *required* FRL of that part.

2.5 General concessions

[WA Spec C1.1 2.5(a)]

- (a) ý **Steel columns** - A steel column, other than one in a *fire wall* or *common wall*, need not have an FRL in a building that contains-
- (i) ý only 1 *storey* ; or
 - (ii) ý 2 *storeys* in some of its parts and 1 *storey* only in its remaining parts if the sum of the *floor areas* of the upper *storeys* of its 2 *storey* parts does not exceed the lesser of-
 - (A) ý 1/8 of the sum of the *floor areas* of the 1 *storey* parts; or
 - (B) ý in the case of a building to which one of the maximum *floor areas* specified in Table C2.2 is applicable - 1/10 of that area; or
 - (C) ý in the case of a building to which two or more of the maximum *floor areas* specified in Table C2.2 is applicable - 1/10 of the lesser or those areas,.
- (b) ý **Timber columns** - a timber column may be used in a single *storey* building if:
- (i) ý in a *fire wall* or common wall the column has an FRL not less than that listed in the appropriate Table 3, 4 or 5; and
 - (ii) ý in any other case where the column is *required* to have an FRL in accordance with Table 3, 4 or 5, it has an FRL of not less than 30/-/-.
- (c) ý **Structures on roofs** - A *non-combustible* structure situated on a roof need not comply with the other provisions of this Specification if it only contains one or more of the following:
- (i) ý Hot water or other water tanks.
 - (ii) ý Ventilating ductwork, ventilating fans and their motors.

SUPERCEDED

SUPERCEDED

- (iii) ∫ Air-conditioning chillers.
 - (iv) ∫ *Window* cleaning equipment.
 - (v) ∫ Lift equipment.
 - (vi) ∫ Other service units that are *non-combustible* and do not contain *combustible* liquids or gases.
- (d) ∫ **Curtain walls and panel walls** - A requirement for an *external wall* to have an FRL does not apply to a *curtain wall* or *panel wall* which is of *non-combustible* construction and fully protected by *automatic external wall-wetting* sprinklers.
- (e) ∫ **Non-combustible materials** - the following materials, though *combustible* or containing *combustible* fibres, may be used wherever a *non-combustible* material is *required*:
- (i) ∫ plasterboard;
 - (ii) ∫ perforated gypsum lath with a normal paper finish;
 - (iii) ∫ fibrous-plaster sheet conforming to AS 2185 Specification for Fibrous Plaster Products;
 - (iv) ∫ fibre-reinforced cement sheeting.
 - (v) ∫ pre-finished metal sheeting having a *combustible* surface finish not exceeding 1 mm thickness and where the *Spread-of-Flame Index* of the product is not greater than 0.
 - (vi) ∫ bonded laminated materials where-
 - (A) ∫ each laminate is *non-combustible*; and
 - (B) ∫ each adhesive layer does not exceed 1 mm in thickness; and
 - (C) ∫ the total thickness of adhesive layers does not exceed 2 mm; and
 - (D) ∫ the *Spread-of-Flame Index* and the *Smoke-Developed Index* of the laminated material as a whole does not exceed 0 and 3 respectively.
- (f) ∫ **Balconies and verandahs** - A balcony, verandah or the like and any incorporated supporting part, which is attached to or forms part of a building, need not comply with Tables 3, 4 and 5 if-
- (i) ∫ it does not form part of the only path of travel to a *required* exit from the building; and
 - (ii) ∫ in Type A construction-
 - (A) ∫ it is situated not more than 2 *storeys* above the lowest *storey* providing direct egress to a road or *open space*; and
 - (B) ∫ any supporting columns are of *non-combustible* construction.

2.6 Mezzanine floors: Concession

- (a) ∫ This clause does not apply to a Class 9b building that is a spectator stand or audience viewing area accommodating more than 100 persons as calculated according to D1.13.
- (b) ∫ A *mezzanine* and its supports need not have an FRL or be *non-combustible* provided-
 - (i) ∫ the total *floor area* of all the *mezzanines* in the same room does not exceed 1/3 the *floor area* of the room or 200 m², whichever is the lesser; and

SUPERCEDED

- (ii) \dot{y} the FRL of each wall and column that supports any other part of the building within 6 m of the *mezzanine* is increased by the amount listed in Table 2.6.

Table 2.6 INCREASED FRLs - CONSTRUCTION SURROUNDING MEZZANINES

LEVEL OTHERWISE REQUIRED FOR ANY FRL CRITERION (mins)	INCREASE IN LEVEL TO (not less than):
30	60
60	90
90	120
120	180
180	240

The increase in level applies to each FRL criterion (*structural adequacy, integrity or insulation*) relevant to the building element concerned.

2.7 Enclosure of shafts

Shafts required to have an FRL must be enclosed at the top and bottom by construction having an FRL not less than that *required* for the walls of a non-loadbearing shaft in the same building, except that these provisions need not apply to-

- (a) \dot{y} the top of a *shaft* extending beyond the roof covering, other than one enclosing a *fire-isolated stairway or ramp*; or
- (b) \dot{y} the bottom of a *shaft* if it is *non-combustible* and laid directly on the ground.

2.8 Carparks in Class 2 and 3 buildings

- (a) \dot{y} If a Class 2 building contains not more than 4 *storeys* of which-
- (i) \dot{y} one *storey* is Class 7 used solely for the purpose of parking motor vehicles or for some other purpose that is ancillary to a Class 2; and
- (ii) \dot{y} the remaining *storeys* are of Class 2,
the carpark *storey* is regarded as Class 2 only for the purpose of determining the relevant *fire-resisting* requirements of this Specification.
- (b) \dot{y} If a Class 3 building contains not more than 3 *storeys* of which-
- (i) \dot{y} one *storey* is Class 7 used solely for the purpose of parking motor vehicles or for some other purpose that is ancillary to a Class 3; and
- (ii) \dot{y} the remaining *storeys* are of Class 3,
the carpark *storey* is regarded as Class 3 only for the purpose of determining the relevant *fire-resisting* requirements of this Specification.

3. \dot{y} TYPE A FIRE-RESISTING CONSTRUCTION

3.1 Fire-resistance of building elements

In a building *required* to be of Type A construction-

- (a) \dot{y} each building element listed in Table 3 and any beam or column incorporated in it, must have an FRL not less than that listed in the Table for the particular Class of building concerned; and
- (b) \dot{y} *external walls*, common walls and the flooring and floor framing of lift pits must be *non-combustible*; and

SUPERCEDED

- (c) \dot{y} any *internal wall required* to have an FRL must extend to-
- (i) \dot{y} the underside of the floor next above; or
 - (ii) \dot{y} the underside of a roof complying with Table 3; or
 - (iii) \dot{y} if under Clause 3.5 the roof is not *required* to comply with Table 3, the underside of the *non-combustible* roof covering and, except for roof battens with dimensions of 75 mm x 50 mm or less, must not be crossed by timber or other combustible building elements; or
 - (iii) \dot{y} a ceiling that is immediately below the roof and has a *resistance to the incipient spread of fire* to the roof space between the ceiling and the roof of not less than 60 minutes; and
- (d) \dot{y} a *loadbearing internal wall* and a *loadbearing fire wall* (including those that are part of a *loadbearing shaft*) must be of concrete or masonry; and
- (e) \dot{y} a *non-loadbearing-*
- (i) \dot{y} *internal wall required to be fire-resisting*; and
 - (ii) \dot{y} lift, ventilating, pipe, garbage, or similar *shaft* that is not for the discharge of hot products of combustion, \dot{y} must be of *non-combustible* construction; and \dot{y}
- (f) \dot{y} the FRLs specified in Table 3 for an external column apply also to those parts of an internal column that face and are within 1.5 m of a *window* and are exposed through that *window* to a *fire-source feature*.

Table 3 TYPE A CONSTRUCTION: FRL OF BUILDING ELEMENTS \dot{y}

BUILDING ELEMENT	FRL: (in minutes)			
	Structural adequacy / Integrity / Insulation			
	CLASS OF BUILDING			
	2, 3 or 4 part	5 or 9	6 \dot{y}	7 or 8
EXTERNAL WALL (including any column and other building element incorporated therein) or other external building element, where the distance from any <i>fire-source feature</i> to which it is exposed is -				
For <i>loadbearing</i> parts-				
less than 1.5 m	90/ 90/ 90	120/120/120	180/180/180	240/240/240
1.5 to less than 3 m	90/ 60/ 60	120/ 90/ 90	180/180/120	240/240/180
3 or more	90/ 60/ 30	120/ 60/ 30	180/120/ 90	240/180/ 90
For <i>non-loadbearing</i> parts-				
less than 1.5 m	- / 90/ 90	- /120/120	- / 180/180	- /240/240
1.5 to less than 3 m	- / 60/ 60	- / 90/ 90	- / 180/120	- /240/180
3 m or more	- / - / -	- / - / -	- / - / -	- / - / -
EXTERNAL COLUMN not incorporated in an <i>external wall</i> , where the distance from any <i>fire-source feature</i> to which it is exposed is -				
less than 3 m	90/ - / -	120/ - / -	180/ - / -	240/ - / -
3 m or more	- / - / -	- / - / -	- / - / -	- / - / -
COMMON WALLS and FIRE WALLS -				
	90/ 90/ 90	120/120/120	180/180/180	240/240/240
INTERNAL WALLS-				
<i>Fire-resisting</i> lift and stair <i>shafts-</i>				
<i>Loadbearing</i>	90/ 90/ 90	120/120/120	180/120/120	240/120/120
<i>Non-loadbearing</i>	- / 90/ 90	- /120/120	- /120/120	- /120/120
Bounding <i>public corridors</i> , public hallways and the like-				

SUPERCEDED

<i>Loadbearing</i>	90/ 90/ 90	120/ - / -	180/ - / -	240/ - / -
<i>Non-loadbearing</i>	- / 60/ 60	- / - / -	- / - / -	- / - / -
Between or bounding <i>sole-occupancy units</i> -				
<i>Loadbearing</i>	90/ 90/ 90	120/ - / -	180/ - / -	240/ - / -
<i>Non-loadbearing</i>	- / 60/ 60	- / - / -	- / - / -	- / - / -
Ventilating, pipe, garbage, and like <i>shafts</i> not used for the discharge of hot products of combustion-				
<i>Loadbearing</i>	90/ 90/ 90	120/ 90/ 90	180/120/120	240/120/120
<i>Non-loadbearing</i>	- / 90/ 90	- / 90/ 90	- /120/120	- /120/120
OTHER LOADBEARING INTERNAL WALLS; and INTERNAL BEAMS, TRUSSES				
and COLUMNS-	90/ - / -	120/ - / -	180/ - / -	240/ - / -
FLOORS	90/ 90/ 90	120/120/120	180/180/180	240/240/240
ROOFS	90/ 60/ 30	120/ 60/ 30	180/ 60/ 30	240/ 90/ 60
[Note: A dash, for examples 90/ - / - or - / - / -, means there is no requirement for an FRL for that criterion.]				

3.2 Concessions for floors

A floor need not comply with Table 3 if-

- (a) √ it is laid directly on the ground; or
- (b) √ in a Class 2, 3, 5 or 9 building, the space below is not a *storey*, does not accommodate motor vehicles, is not a storage or work area, and is not used for any other ancillary purpose; or
- (c) √ it is a timber stage floor in a Class 9b building laid over a floor having the *required* FRL and the space below the stage is not used as a dressing room, store room, or the like; or
- (d) √ it is within a *sole-occupancy unit* in a Class 2 building or 3 building or Class 4 part; or
- (e) √ it is an open-access floor (for the accommodation of electrical and electronic services and the like) above a floor with the *required* FRL.

3.3 Floor loading of Class 5 and 9b buildings: Concession

If a floor in a Class 5 or 9b building is designed for a live load not exceeding 3 kPa-

- (a) √ the floor next above (including floor beams) may have an FRL of 90/90/90; or
- (b) √ the roof, if that is next above (including roof beams) may have an FRL of 90/60/30.

3.4 Roof superimposed on concrete slab: Concession

A roof superimposed on a concrete slab roof need not comply with Clause 3.1 as to *fire-resisting construction* if-

- (a) √ the superimposed roof and any construction between it and the concrete slab roof are *non-combustible* throughout; and
- (b) √ the concrete slab roof complies with Table 3.

3.5 Roof: Concession

A roof need not comply with Table 3 if its covering is *non-combustible* and the building-

- (a) √ has a *sprinkler system* installed throughout; or
- (b) √ has a *rise in storeys* of 3 or less; or

SUPERCEDED

- (c) \dot{y} is of Class 2 or 3; or
- (d) \dot{y} has an *effective height* of not more than 25 m and the ceiling immediately below the roof has a *resistance to the incipient spread of fire* to the roof space of not less than 60 minutes.

3.6 Rooflights

If a roof is *required* to have an FRL or its covering is required to be *non-combustible*, rooflights or the like installed in that roof must-

- (a) \dot{y} have an area not more than 20% of the roof surface; and
- (b) \dot{y} be not less than 3 m from-
 - (i) \dot{y} any boundary of the allotment other than the boundary with a road or public place; and
 - (ii) \dot{y} any part of the building which projects above the roof unless that part has the FRL *required* of a *fire wall* and any openings in that part of the wall for 6 m vertically above the rooflight or the like are protected in accordance with C3.4; and
 - (iii) \dot{y} any rooflight in an adjoining *sole-occupancy unit* if the walls bounding the unit are *required* to have an FRL; and
 - (iv) \dot{y} any rooflight in an adjoining fire-separated section of the building; and
- (c) \dot{y} if a ceiling with a *resistance to the incipient spread of fire* is *required*, be installed in a way that will maintain the level of protection provided by the ceiling to the roof space.

3.7 Internal columns and walls: Concession

For a building with an *effective height* of not more than 25 m and having a roof without an FRL in accordance with Clause 3.5, in the *storey* immediately below that roof, internal columns other than those referred to in Clause 3.1(f) and *load-bearing internal walls* other than *fire walls* may have-

- (a) \dot{y} in a Class 2 or 3 building : FRL 60/60/60; or
- (b) \dot{y} in a Class 5, 6, 7, 8 or 9 building-
 - (i) \dot{y} with rise exceeding 3 *storeys* : FRL 60/60/60
 - (ii) \dot{y} with rise not exceeding 3 *storeys* : no FRL.

3.8 Open spectator stands and indoor sports stadiums: Concession

In an *open spectator stand* or indoor sports stadium, the following building elements need not have the FRL specified in Table 3 :

- (a) \dot{y} The roof if it is *non-combustible*.
- (b) \dot{y} Columns and *loadbearing* walls supporting only the roof if they are *non-combustible*.
- (c) \dot{y} Any non-*loadbearing* part of an *external wall* less than 3 m-
 - (i) \dot{y} from any *fire-source feature* to which it is exposed if it has an FRL of not less than - /60/60 and is *non-combustible*; or
 - (ii) \dot{y} from an *external wall* of another *open spectator stand* if it is *non-combustible*.

3.9 Carparks

Table 3.9, instead of Table 3, applies to an *open-deck carpark* and a sprinklered carpark.

Table 3.9 REQUIREMENTS FOR CARPARKS \checkmark	
BUILDING ELEMENT \checkmark	FRL
Column or beam - less than 4.5 m from a <i>fire-source feature</i> to which it is exposed	60/ - / -
Wall - less than 3 m from a <i>fire-source feature</i> to which it is exposed	60/60/60
Other steel column - ratio of exposed surface area to mass per unit length not greater than 26 m ² /tonne	- / - / -
Any other column (other than a column supporting only the roof)	60/ - / -
Fire wall or lift or stair shaft	120/120/120
Any other steel floor beam - which is in continuous contact with a concrete floor slab and has a ratio of exposed surface area to mass per unit length of not more than 30 m ² /tonne	- / - / -
Any other floor beam	60/ - / -
Floor slab or vehicle ramp	60/ 60/ 60
Roof and columns supporting only the roof	- / - / -

[Note: A dash, for examples 90/ - / - or - / - / -, means there is no requirement for an FRL for that criterion.]

3.10 Class 2 buildings: Concession

- (a) \checkmark A Class 2 building having a *rise in storeys* of not more than 3 may be constructed using-
- (i) \checkmark timber framing throughout; or
 - (ii) \checkmark *non-combustible* material throughout; or
 - (iii) a combination of (i) and (ii), \checkmark provided-
 - (iv) \checkmark any *fire wall* or *internal wall required* to be *fire-resisting* that extends to the underside of the *non-combustible* roof covering is, except for roof battens with dimensions of 75 mm x 50 mm or less, not crossed by timber or other *combustible* building elements; and
 - (v) \checkmark any insulation installed in the cavity of a wall *required* to have an FRL is *non-combustible*; and
 - (vi) \checkmark the building is fitted with an *automatic* smoke alarm system complying with E1.7.
- (b) \checkmark A Class 2 building having a *rise in storeys* of not more than 4 may have the top three *storeys* constructed in accordance with (a) provided the lowest *storey* is used solely for the purpose of parking motor vehicles or for some other ancillary purpose and the construction of that *storey*, including the floor between it and the *storey* above, is of concrete or masonry.
- (c) \checkmark In a Class 2 building complying with (a) or (b) and fitted with a *sprinkler system*, any FRL criterion prescribed in Table 3-
- (i) \checkmark for any floor and any *loadbearing* wall, may be reduced to 60, except any FRL criterion of 90 for an *external wall* must be maintained when tested from the outside; and
 - (ii) \checkmark for any non-*loadbearing internal wall*, need not apply if-

- (A) ý it is lined on each side with 13 mm standard grade plasterboard or similar *non-combustible* material; and
- (B) ý it extends-
 - (aa) to the underside of the floor next above; or
 - (bb) to the underside of a ceiling with a *resistance to the incipient spread of fire* of 60 minutes; or
 - (cc) ýto the underside of a *non-combustible* roof covering; and
- (C) ý any insulation installed in the cavity of the wall is *non-combustible*; and
- (D) ý any construction joint, space or the like between the top of the wall and the floor, ceiling or roof is smoke sealed with intumescent putty or other suitable material; and
- (E) ý any doorway in the wall is protected by a *self-closing*, tight fitting, solid core door not less than 35 mm thick.

4. ý TYPE B FIRE-RESISTING CONSTRUCTION

4.1 Fire-resistance of building elements

In a building *required* to be of Type B construction-

- (a) ý each building element listed in Table 4, and any beam or column incorporated in it, must have an FRL not less than that listed in the Table for the particular Class of building concerned; and
- (b) ý the *external walls*, common walls, and the flooring and floor framing in any lift pit, must be *non-combustible*; and
- (c) ý if a stair *shaft* supports any floor or a structural part of it-
 - (i) ý the floor or part must have an FRL of 60/-/- or more; or
 - (ii) ý the junction of the stair *shaft* must be constructed so that the floor or part will be free to sag or fall in a fire without causing structural damage to the *shaft*; and
- (d) ý any *internal wall* which is *required* to have an FRL, except a wall that bounds a *sole-occupancy unit* in the topmost (or only) *storey* and there is only one unit in that *storey*, must extend to-
 - (i) ý the underside of the floor next above if that floor has an FRL of at least 30/30/30; or
 - (ii) ý the underside of a ceiling having a *resistance to the incipient spread of fire* to the space above itself of not less than 60 minutes; or
 - (iii) ý the underside of the roof covering if it is *non-combustible and*, except for roof battens with dimensions of 75 mm x 50 mm or less, must not be crossed by timber or other *combustible* building elements; or
 - (iv) ý 450 mm above the roof covering if it is *combustible*, and;
- (e) ý a *loadbearing internal wall* and a *loadbearing fire wall* (including those that are part of a *loadbearing shaft*) must be of concrete or masonry; and
- (f) ý a *non-loadbearing internal wall required to be fire-resisting* must be of *non-combustible* construction; and

SUPERCEDED

- (g) \dot{y} in a Class 5, 6, 7, 8 or 9 building, in the *storey* immediately below the roof, internal columns and walls other than *fire walls* and *shaft* walls, need not comply with Table 4; and
- (h) \dot{y} lift, ventilating, pipe, garbage, and similar *shafts* which are not for the discharge of hot products of combustion and not *loadbearing*, must be of *non-combustible* construction in-
 - (i) \dot{y} a Class 2, 3 or 9 building; and
 - (ii) \dot{y} a Class 5, 6, 7 or 8 building if the *shaft* connects more than 2 *storeys*; and
- (i) \dot{y} in a Class 2 or 3 building, except where within the one *sole-occupancy unit*, or a Class 9 building, a floor separating *storeys* or above a space for the accommodation of motor vehicles or used for storage or any other ancillary purpose, must-
 - (i) \dot{y} be constructed so that it is at least of the standard achieved by a floor/ceiling system incorporating a ceiling which has a *resistance to the incipient spread of fire* to the space above itself of not less than 60 minutes; or
 - (ii) \dot{y} have a *fire-protective covering* on the underside of the floor, including beams incorporated in it, if the floor is *combustible* or of metal, or has an FRL less than 30/30/30.

Table 4 TYPE B CONSTRUCTION: FRL OF BUILDING ELEMENTS \dot{y}

BUILDING ELEMENT	FRL: (in minutes)			
	Structural adequacy / Integrity / Insulation			
	CLASS OF BUILDING			
	2, 3 or 4 part	5 or 9	6	7 or 8
EXTERNAL WALL (including any column and other building element incorporated therein) or other external building element, where the distance from any <i>fire-source feature</i> to which it is exposed is -				
For <i>loadbearing</i> parts-				
less than 1.5 m	90/ 90/ 90	120/120/120	180/180/180	240/240/240
1.5 to less than 3 m	90/ 60/ 30	120/ 90/ 60	180/120/ 90	240/180/120
3 to less than 9 m	90/ 30/ 30	120/ 30/ 30	180/ 90/ 60	240/ 90/ 60
9.0 to less than 18 m	90/ 30/ -	120/ 30/ -	180/ 60/ -	240/ 60/ -
18 m or more	- / - / -	- / - / -	- / - / -	- / - / -
For <i>non-loadbearing</i> parts-				
less than 1.5 m	- / 90/ 90	- /120/120	- / 180/180	- /240/240
1.5 to less than 3 m	- / 60/ 30	- / 90/ 60	- / 120/ 90	- /180/120
3 m or more	- / - / -	- / - / -	- / - / -	- / - / -
EXTERNAL COLUMN not incorporated in an <i>external wall</i> , where the distance from any <i>fire-source feature</i> to which it is exposed is -				
less than 3 m	90/ - / -	120/ - / -	180/ - / -	240/ - / -
3 m or more	- / - / -	- / - / -	- / - / -	- / - / -
COMMON WALLS and FIRE WALLS -				
	90/ 90/ 90	120/120/120	180/180/180	240/240/240
INTERNAL WALLS-				
<i>Fire-resisting</i> lift and stair <i>shafts-</i>				
<i>Loadbearing</i>	90/ 90/ 90	120/120/120	180/120/120	240/120/120
<i>Fire-resisting</i> stair <i>shafts-</i>				
<i>Non-Loadbearing</i>	- / 90/ 90	- /120/120	- /120/120	- /120/120

SUPERCEDED

Bounding *public corridors*, public hallways and the like-

Loadbearing	60/ 60/ 60	120/ - / -	180/ - / -	240/ - / -
Non-loadbearing	- / 60/ 60	- / - / -	- / - / -	- / - / -

Between or bounding *sole-occupancy units*-

Loadbearing	60/ 60/ 60	120/ - / -	180/ - / -	240/ - / -
Non-loadbearing	- / 60/ 60	- / - / -	- / - / -	- / - / -

OTHER LOADBEARING INTERNAL WALLS; and INTERNAL BEAMS, TRUSSES

and COLUMNS-	60/ - / -	120/ - / -	180/ - / -	240/ - / -
Roofs	- / - / -	- / - / -	- / - / -	- / - / -

[Note: A dash, for examples 90/ - / - or - / - / -, means there is no requirement for an FRL for that criterion.]

4.2 Carparks

Table 4.2, instead of Table 4, applies to an *open-deck carpark* and a sprinklered carpark.

Table 4.2 REQUIREMENTS FOR CARPARKS ^ý

BUILDING ELEMENT ^ý	FRL
Column or beam- less than 4.5 m from a <i>fire-source feature</i> to which it is exposed	60/ - / -
Wall- less than 3 m from a <i>fire-source feature</i> to which it is exposed	60/60/60
Other steel column- ratio of exposed surface area to mass per unit length not greater than 26 m ² /tonne	- / - / -
Any other column	60/ - / -
Fire wall or lift or stair shaft	120/120/120
Any other steel floor beam- which is in continuous contact with a concrete floor slab and has a ratio of exposed surface area to mass per unit length of not more than 30 m ² /tonne	- / - / -
Any other floor beam	60/ - / -

[Note: A dash, for examples 90/ - / - or - / - / -, means there is no requirement for an FRL for that criterion.]

4.3 Class 2 buildings: Concession

(a) ^ý A Class 2 building having a *rise in storeys* of not more than 2 may be constructed using-

(i) ^ý timber framing throughout; or

(ii) ^ý *non-combustible* material throughout; or

(iii) a combination of (i) and (ii), ^ý

provided-

(iv) ^ý any *fire wall* or *internal wall required* to be *fire-resisting* that extends to the underside of the *non-combustible* roof covering is, except for roof battens with dimensions of 75 mm x 50 mm or less, not crossed by timber or other *combustible* building elements; and

(v) ^ý any insulation installed in the cavity of a wall *required* to have an FRL is *non-combustible* ; and

(vi) ^ý the building is fitted with an automatic smoke alarm system complying with E1.7.

(b) ^ý In a Class 2 building complying with (a) and fitted with a *sprinkler system*, any FRL criterion prescribed in Table 4-

SUPERCEDED

- (i) \dot{y} for any *loadbearing* wall, may be reduced to 60, except any FRL criterion of 90 for an *external wall* must be maintained when tested from the outside; and
- (ii) \dot{y} for any non-*loadbearing internal wall*, need not apply, if-
 - (A) \dot{y} it is lined on both sides with 13 mm standard grade plasterboard or similar non-combustible material; and
 - (B) \dot{y} it extends-
 - (aa) to the underside of the floor next above if that floor has an FRL of at least 30/30/30 or is lined on the underside with a *fire-protective covering*; or
 - (bb) to the underside of a ceiling with a *resistance to the incipient spread of fire* of 60 minutes; or
 - (cc) \dot{y} to the underside of a *non-combustible* roof covering; and
 - (C) \dot{y} any insulation installed in the cavity of the wall is *non-combustible* ; and
 - (D) \dot{y} any construction joints, spaces and the like between the top of the wall and the floor, ceiling or roof is smoke sealed with intumescent putty or other suitable material.

5. \dot{y} TYPE C FIRE-RESISTING CONSTRUCTION

5.1 Fire-resistance of building elements

In a building *required* to be of Type C construction-

- (a) \dot{y} a building element listed in Table 5 and any beam or column incorporated in it, must have an FRL not less than that listed in the Table for the particular Class of building concerned; and
- (b) \dot{y} an *external wall* that is *required* by Table 5 to have an FRL need only be tested from the outside to satisfy the requirement; and
- (c) \dot{y} a *fire wall* or an *internal wall* bounding a *sole-occupancy unit* or separating adjoining units must comply with Specification C1.8 if it is of *lightweight construction*; and
- (d) \dot{y} in a Class 2 or 3 building an *internal wall* which is *required* by Table 5 to have an FRL must extend-
 - (i) \dot{y} to the underside of the floor next above if that floor has an FRL of at least 30/30/30 or a *fire-protective covering* on the underside of the floor; or
 - (ii) \dot{y} to the underside of a ceiling having a *resistance to the incipient spread of fire* to the space above itself of not less than 60 minutes; or
 - (iii) \dot{y} to the underside of the roof covering if it is *non-combustible*, and except for roof battens with dimensions of 75 mm x 50 mm or less, must not be crossed by timber or other *combustible* building elements; or
 - (iv) \dot{y} 450 mm above the roof covering if it is *combustible*; and
- (e) \dot{y} in a Class 2 or 3 building, except where within the one *sole-occupancy unit*, or a Class 9 building, a floor separating *storeys* , or above a space for the accommodation of motor vehicles or used for storage or any other ancillary purpose, and any column supporting the floor, must-
 - (i) \dot{y} have an FRL of at least 30/ 30/ 30; or

SUPERCEDED

SUPERCEDED

- (ii) \dot{y} have a *fire-protective covering* on the underside of the floor including beams incorporated in it and around the column, if the floor or column is *combustible* or of metal.

Table 5 TYPE C CONSTRUCTION: FRL OF BUILDING ELEMENTS

BUILDING ELEMENT	2, 3 or 4 part	5 or 9	6 \dot{y}	7 or 8
EXTERNAL WALL (including any column and other building element incorporated therein) or other external building element, where the distance from any <i>fire-source feature</i> to which it is exposed is -				
less than 1.5 m	90/ 90/ 90	90/ 90/ 90	90/ 90/ 90	90/ 90/ 90
1.5 to less than 3 m	- / - / -	60/ 60/ 60	60/ 60/ 60	60/ 60/ 60
3 m or more	- / - / -	- / - / -	- / - / -	- / - / -
EXTERNAL COLUMN not incorporated in an <i>external wall</i> , where the distance from any <i>fire-source feature</i> to which it is exposed is -				
less than 1.5 m	90/ - / -	90/ - / -	90/ - / -	90/ - / -
1.5 to less than 3 m	- / - / -	60/ - / -	60/ - / -	60/ - / -
3 m or more	- / - / -	- / - / -	- / - / -	- / - / -
COMMON WALLS and FIRE WALLS -				
	90/ 90/ 90	90/ 90/ 90	90/ 90/ 90	90/ 90/ 90
INTERNAL WALLS-				
Bounding <i>public corridors</i> , public hallways and the like-	60 / 60/ 60	- / - / -	- / - / -	- / - / -
Between or bounding <i>sole-occupancy units-</i>	60/ 60/ 60	- / - / -	- / - / -	- / - / -
Bounding a stair if <i>required</i> to be rated-	60/ 60/ 60	- / - / -	- / - / -	- / - / -
Roofs	- / - / -	- / - / -	- / - / -	- / - / -

[Note: A dash, for examples 90/ - / - or - / - / -, means there is no requirement for an FRL for that criterion.]

5.2 Carparks

Table 5.2, instead of Table 5, applies to an *open-deck carpark* and a sprinklered carpark.

Table 5.2 REQUIREMENTS FOR CARPARKS \dot{y}

BUILDING ELEMENT \dot{y}	FRL
Column or beam- less than 1.5 m from a <i>fire-source feature</i> to which it is exposed	60/ - / -
Wall- less than 1.5 m from a <i>fire-source feature</i> to which it is exposed	60/60/60
Other steel column- ratio of exposed surface area to mass per unit length not greater than 26 m ² /tonne	- / - / -
Any other column	60/ - / -
Fire wall or lift or stair shaft	120/120/120
Any other steel floor beam- which is in continuous contact with a concrete floor slab and has a ratio of exposed surface area to mass per unit length of not more than 30 m ² /tonne	- / - / -
Any other floor beam	60/ - / -

[Note: A dash, for examples 90/ - / - or - / - / -, means there is no requirement for an FRL for that criterion.]

SPECIFICATION C1.8 \dot{y} STRUCTURAL TESTS FOR LIGHTWEIGHT CONSTRUCTION

1. \dot{y} Scope

This Specification describes tests to be applied to and criteria to be satisfied by a wall system of *lightweight construction*.

2. \dot{y} Application

A wall system need not be tested in accordance with this specification for static pressure or impact if it is designed and constructed in accordance with Section B to resist the appropriate pressures and impacts defined in this specification.

3. \dot{y} Tests

3.1 Walls of certain Class 9b buildings

Lightweight construction forming-

- (a) \dot{y} a wall of a lift *shaft* and stair *shaft*; and
- (b) \dot{y} an *external* and *internal wall* bounding a *public corridor*, public hallway or the like, including a *fire-isolated* and non *fire-isolated passageway* or *ramp*, in a spectator stand, sports stadium, cinema or theatre, railway or bus station or airport terminal, must be subjected to the following tests and must fulfil the following criteria:
 - (i) \dot{y} The materials tests of Clause 5(a) and the criteria of \dot{y} Clause 6(a). \dot{y}
 - (ii) \dot{y} A static test by the imposition of a uniformly distributed load of 1.0 kPa (or its equivalent) in accordance with Clause 5(b) and the damage and deflection criteria of Clauses 6(b) and (c) respectively.
 - (iii) \dot{y} A dynamic test by the fall of the impact bag through a height of 350 mm in accordance with Clause 5(c) and the damage and deflection criteria of Clauses 6(b) and (d) respectively.
 - (iv) \dot{y} The surface indentation test of Clause 5(d) and the surface indentation criterion of Clause 6(e).

3.2 Walls of shafts and fire-isolated exits generally

A wall of *lightweight construction* that is *required* to be *fire-resisting* and which bounds a lift *shaft*, stair *shaft*, or service *shaft*, *fire-isolated passageway* or *fire-isolated ramp* must be subjected to the following tests and must fulfil the following criteria:

- (a) \dot{y} The materials tests of Clause 5(a) and the criteria of Clause 6(a).
- (b) \dot{y} A static test by the imposition of a uniformly distributed load of 0.35 kPa (or its equivalent) in accordance with Clause 5(b) and the damage and deflection criteria of Clauses 6(b) and (c) respectively.
- (c) \dot{y} A dynamic test by the fall of the impact bag through a height of 150 mm in accordance with Clause 5(c) and the damage and deflection criteria of Clauses 6(b) and (d) respectively.

- (d) ∫ The surface indentation test of Clause 5(d) and the surface indentation criterion of Clause 6(e).

3.3 Additional requirements for lift shafts

- (a) ∫ In addition to the requirements of Clauses 3.1 and 3.2, a wall system for use in a lift *shaft* that is *required* to be *fire-resisting* must be subjected to dynamic test by the imposition of-
- (i) ∫ where the lift car speed is 7m/s or less - 10^6 cycles of a uniformly distributed load between 0 and 0.2 kPa (or its equivalent); or
 - (ii) ∫ where the lift car speed is greater than 7 m/s - 10^6 cycles of a uniformly distributed load between 0 and 0.35 kPa (or its equivalent) in accordance with Clause 5(e) and must fulfil the damage criteria of Clause 6(b).
- (b) ∫ The wall system must be subjected to the static test in accordance with Clause 3.2(b) after the successful conclusion of the dynamic test specified in (a).

3.4 Walls generally

An *external* and *internal wall of lightweight construction* that is *required* to be *fire-resisting*, other than one covered by Clauses 3.1, 3.2 or 3.3, must be subjected to the following tests and must fulfil the following criteria:

- (a) ∫ The materials tests of Clause 5(a) and the criteria of Clause 6(a).
- (b) ∫ A static test by the imposition of a uniformly distributed load of 0.25 kPa (or its equivalent) in accordance with Clause 5(b) and the damage and deflection criteria of Clauses 6(b) and (c) respectively.
- (c) ∫ A dynamic test by fall of the impact bag through a height of 100 mm in accordance with Clause 5(c) and the damage and deflection criteria of Clauses 6(b) and (d) respectively.
- (d) ∫ The surface indentation test of Clause 5(d) and the surface indentation criterion of Clause 6(e).

4. ∫ Test specimens

4.1 General

Testing must be carried out on either-

- (a) ∫ construction in situ; or
- (b) ∫ a laboratory specimen of the construction.

4.2 Testing in situ

If testing is carried out in situ, it must be done on that part of the construction least likely, because of the particular combination of the height of the walls, the support conditions and other aspects of the construction, to resist the loads.

4.3 Testing of specimens

If a laboratory specimen is tested, the specimen must span only in the direction corresponding to the height of the wall and testing must be done in accordance with either (a) or (b) below:

- (a) ∫ (i) the height of the test specimen (or length, if the specimen is tested horizontally) must be identical with the height between supports in the actual construction; and

- (ii) ŷ the specimen must be supported at the top and bottom (or at each end if tested horizontally) by components identical with, and in a manner identical with, the actual construction.
- (b) ŷ If the distance between supports of the actual construction is more than 3 m, then a smaller specimen may be tested but-
 - (i) ŷ the distance between supports must be not less than 3 m; and
 - (ii) ŷ forces, reactions and support conditions must be modelled so as to reproduce the behaviour of the actual construction if it were tested in-situ.

5. ŷ Test methods

Tests must be carried out in accordance with the following:

- (a) ŷ **Material tests** - The methods specified for the constituent materials of the construction of the standards adopted by reference in the BCA.
- (b) ŷ **For resistance to static pressure** - The provisions for testing walls under transverse load in ASTM E72-80, except that-
 - (i) ŷ support conditions must be as specified in Clause 4.3; and
 - (ii) ŷ equivalent load shall mean the quarter-point load that produces the same deflection or central moment as appropriate.
- (c) ŷ **For resistance to impact** - The provisions for testing wall systems in ASTM E695-79 (1985), except that-
 - (i) ŷ the point of impact must be set 1.5 m above finished floor level or 1.5 m above the part of the specimen that corresponds to finished floor level; and
 - (ii) ŷ the impact bag must be not less than 225 mm in diameter and not more than 260 mm in diameter and have a mass of 27.2 kg (+ 0.1 kg, -0); and
 - (iii) ŷ the mass must be achieved by putting loose, dry sand into the bag and must be adjusted before each series of impact tests; and
 - (iv) ŷ where the impact bag and suspension cannot be vertical at the instant of impact on a curved surface or an inclined surface, the height of drop is the net height at the point of impact.
- (d) ŷ **For resistance to surface indentation** - For all materials irrespective of composition the test for surface hardness of Clause A2 of Appendix A of AS 2185.
- (e) ŷ **For resistance of lift shaft construction to repetitive load** - As for 5(b) except that-
 - (i) ŷ it is sufficient to test one specimen with the pressure applied from the side of the construction on which the lift will operate; and
 - (ii) ŷ the load must be applied dynamically at a frequency not less than 1 Hz and not more than 3 Hz; and
 - (iii) ŷ equivalent load shall mean the quarter-point load that produces the same central moment as the distributed load.

6. ŷ Criteria of compliance

The wall system or the specimen of it must fulfil the following criteria:

- (a) ŷ **Materials** - Materials must comply with the applicable standard adopted by reference in the BCA.

- (b) **Damage** - There must no crack, penetration or permanent surface-deformation to a depth of more than 0.5 mm or any other non-elastic deformation or fastener failure.
- (c) **Deflection - Static pressure** - Under static pressure the deflection must not be more than-
 - (i) $\frac{1}{240}$ th of the height between supports; nor
 - (ii) for construction other than a lift *shaft* - 30 mm; or
 - (iii) for a lift *shaft* - 20 mm unless the requirements of Clause 15.2(a) of AS 1735.2 are fulfilled.
- (d) **Deflection - Impact** - Under impact the instantaneous deflection must not be more than-
 - (i) $\frac{1}{120}$ th of the height of the wall between supports; nor
 - (ii) for construction other than a lift *shaft* - 30 mm; or
 - (iii) for a lift *shaft* - 20 mm unless the requirements of Clause 15.2(a) of AS 1735.2 are fulfilled.
- (e) **Surface indentation** - No impression must be more than 5 mm in diameter.

SPECIFICATION C1.9 $\frac{1}{2}$ FIRE-RESISTANCE OF CLASS 1 AND 10 BUILDINGS

1. $\frac{1}{2}$ Scope

This Specification is a set of methods which satisfy the performance requirements of C1.9(a).

2. $\frac{1}{2}$ External walls of Class 1 buildings

NSW Spec C1.9 2

An *external wall* of a Class 1 building, and any openings in that wall, must comply with Clause 4 if the wall is less than-

- (a) $\frac{1}{2}$ 900 mm from an allotment boundary other than the boundary adjoining a road alignment or other public space; or
- (b) $\frac{1}{2}$ 1.8 m from another building on the same allotment other than an appurtenant Class 10 building or a detached part of the same Class 1 building.

3. $\frac{1}{2}$ Measurement of distances

- (a) $\frac{1}{2}$ The distance from any point on an *external wall* of a building to an allotment boundary or another building is the distance to that point measured along a line at right angles from the allotment boundary or *external wall* of the other building which intersects that point without being obstructed by a wall complying with Clause 4.
- (b) $\frac{1}{2}$ Where a wall within a specified distance is *required* to be constructed in a certain manner, only that part of the wall (including any openings) within the specified distance need be constructed in that manner.

4. **Construction of external walls**

- (a) *External walls* (including gables) referred to in Clause 2 or 5 must extend to the underside of a *non-combustible* roof covering or *non-combustible* eaves lining and must-
- (i) have an FRL of not less than 60/60/60 when tested from the outside; or
 - (ii) be of masonry-veneer construction in which the external masonry veneer is not less than 90 mm thick; or
 - (iii) be of masonry construction not less than 90 mm thick.
- (b) Openings in *external walls* referred to in Clause 2 or 5 must be protected by-
- (i) non-openable fire *windows* or other construction with an FRL of not less than - /60/- ; or
 - (ii) *self-closing* solid core doors not less than 35 mm thick.
- (c) Sub-floor vents, roof vents, weepholes and penetrations for pipes, conduits and the like need not comply with (b).

5. **Class 10a buildings**

- (a) Where a Class 10a building is located between a Class 1 building and the allotment boundary, other than the boundary adjoining a road alignment or other public space, the Class 1 building must be protected in one of the following ways:
- (i) The Class 10a building is not less than 900 mm from the allotment boundary, other than the boundary adjoining a road alignment or other public space.
 - (ii) An *external wall* of the Class 10a building which is less than 900 mm from an allotment boundary, other than the boundary adjoining a road alignment or other public space, complies with Clause 4.
 - (iii) An *external wall* of the Class 10a building which is less than 900 mm from the Class 1 building complies with Clause 4.
 - (iv) The Class 1 building is not less than 900 mm from the Class 10a building.
 - (v) An *external wall* of the Class 1 building which is less than 900 mm from the Class 10a building complies with Clause 4.
- (b) Where a Class 10a building is located between a Class 1 building to which it is appurtenant and another building on the same allotment, the Class 1 building must be protected in one of the following ways:
- (i) The Class 10a building is not less than 1.8 m from the other building.
 - (ii) An *external wall* of the Class 10a building which is less than 1.8 m from the other building complies with Clause 4.
 - (iii) An *external wall* of the Class 10a building which is less than 1.8 m from the Class 1 building complies with Clause 4.
 - (iv) The Class 1 building is not less than 1.8 m from the Class 10a building.
 - (v) An *external wall* of the Class 1 building which is less than 1.8 m from the Class 10a building complies with Clause 4.
- (c) Where two or more Class 10a buildings on the same allotment are appurtenant to different Class 1 buildings, the Class 10a buildings must be separated-
- (i) from each other by a distance of not less than 1.8 m; or

SUPERCEDED

- (ii) ý from each other by *external walls* complying with Clause 4; or
 - (iii) ý from each Class 1 building by a distance of not less than 900 mm; or
 - (iv) ý from each Class 1 building by *external walls* complying with Clause 4; or
 - (v) ý by a wall complying with Clause 7.
- (d) ý A carport is exempt from (a), (b) and (c) if-
- (i) ý it has two or more sides open and at least one third of its perimeter open and, for the purposes of this clause, a side is considered to be open if the roof covering adjacent to that side is at least 500 mm from another building or allotment boundary; and
 - (ii) ý it has a *non-combustible* roof covering and any ceiling lining and wall cladding, including gables, is also *non-combustible* ; and
 - (iii) ý it does not provide direct vertical support to any part of the Class 1 building; and
 - (iv) ý in the case where it has a common roof structure with the Class 1 building and the carport does not have a ceiling, the opening between the top of the wall of the Class 1 building and the underside of the roof covering is infilled with-
 - (A) ý a *non-combustible* material; or
 - (B) ý construction clad with *non-combustible* material on the carport side.

6. ý Allowable encroachments

- (a) ý An encroachment in relation to any *external wall* of a Class 10a building required to comply with Clause 4 or any *external wall* of a Class 1 building is any construction between the *external wall* of the building and the allotment boundary, or the *external walls* of two buildings on the same allotment.
- (b) ý The encroachments allowed within 900 mm of an allotment boundary or within 1.8 m of another building on the same allotment are-
- (i) ý fascias, gutters, downpipes and the like; and
 - (ii) ý eaves with *non-combustible* roof cladding and *non-combustible* lining; and
 - (iii) ý flues, pipes, domestic fuel tanks, cooling or heating appliances or other services; and
 - (iv) ý light fittings, electricity or gas meters, aerials or antennas; and
 - (v) ý pergolas or sun blinds; and
 - (vi) ý unroofed terraces, landings, steps and ramps, not more than 1 m in height.
- (c) ý Encroachments listed in (b)(i) if combustible, (b)(ii) and (b)(iii) must not be built within 500 mm of an allotment boundary nor be built within 900 mm of the *external wall* or associated encroachments of another building on the same allotment.

7. ý Separating walls

- (a) ý A wall that separates Class 1 dwellings, or separates a Class 1 building from a Class 10a building which is not appurtenant to that Class 1 building must have an FRL of not less than 60/60/60 and-
- (i) ý commence at the footings or ground slab; and

SUPERCEDED

- (ii) ý extend-
 - (A) ý if the building has a *non-combustible* roof covering, to the underside of the roof covering; or
 - (B) ý if the building has a *combustible* roof covering, to not less than 450 mm above the roof covering.
- (b) ý A separating wall of *lightweight construction* must comply with Specification C1.8.
- (c) ý A separating wall complying with (a)(ii)(A)-
 - (i) ý must not be crossed by timber or other *combustible* building elements except for roof battens with dimensions of 75 mm x 50 mm or less; and
 - (ii) ý must have any gap between the top of the wall and the underside of the roof covering packed with mineral fibre or other suitable *fire-resisting* material.
- (d) ý Where a building has a masonry veneer *external wall*, any gap between the separating wall and the external masonry veneer must be-
 - (i) ý not greater than 50 mm; and
 - (ii) ý packed with a mineral fibre or other suitable *fire-resisting* material with the packing arranged to maintain any waterproofing requirements of F1.4.

8. ý Sarking-type materials

[WA Spec C1.9 8]

Any *sarking-type material* used in the roof of a Class 1 building must have a *Flammability Index* of not more than 5.

9. ý Rooflights

Combustible rooflights or the like installed in a roof or part of a roof *required* to have a *non-combustible* covering must-

- (a) ý have an aggregate area not more than 20 % of the roof or part of the roof; and
- (b) ý be not less than-
 - (i) ý 900 mm from-
 - (A) ý the allotment boundary other than the boundary adjoining a road alignment or other public space; and
 - (B) ý the vertical projection of a separating wall extending to the underside of the roof covering; and
 - (ii) ý 1.8 m from any rooflight or the like in another building on the allotment other than an appurtenant building or a detached part of the same building.

[TAS Spec C1.9 10]

SPECIFICATION C1.10 EARLY FIRE HAZARD INDICES

1. ý Scope

This Specification sets out requirements in relation to the Early Fire Hazard Indices of materials, linings and surface finishes in buildings.

2. ý **Class 2 to 9 buildings: General requirements**

Except where superseded by Clause 3 or 4, any material or component used in a Class 2, 3, 5, 6, 7, 8, or 9 building must-

WA Spec C1.10 2(a)

- (a) ý in the case of a sarking-type material, have a *Flammability Index* not more than 5; or
- (b) ý in the case of other materials, have-
 - (i) ý a *Spread-of-Flame Index* not more than 9; and
 - (ii) ý a *Smoke-Developed Index* not more than 8 if the *Spread-of-Flame Index* is more than 5; or
- (c) ý be completely covered on all faces by concrete or masonry not less than 50 mm thick; or
- (d) ý in the case of a composite member or assembly, be constructed so that when assembled as proposed in a building-
 - (i) ý any material which does not comply with (a) or (b) is protected on all sides and edges from exposure to the air; and
 - (ii) ý the member or assembly, when tested in accordance with Specification A2.4, has a *Smoke-Developed Index* and a *Spread-of-Flame Index* not exceeding those prescribed in (b); and
 - (iii) ý the member or assembly retains the protection in position so that it prevents ignition of the material and continues to screen it from access to free air for a period of not less than 10 minutes.

3. ý **Fire-isolated exits**

In a *fire-isolated stairway*, *fire-isolated passageway*, or *fire-isolated ramp* in a Class 2 to 9 building-

- (a) ý a material, other than a *sarking-type material* used in a ceiling or used as a finish, surface, lining or attachment, must have a-
 - (i) ý *Spread-of-Flame Index* of 0; and
 - (ii) ý *Smoke-Developed Index* of not more than 2; and
 - (iii) ý if *combustible*, be attached directly to a *non-combustible* substrate and not exceed 1 mm in finished thickness; and
- (b) ý a *sarking-type material* used in the form of an exposed wall or ceiling, or as a finish or attachment thereto, must have a *Flammability Index* of 0.

4. ý **Class 2, 3 and 9 buildings**

A material, other than a *sarking-type material* must if-

- (a) ý in a Class 2, 3, 9a or 9b building, it is used as a finish, surface, lining or attachment to any wall or ceiling in a *public corridor* which is a means of egress to-
 - (i) ý a *required fire-isolated stairway* or an external stairway used instead; or
 - (ii) ý a *required fire-isolated passageway*, or *required fire-isolated ramp*, have a *Spread-of-Flame Index* of 0 and a *Smoke-Developed Index* of not more than 5; or

SUPERCEDED

- (b) ý in a Class 9a building in a patient-care area, it is used as a finish, surface, lining or attachment to a-
- (i) ý ceiling - have a *Spread-of-Flame Index* of 0 and a *Smoke-Developed Index* of not more than 3; and
 - (ii) ý wall - have a *Spread-of-Flame Index* of not more than 2 and a *Smoke-Developed Index* of not more than 5, except that skirtings of up to 150 mm above the floor may be considered as, and have the Early Fire Hazard Indices of, the floor covering; and
 - (iii) ý floor - have a *Spread-of-Flame Index* of not more than 3 and a *Smoke-Developed Index* of not more than 5 or a *Spread-of-Flame Index* of 0 and a *Smoke-Developed Index* of not more than 6; or
QLD Spec C1.10 4(c)
- (c) ý in a Class 9b building not protected by a sprinkler system used as a theatre, or public hall, in the auditorium or audience seating area, it is used as a finish, surface, lining or attachment to a-
- (i) ý ceiling - have a *Spread-of-Flame Index* of not more than 6 and a *Smoke-Developed Index* of not more than 3; and
 - (ii) ý wall - have a *Spread-of-Flame Index* of not more than 6 and a *Smoke-Developed Index* of not more than 5; and
 - (iii) ý floor - have a *Spread-of-Flame Index* of not more than 7 and a *Smoke-Developed Index* of not more than 5, except where the auditorium is used mainly for-
 - (A) ý indoor swimming or ice skating - have a *Spread-of-Flame Index* of not more than 9 and a *Smoke-Developed Index* of not more than 8; or
 - (B) ý other indoor sports or multi-purpose functions - have a *Spread-of-Flame Index* of not more than 8 and a *Smoke-Developed Index* of not more than 7; or
NSW Spec C1.10 4(d)
QLD Spec C1.10 4(d)
- (d) ý in a Class 9b building used as a theatre or public hall, it is used in any part of fixed seating in the audience area or auditorium have a *Spread-of-Flame Index* of 0 and a *Smoke-Developed Index* of not more than 5.

5. ý **Materials deemed to comply**

A material complies with Clauses 2, 3 or 4 if it is-

- (a) ý plaster, cement render, concrete, terrazzo, ceramic tile or the like; or
- (b) ý a *fire-protective covering*.

6. ý **Fire-retardant coatings not acceptable**

NSW Spec C1.10 6

Paint or fire-retardant coatings must not be used in order to make a substrate comply with a *required Spread-of-Flame Index*, *Smoke-Developed Index* or *Flammability Index*.

7. \dot{y} Exempted building parts and materials

The requirements in this Specification for a *Spread-of-Flame Index*, *Smoke-Developed Index* or *Flammability Index* do not apply to-

- (a) \dot{y} timber-framed *windows*; or
- (b) \dot{y} solid timber handrails or skirtings; or
- (c) \dot{y} timber-faced solid-core or fire doors; or
- (d) \dot{y} electrical switches, outlets, cover plates or the like; or
- (e) \dot{y} materials used for-
 - (i) \dot{y} roof covering or membranes, or roof insulating material, applied in continuous contact with a substrate; or
 - (ii) \dot{y} adhesives; or
 - (iii) \dot{y} damp-proof courses, flashing, caulking, sealing, ground moisture barriers, or the like; or
- (f) \dot{y} paint, varnish, lacquer or similar finish, other than nitro-cellulose lacquer; or
- (g) \dot{y} a clear or translucent rooflight of glass fibre reinforced polyester if-
 - (i) \dot{y} the roof in which it is installed forms part of a single *storey* building *required* to be of Type C construction; and
 - (ii) \dot{y} the material is used as part of the roof covering; and
 - (iii) \dot{y} it is not prohibited by any other clause of the BCA; and
 - (iv) \dot{y} it is not closer than 1.5 m from another rooflight of the same type; and
 - (v) \dot{y} each rooflight is not more than 14 m² in area; and
 - (vi) \dot{y} the area of the rooflights per 70 m² of roof surface is not more than 14 m²; or
- (h) \dot{y} the face plates and neck adaptors of supply and return air outlets of air-handling systems; or
- (i) \dot{y} the face plates or diffuser plates of light fittings and emergency *exit* signs and associated electrical wiring and electrical components; or
- (j) \dot{y} any other material that does not significantly increase the hazards of fire.

SPECIFICATION C1.11 \dot{y} PERFORMANCE OF EXTERNAL WALLS IN FIRE

1. \dot{y} Scope

This Specification contains measures to minimise in the event of fire the likelihood of *external walls* covered by Clause 2 collapsing outwards as complete panels and the likelihood of panels separating from supporting members.

2. \dot{y} Application

This Specification applies to buildings having a *rise in storeys* of not more than 2 with concrete *external walls* that could collapse as complete panels (eg. tilt-up and precast concrete) which-

- (a) \dot{y} consist of either single or multiple panels attached by steel connections to lateral supporting members; and

- (b) γ depend on those connections to resist outward movement of the panels relative to the supporting members; and
- (c) γ have height to thickness ratio not greater than 50.

3. γ **General requirements for external wall panels**

- (a) γ Cast-in inserts and fixings must be anchored into the panel with welded bars or be fixed to the panel reinforcement.
- (b) γ Cast-in inserts for top connections and fixings acting together must be able to resist an ultimate load of two times the larger of the forces required to develop-
 - (i) γ the ultimate bending moment capacity of the panel at its base; or
 - (ii) γ the overturning moment at the base of the panel arising from an outwards lateral displacement at the top of the panel equal to one tenth of the panel height.
- (c) γ Top connections of the panel exposed to fire, such as clips and drilled-in inserts, acting together must be able to resist an ultimate load of six times the larger of the forces *required* to develop the moment specified in (b)(i) or (ii).

Note. The increased forces specified by use of the multiplier of two or six in (b) and (c) above are to take account of the lower strength of the connections and members at the higher than ambient temperatures expected in a fire.

- (d) γ Lateral supporting members and their connections must be designed to resist the connection forces specified in (b) and (c) and in the case of an eaves tie member the force in the member must be determined assuming that it deforms in a manner compatible with the lateral displacement of the wall panels, and that it acts in tension only.
- (e) γ *External wall* panels that span vertically must have at least two upper connections per panel to the supporting member, except that where a number of panels are designed to act as one unit, (eg. tongue and groove hollow-core panels), only two upper connections are required for each unit.
- (f) γ *External wall* panels that span horizontally between columns must have at least two connections at each column.

4. γ **Additional requirements for vertically spanning external wall panels adjacent to columns**

- (a) γ Where vertically spanning *external wall* panels are located adjacent to columns, connections to the panels must be located and/or detailed to minimise forces that may develop between the panels and columns arising from the restraint of differential displacement.
- (b) γ The requirements of (a) are satisfied by-
 - (i) γ detailing the connections and/or the supporting member to sustain a relative outward displacement of (d) between the panels and columns at the connection height where $d(m)$ is calculated as-
 - (A) γ the square of the connection height (m) divided by one hundred and twenty-five, when the connection height is less than 5 m; or
 - (B) γ the connection height (m) divided by twenty-five, when the connection height (m) is greater than or equal to 5 m; or
 - (ii) γ in situations where an eaves tie member is used to provide lateral support to *external wall* panels, the tie member is connected to the panels no

closer than a distance (s) from the column where s(m) is taken as one quarter of the panel height (m).

SPECIFICATION C3.4 FIRE DOORS, SMOKE DOORS, FIRE WINDOWS AND SHUTTERS

1. Scope

This Specification sets out requirements for the construction of fire doors, smoke doors, fire *windows* and fire shutters.

2. Fire doors

A *required* fire door must-

- (a) comply with AS 1905.1; and
- (b) not fail by radiation through any glazed part during the period specified for *integrity* in the *required* FRL.

3. Smoke doors

3.1 General requirements

Smoke doors must be constructed so that smoke will not pass from one side of the doorway to the other and, if they are glazed, there is minimal danger of a person being injured by accidentally walking into them.

3.2 Construction deemed-to-satisfy

A smoke door of one or two leaves satisfies 3.1 if it is constructed as follows:

- (a) The leaves are side-hung to swing-
 - (i) in the direction of egress; or
 - (ii) in both directions.
- (b) (i) The leaves are capable of resisting smoke at 200°C for 30 minutes;
 - (ii) solid-core leaves at least 35 mm thick satisfy (i).
- (c) The leaves are fitted with smoke seals.
- (d) (i) The leaves are normally in the closed position; or
 - (ii) (A) The leaves are closed *automatically* with the *automatic* closing operation initiated by smoke detectors, installed in accordance with the relevant provisions of AS 1670, located on each side of the doorway not more than 1.5 m horizontal distance from the opening; and
 - (B) in the event of power failure to the door, the leaves fail-safe in the closed position.
- (e) The leaves return to the fully closed position after each manual opening.
- (f) Any glazing incorporated in the door complies with AS 1288.
- (g) (i) If a glazed panel is capable of being mistaken for an unobstructed exit, the presence of the glass must be identified by opaque construction.
 - (ii) An opaque mid-height band, mid-rail or crash bar satisfies (i).

4. \dot{y} Fire shutters

A *required* fire shutter must-

- (a) \dot{y} be a shutter that-
 - (i) \dot{y} is identical with a tested prototype that has achieved the *required* FRL; and
 - (ii) \dot{y} is installed in the same manner and in an opening that is not larger than the tested prototype; and
 - (iii) \dot{y} did not have a rise in average temperature on the side remote from the furnace of more than 140 K during the first 30 minutes of the test; or
- (b) \dot{y} is a steel shutter complying with AS 1905.2 if a metallic fire shutter is not prohibited by C3.5.

5. Fire windows

A *required* fire window must be-

- (a) \dot{y} identical in construction with a prototype that has achieved the *required* FRL; and
- (b) \dot{y} installed in the same manner and in an opening that is not larger than the tested prototype.

SPECIFICATION C3.15 \dot{y} PENETRATION OF WALLS, FLOORS AND CEILINGS BY SERVICES

1. \dot{y} Scope

This Specification prescribes materials and methods of installation for services that penetrate walls, floors and ceilings *required* to have an FRL.

2. \dot{y} Application

- (a) \dot{y} This Specification applies to installations permitted under the BCA as alternatives to systems that have been demonstrated by test to fulfil the requirements of C3.14.
- (b) \dot{y} This Specification does not apply to installations in ceilings *required* to have a *resistance to the incipient spread of fire* nor to the installation of piping that contains or is intended to contain a flammable liquid or gas.

3. \dot{y} Metal pipes

- (a) \dot{y} A metal pipe that is not normally filled with liquid must not penetrate a wall, floor or ceiling within 100 mm of any *combustible* material, and must be constructed of-
 - (i) \dot{y} copper alloy or stainless steel with a wall thickness of at least 1 mm; or
 - (ii) \dot{y} cast iron or steel (other than stainless steel) with a wall thickness of at least 2 mm.
- (b) \dot{y} An opening for a metal pipe must-
 - (i) \dot{y} be neatly formed, cut or drilled; and

- (ii) ý be no closer than 200 mm to any other service penetration; and
 - (iii) ý accommodate only one pipe.
- (c) ý A metal pipe must be wrapped but must not be lagged or enclosed in thermal *insulation* over the length of its penetration of a wall, floor or ceiling unless the lagging or thermal *insulation* fulfils the requirements of Clause 7.
- (d) ý The gap between a metal pipe and the wall, floor or ceiling it penetrates must be fire-stopped in accordance with Clause 7.

4. ý **Pipes penetrating sanitary compartments**

If a pipe of metal or UPVC penetrates the floor of a *sanitary compartment* in accordance with C3.15(e) of the BCA-

- (a) ý the opening must be neatly formed and no larger than is necessary to accommodate the pipe or fitting; and
- (b) ý the gap between pipe and floor must be fire-stopped in accordance with Clause 7.

5. ý **Wires and cables**

If a wire or cable or cluster of wires or cables penetrates a floor, wall or ceiling-

- (a) ý the opening must be neatly formed, cut or drilled and no closer than 50 mm to any other service opening; and
- (b) ý the opening must be no larger in cross-sectional area than-
 - (i) ý 2000 mm² if only a single cable is accommodated and the gap between cable and wall, floor or ceiling is no wider than 15 mm; or
 - (ii) ý 500 mm² in any other case; and
- (c) ý the gap between the service and the wall, floor or ceiling must be fire-stopped in accordance with Clause 7.

6. ý **Electrical switches and outlets**

If an electrical switch, outlet, socket or the like is accommodated in an opening or recess in a wall, floor or ceiling-

- (a) ý the opening or recess must not-
 - (i) ý be located opposite any point within 300 mm horizontally or 600 mm vertically of any opening or recess on the opposite side of the wall; or
 - (ii) ý extend beyond half the thickness of the wall; and
- (b) ý the gap between the service and the wall, floor or ceiling must be fire-stopped in accordance with Clause 7.

7. ý **Fire-stopping**

- (a) ý **Material:** The material used for the fire-stopping of service penetrations must be concrete, high-temperature mineral fibre, high-temperature ceramic fibre or other material that does not flow at a temperature below 1120°C when tested in accordance with AS 1038.15, and must have-
 - (i) ý demonstrated in a system tested in accordance with C3.15(a) of the BCA that it does not impair the *fire-resisting* performance of the building element in which it is installed; or

SUPERCEDED

- (ii) \acute{y} demonstrated in a test in accordance with (e) that it does not impair the *fire-resisting* performance of the test slab.
- (b) \acute{y} **Installation:** Fire-stopping material must be packed into the gap between the service and wall, floor or ceiling in a manner, and compressed to the same degree, as adopted for testing under Clause 7(a)(i) or (ii).
- (c) \acute{y} **Hollow construction:** If a pipe penetrates a hollow wall (such as a stud wall, a cavity wall or a wall of hollow blockwork) or a hollow floor/ceiling system, the cavity must be so framed and packed with fire-stopping material that the material is-
 - (i) \acute{y} installed in accordance with 7(b) to a thickness of 25 mm all round the service for the full length of the penetration; and
 - (ii) \acute{y} restrained, independently of the service, from moving or parting from the surfaces of the service and of the wall, floor or ceiling.
- (d) \acute{y} **Recesses:** If an electrical switch, socket, outlet or the like is accommodated in a recess in a hollow wall or hollow floor/ceiling system-
 - (i) \acute{y} the cavity immediately behind the service must be framed and packed with fire-stopping material in accordance with 7(c); or
 - (ii) \acute{y} the back and sides of the service must be protected with refractory lining board identical with and to the same thickness as that in which the service is installed.
- (e) \acute{y} **Test:** The test to demonstrate compliance of a fire-stopping material with this Specification must be conducted as follows:
 - (i) \acute{y} The test specimen must comprise a concrete slab not less than 1 m square and not more than 100 mm thick, and appropriately reinforced if necessary for *structural adequacy* during manufacture, transport and testing.
 - (ii) \acute{y} The slab must have a hole 50 mm in diameter through the centre and the hole must be packed with the fire-stopping material.
 - (iii) \acute{y} The slab must be conditioned in accordance with AS 1530.4.
 - (iv) \acute{y} Two thermocouples complying with AS 1530.4 must be attached to the upper surface of the packing each about 5 mm from its centre.
 - (v) \acute{y} The slab must be tested on flat generally in accordance with Section 10 of AS 1530.4 and must achieve an FRL of 60/60/60 or as otherwise *required*.

SECTION D ACCESS AND EGRESS

CONTENTS

D1	Provision for Escape
D1.1	Application
D1.2	Number of exits required
D1.3	When fire-isolated exits are required
D1.4	Exit travel distances
D1.5	Distance between alternative exits
D1.6	Dimensions of exits
D1.7	Travel via fire-isolated exits
D1.8	External stairways
D1.9	Travel by non-fire-isolated stairways or ramps
D1.10	Discharge from exits
D1.11	Horizontal exits
D1.12	Non-required stairways, ramps or escalators
D1.13	Number of persons accommodated
D1.14	Measurement of distances
D1.15	Method of measurement
D2	Construction of Exits
D2.1	Application of Part
D2.2	Fire-isolated stairways and ramps
D2.3	Non-fire-isolated stairways and ramps
D2.4	Separation of rising and descending stair flights
D2.5	Open access ramps and balconies
D2.6	Smoke lobbies
D2.7	Installations in exits and paths of travel
D2.8	Enclosure of space under stairs and ramps
D2.9	Width of stairways
D2.10	Pedestrian ramps
D2.11	Fire-isolated passageways
D2.12	Roof as open space
D2.13	Treads and risers
D2.14	Landings
D2.15	Thresholds
D2.16	Balustrades
D2.17	Handrails

SUPERCEDED

- D2.18 Fixed platforms, walkways, stairways and ladders
- D2.19 Doorways and doors
- D2.20 Swinging doors
- D2.21 Operation of latch
- D2.22 Re-entry from fire-isolated exits
- D2.23 Signs on doors

D3 Access for People with Disabilities

- D3.1 Application of Part
- D3.2 Access to buildings
- D3.3 Parts of buildings to be accessible
- D3.4 Concessions

Specifications

- D1.12 Non-required Stairways, Ramps and Escalators

Appendices

ACT

- D1.101 Notices on fire isolated stairs
- D2.103 Paving surfaces in public areas

NSW

- D2.101 Doors in path of travel in a place of public entertainment

Vic

- D1.101 Exits from plant rooms and lift motor rooms

OBJECTIVE

A building must be so designed and constructed that the following objectives are fulfilled:

Part D1 Provision for Escape

There must be adequate means of escape in the case of fire or other emergency from all parts of the building to a place of safety.

Part D2 Construction of Exits

- (a) √ Stairways, ramps and passageways must be such as to provide safe passage for the users of the building.
- (b) √ Stairways, ramps, floors and balconies, and any roof to which people normally have access, must have bounding walls, balustrades or other barriers where necessary to protect users from the risk of falling.
- (c) √ Vehicle ramps and any floor to which vehicles have access must have kerbs or other barriers where necessary to provide protection to pedestrians and to the structure of the building.

Part D3 Access for People with Disabilities

Reasonable provision must be made in the design of a building, having regard to its use and location, to facilitate access and circulation by people with disabilities.

PART D1 PROVISION FOR ESCAPE

D1.1 Application

This Part does not apply to-

- (a) √ Class 1 or 10 buildings; or
- (b) √ the internal parts of a *sole-occupancy unit* in a Class 2 or 3 building.

D1.2 Number of exits required

- (a) √ **All buildings** - Every building must have at least one *exit* from each *storey*.
- (b) √ **Class 2 to 8 buildings** - In addition to any *horizontal exit*, not less than 2 *exits* must be provided from the following:
 - (i) √ Each *storey* if the building has an *effective height* of more than 25 m.
 - (ii) √ A Class 2 or 3 building subject to C1.5.
- (c) √ **Basements** - In addition to any *horizontal exit*, not less than 2 *exits* must be provided from any *storey* if egress from that *storey* involves a vertical rise within the building of more than 1.5 m, unless-
 - (i) √ the area of the *storey* is not more than 50 m²; and
 - (ii) √ the distance of travel from any point on the floor to a single *exit* is not more than 20 m.
- (d) √ **Class 9 buildings** - In addition to any *horizontal exit*, not less than 2 *exits* must be provided from the following:

SUPERCEDED

- (i) Each *storey* if the building has a *rise in storeys* of more than 6 or an *effective height* of more than 25 m.
- (ii) Any *storey* which includes a *patient care area* in a Class 9a building.
- (iii) Each *storey* in a Class 9b building used as an *early childhood centre*.
- (iv) Each *storey* in a primary or secondary *school* with a rise of 2 or more *storeys*.
- (v) Any *storey* or *mezzanine* that accommodates more than 50 persons, calculated under D1.13.

NSW D1.2(d)(vi)

- (e) **Exits from divided patient care areas:** In a Class 9a building, at least one *exit* must be provided from every part of a *storey* which has been divided into *fire compartments* in accordance with C2.5.
- (f) **Exits in open spectator stands:** In an *open spectator stand* containing more than one tier of seating, every tier must have not less than 2 stairways or ramps, each forming part of the path of travel to not less than 2 *exits*.
- (g) **Access to exits** - Without passing through another *sole-occupancy unit* every occupant of a *storey* or part of a *storey* must have access to-
 - (i) *an exit*; or
 - (ii) at least 2 *exits*, if 2 or more *exits* are *required*.

D1.3 When fire-isolated exits are required

- (a) **Class 2 and 3 buildings:** Every *required exit* must be fire-isolated unless it connects not more than-
 - (i) 3 consecutive *storeys* in a Class 2 building; or
 - (ii) 2 consecutive *storeys* in a Class 3 building,and one extra *storey* may be included if it is only for the accommodation of motor vehicles or for other ancillary purposes.
- (b) **Class 5 to 9 buildings:** Every *required exit* must be fire-isolated unless-
 - (i) in a Class 9a building - it does not connect or pass through more than 2 consecutive *storeys* in areas other than *patient care areas*; or
 - (ii) it is part of an *open spectator stand*; or
 - (iii) in any other case, it does not connect or pass through more than 2 consecutive *storeys* or 3 consecutive *storeys* if the building has a *sprinkler system* installed throughout.

D1.4 Exit travel distances

- (a) **Class 2 and 3 buildings -**
 - (i) The entrance doorway of any *sole-occupancy unit* must be not more than
 - (A) 6 m from an *exit* or from a point from which travel in different directions to 2 *exits* is available; or
 - (B) 20 m from a single *exit* serving the *storey* at the level of egress to a road or *open space*; and
 - (ii) no point on the floor of a room which is not in a *sole-occupancy unit* must be more than 20 m from an *exit* or from a point at which travel in different directions to 2 *exits* is available.

SUPERCEDED

SUPERCEDED

- (b) \dot{y} **Class 4 parts** - The entrance doorway to any Class 4 part must be not more than 6 m from an *exit* or a point from which travel in different directions to 2 *exits* is available.
- (c) \dot{y} **Class 5 to 9 buildings** - Subject to (d), (e) and (f)-
 - (i) \dot{y} no point on a floor must be more than 20 m from an *exit*, or a point from which travel in different directions to 2 *exits* is available, in which case the maximum distance to one of those *exits* must not exceed 40 m; and
 - (ii) \dot{y} in a Class 5 or 6 building, the distance to a single *exit* serving a *storey* at the level of access to a road or *open space* may be increased to 30 m.
- (d) \dot{y} **Class 9a buildings** - In a *patient care area* in a Class 9a building-
 - (i) \dot{y} no point on the floor must be more than 12 m from a point from which travel in different directions to 2 of the *required exits* is available; and
 - (ii) \dot{y} the maximum distance to one of those *exits* must not be more than 30 m from the starting point.
- (e) \dot{y} **Open spectator stands** - The distance of travel to an *exit* in a Class 9b building used as an *open spectator stand* must be not more than 60 m.
- (f) \dot{y} **Assembly buildings** - In a Class 9b building other than a *school* or *early childhood centre*, the distance to one of the *exits* may be 60 m if-
 - (i) \dot{y} the path of travel from the room concerned to that *exit* is through another area which is a corridor, hallway, lobby, ramp or other circulation space; and
 - (ii) \dot{y} the room is smoke-separated from the circulation space by construction having an FRL of not less than 60/60/60 with every doorway in that construction protected by a tight fitting self-closing solid-core door not less than 35 mm thick; and
 - (iii) \dot{y} the maximum distance of travel does not exceed 40 m within the room and 20 m from the doorway to the room through the circulation space to the *exit*.

D1.5 Distance between alternative exits

Exits that are *required* as alternative means of egress must be-

- (a) \dot{y} distributed as uniformly as practicable within or around the *storey* served and in positions where unobstructed access to at least 2 *exits* is readily available from all points on the floor including lift lobby areas; and
- (b) \dot{y} not less than 9 m apart; and
- (c) \dot{y} not more than-
 - (i) \dot{y} in a Class 2 or 3 building - 45 m apart ; or
 - (ii) \dot{y} in a Class 9a building - if such *required exits* serve a *patient care area*, 45 m apart; or
 - (iii) \dot{y} in all other cases - 60 m apart ; and
- (d) \dot{y} located so that alternative paths of travel do not converge such that they become less than 6 m apart.

D1.6 Dimensions of exits

In a *required exit* or path of travel to an *exit*-

SUPERCEDED

SUPERCEDED

- (a) ∫ the unobstructed height throughout must be not less than 2 m; except the unobstructed height of any doorway may be reduced to not less than 1980 mm; and
 - (b) ∫ if the *storey* or *mezzanine* accommodates not more than 100 persons, the unobstructed width except for doorways must be not less than-
 - (i) ∫ 1 m; or
 - (ii) ∫ 1.8 m in a passageway, corridor or ramp normally used for the transportation of patients in beds within a *treatment area* or *ward area*; and
 - (c) ∫ if the *storey* or *mezzanine* accommodates more than 100 persons but not more than 200 persons, the aggregate width, except for doorways, must be not less than-
 - (i) ∫ 1 m plus 250 mm for each 25 persons (or part) in excess of 100; or
 - (ii) ∫ 1.8 m in a passageway, corridor or ramp normally used for the transportation of patients in beds within a *treatment area* or *ward area*; and
 - (d) ∫ if the *storey* or *mezzanine* accommodates more than 200 persons, the aggregate width, except for doorways, must be increased to-
 - (i) ∫ 2 m plus 500 mm for every 60 persons (or part) in excess of 200 persons if egress involves a change in floor level by a stairway or ramp with a gradient steeper than 1 in 12; or
 - (ii) ∫ in any other case, 2 m plus 500 mm for every 75 persons (or part) in excess of 200; and
 - (e) ∫ in an *open spectator stand* which accommodates more than 2000 persons the aggregate width except for doorways must be increased to 17 m plus a width (in metres) equal to the number in excess of 2000 divided by 600; and
 - (f) ∫ the width of a doorway must be not less than-
 - (i) ∫ in *patient care areas* through which patients would normally be ∫ transported in beds, if the door opens into a corridor of width-
 - (A) ∫ greater than 1.8 m and less than 2.2 m - 1200 mm; or
 - (B) ∫ not less than 2.2 m - 1070 mm; or
 - (ii) ∫ in *patient care areas* in a *horizontal exit* - 1250 mm; or
 - (iii) ∫ * * * * *
 - (iv) ∫ the width of each *exit* provided to comply with (b), (c), (d) or (e), minus 250 mm, or
 - (v) ∫ in any other case except where it opens to a *sanitary compartment* or bathroom - 750 mm wide; and
- NSW D1.6(f)(vi)
- (g) ∫ the width of a *required exit* must not diminish in the direction of travel to a road or *open space*, except where the width is increased in accordance with (b)(ii) or (f)(i).
- NSW D1.6(h)

D1.7 Travel via fire-isolated exits

- (a) ∫ A doorway from a room must not open directly into a stairway, passageway or ramp that is *required* to be fire-isolated unless it is from-

SUPERCEDED

SUPERCEDED

- (i) ý a public lobby, corridor, hallway, or the like; or
 - (ii) ý a *sole-occupancy unit* occupying all of a *storey*; or
 - (iii) ý a *sanitary compartment*, airlock or the like.
- (b) ý Each *fire-isolated stairway* or *fire-isolated ramp* must provide independent egress from each *storey* served and discharge directly, or by way of its own *fire-isolated passageway*-
- (i) ý to a road or *open space*; or
 - (ii) ý to a point-
 - (A) ý in a *storey* or space, within the confines of the building, that is used only for pedestrian movement, car parking or the like and is enclosed for no more than 1/3 of its perimeter; and
 - (B) ý from which an unimpeded path of travel, not further than 20 m, is available to a road or *open space*; or
 - (iii) ý into a covered area that-
 - (A) ý adjoins a road or *open space*; and
 - (B) ý is open for at least 1/3 of its perimeter; and
 - (C) ý has an unobstructed clear height throughout, including the perimeter openings, of not less than 3 m; and
 - (D) ý provides an unimpeded path of travel from the point of discharge to the road or *open space* of not more than 6 m.
- (c) ý (i) Where travel from the point of discharge necessitates passing within 6 m of any part of an *external wall* of the same building, measured at right angles to the path of travel, that part of the wall must be adequately protected.
- (ii) ý A wall satisfies (i) if it has-
 - (A) ý an FRL of at least 60/60/60; and
 - (B) ý any openings protected internally in accordance with C3.4.
- (d) ý If more than 2 access doorways, not from a *sanitary compartment* or the like, open to a *required fire-isolated exit* in the same *storey*-
- (i) ý a smoke lobby in accordance with D2.6 must be provided; or
 - (ii) ý the *exit* must be pressurised in accordance with AS 1668.1.
- (e) ý A ramp must be provided at any change in level less than 600 mm in a *fire-isolated passageway* in a Class 9 building.

D1.8 External stairways

An external stairway may serve as a *required exit* instead of a *fire-isolated stairway* in a building with an *effective height* of not more than 25 m if the stairway (including any connecting access bridges) is of *non-combustible* construction throughout, and-

- (a) ý if any part of the stairway is exposed to, and less than 6 m from, a *window*, doorway, except a doorway complying with C3.4 serving the external stairway, or the like in an *external wall* of the building served by the stairway-
 - (i) ý the stairway must be enclosed for its full height above the lowest level of the *window* or doorway by *non-combustible* construction with an FRL of not less than 60/60/60; and

SUPERCEDED

SUPERCEDED

- (ii) \dot{y} no *window* or the like in the enclosing walls of the stairway must be within 6 m if it is unprotected, or 3 m if it is protected in accordance with C3.4, of any *window*, doorway or the like in the *external walls* of the building; or
- (b) \dot{y} if any part of the stairway is exposed to, and less than 6 m but more than 3 m from, a *window*, doorway or the like in an *external wall* of the building, the *window*, doorway or the like must be protected in accordance with C3.4.

D1.9 Travel by non-fire-isolated stairways or ramps

- (a) \dot{y} A non-*fire-isolated stairway* or *ramp* serving as a *required exit* must provide a continuous means of travel by its own flights of stairs and landings from every *storey* served to the level at which egress to a road or *open space* is provided.
- (b) \dot{y} In a Class 2, 3 or 4 building, the distance between the doorway of a room or *sole-occupancy unit* and the point of egress to a road or *open space* by way of a stairway or ramp that is not fire-isolated and is *required* to serve that room or *sole-occupancy unit* must not exceed-
 - (i) \dot{y} 30 m in a building of Type C construction; or
 - (ii) \dot{y} 60 m in all other cases.
- (c) \dot{y} In a Class 5 to 9 building, the distance from any point on a floor to a point of egress to a road or *open space* by way of a *required non-fire-isolated stairway* or ramp must not exceed 80 m.
- (d) \dot{y} In a Class 2, 3 or 9a building, a *required non-fire-isolated stairway* or ramp must discharge at a point not more than-
 - (i) \dot{y} 15 m from a doorway providing egress to a road or *open space* or from a *fire-isolated passageway* leading to a road or *open space*; or
 - (ii) \dot{y} 30 m from one of 2 such doorways or passageways if travel to each of them from the non *fire-isolated stairway* or *ramp* is in opposite or approximately opposite directions.
- (e) \dot{y} In a Class 5 to 8 or 9b building, a *required non fire-isolated stairway* or ramp must discharge at a point not more than-
 - (i) \dot{y} 20 m from a doorway providing egress to a road or *open space* or from a *fire-isolated passageway* leading to a road or *open space*; or
 - (ii) \dot{y} 40 m from one of 2 such doorways or passageways if travel to each of them from the non *fire-isolated stairway* or *ramp* is in opposite or approximately opposite directions.
- (f) \dot{y} In a Class 2 or 3 building, if 2 or more *exits* are *required* and are provided by means of internal non-*fire-isolated stairways* or non-*fire-isolated ramps*, each *exit* must-
 - (i) \dot{y} provide separate egress to a road or *open space*; and
 - (ii) \dot{y} be suitably smoke-separated from each other at the level of discharge.

D1.10 Discharge from exits

- (a) \dot{y} An *exit* must not be blocked at the point of discharge and where necessary, suitable barriers must be provided to prevent vehicles from blocking the *exit*, or access to it.
- (b) \dot{y} If a *required exit* leads to an *open space*, the path of travel to the road must have an unobstructed width throughout of not less than-

SUPERCEDED

SUPERCEDED

- (i) \dot{y} the minimum width of the *required exit*; or
 - (ii) 1 m, \dot{y} whichever is the greater. \dot{y}
- (c) \dot{y} If an *exit* discharges to *open space* that is at a different level than the public road to which it is connected, the path of travel to the road must be by-
- (i) \dot{y} a ramp or other incline having a gradient not steeper than 1:8 at any part, or not steeper than 1:14 if *required* by Part D3; or
 - (ii) \dot{y} except if the *exit* is from a Class 9a building, a stairway complying with the BCA.
- (d) \dot{y} The discharge point of alternative *exits* must be located as far apart as practical.
- (e) \dot{y} In a Class 9b building which is an *open spectator stand* that accommodates more than 500 persons, a *required* stairway or *required* ramp must not discharge to the ground in front of the stand.
- NSW D1.10(f)
- (f) \dot{y} In a Class 9b building containing an auditorium which accommodates more than 500 persons, not more than 2/3 of the *required* width of *exits* must be located in the main entrance foyer.

D1.11 Horizontal exits

- (a) \dot{y} *Horizontal exits* must not be counted as *required exits*-
- (i) \dot{y} between *sole-occupancy units*; or
 - (ii) \dot{y} in a Class 9b building used as an *early childhood centre*, primary or secondary school.
- (b) \dot{y} In a Class 9a building, *horizontal exits* may be counted as *required exits* if the path of travel from a *fire compartment* leads by one or more *horizontal exits* directly into another *fire compartment* which has at least one *required exit* which is not a *horizontal exit*.
- (c) \dot{y} In any other case, *horizontal exits* must not comprise more than half of the *required exits* from any part of a *storey* divided by a *fire wall*; and
- (d) \dot{y} *Horizontal exits* must have a clear area on each side of the *fire wall* to accommodate the total number of persons (calculated under D1.13) from both parts of the *storey*, of not less than-
- (i) \dot{y} 2.5 m² per patient in a Class 9a building; and
 - (ii) \dot{y} 0.5 m² per person in any other case.

D1.12 Non-required stairways, ramps or escalators

An escalator, moving walkway or non-*required* non-*fire-isolated stairway* or pedestrian ramp-

- (a) \dot{y} must not be used in a *patient care area* in a Class 9a building; and
- (b) \dot{y} may connect any number of *storeys* if it is-
- (i) \dot{y} in an *open spectator stand* or indoor sports stadium; or
 - (ii) \dot{y} in a carpark or an *atrium*; or
 - (iii) \dot{y} outside a building; or

SUPERCEDED

SUPERCEDED

- (iv) \dot{y} in a Class 5 or 6 building that is sprinklered throughout, where the escalator, walkway, stairway or ramp complies with Specification D1.12; and
- (c) \dot{y} except where permitted in (b) must not connect more than-
 - (i) \dot{y} 3 storeys if each of those storeys is provided with a *sprinkler system* throughout; or
 - (ii) 2 storeys, \dot{y} provided that in each case, those storeys must be consecutive, and one of \dot{y} those storeys is situated at a level at which there is direct egress to a road or \dot{y} open space; and \dot{y}
- (d) \dot{y} except where permitted in (b) or (c), must not connect, directly or indirectly, more than 2 storeys at any level in Class 5, 6, 7, 8 or 9 building and those storeys must be consecutive.

D1.13 Number of persons accommodated

The number of persons accommodated in a *storey*, room or *mezzanine* must be determined with consideration to the purpose for which it is used and the layout of the floor area by-

- (a) \dot{y} calculating the sum of the numbers obtained by dividing the floor area of each part of the *storey* by the number of square metres per person listed in Table D1.13 according to the use of that part, excluding spaces set aside for-
 - (i) \dot{y} lifts, stairs, ramps and escalators, corridors, hallways, lobbies and the like; and
 - (ii) \dot{y} service ducts and the like, *sanitary compartments* or other ancillary uses; or
- (b) \dot{y} reference to the seating capacity in an *assembly building* or room; or
- (c) any other suitable means of assessing its capacity.

[NSW Table D1.13](#)

[TAS Table D1.13](#)

[WA Table D1.13](#)

Table D1.13 AREA PER PERSON ACCORDING TO USE

TYPE OF USE	m ² per person
Art gallery, exhibition area, museum	4
Bar, cafe, church, dining room	1
Board room	2
Boarding House	15
Computer room	25
Court room -judicial area	10
-public seating	1
Dance floor	0.5
Dormitory	5
Early childhood centre	4
Factory - (a) machine shop, fitting shop or like place for cutting, for cutting, grading, finishing or fitting of metals or glass, except in the fabrication of structural steelwork or manufacture of vehicles or bulky products	5

SUPERCEDED

(b)	areas used for fabrication and processing other than those in (a)	50
(c)	a space in which the layout and natural use of fixed plant or equipment determine the number of persons who will occupy the space during working hours	Area per person determined by the use of the or equipment
Garage -	public	30
Gymnasium		3
Hostel, hotel, motel, guest house		15
Indoor sports stadium -	arena	10
Kiosk		1
Kitchen, laboratory, laundry		10
Library	-reading space	2
	-storage space	30
Office, including one for typewriting or document copying		10
Patient care areas		10
Plant Room for	-ventilation, electrical or other service units	30
	-boilers or power plant	50
Reading Room		2
Restaurant		1
School	- general classroom	2
	- multi-purpose hall	1
	- staff room	10
	- trade and practical area	4
	-primary	
	-secondary	As for workshop
Shop	- space for sale of goods-	
(a)	at a level entered direct from the open air or any lower level	3
(b)	all other levels	5
Showroom -	display area, covered mall or arcade	5
Skating rink, based on	rink area	1.5
Spectator stand, audience viewing area:		
-standing viewing area		0.3
-removable seating		1
-fixed seating (number of seats)		
-bench seating (450 mm/person)		
Storage space		30
Swimming pool, based on	pool area	1.5
Switch room, transformer room		30
Telephone exchange -	private	30
Theatre and public halls		1.2
Theatre dressing room		4
Transport terminal		2
Workshop -	for maintenance staff	30
	- or manufacturing processes	As for Factory

D1.14 Measurement of distances

The nearest part of an *exit* means in the case of-

SUPERCEDED

SUPERCEDED

- (a) a *fire-isolated stairway*, *fire-isolated passageway*, or *fire-isolated ramp*, the nearest part of the doorway providing access to them;
- (b) a non-*fire-isolated stairway*, the nearest part of the nearest riser;
- (c) a non-*fire-isolated ramp*, the nearest part of the junction of the floor of the ramp and the floor of the *storey*;
- (d) a doorway opening to a road or *open space*, the nearest part of that doorway;
- (e) a *horizontal exit*, the nearest part of the doorway.

D1.15 Method of measurement

The following rules apply:

- (a) ŷ In the case of a room that is not a *sole-occupancy unit* in a Class 2 or Class 3 building or a Class 4 part, the distance includes the straight-line measurement from any point on the floor of the room to the nearest part of a doorway leading from it, together with the distance from that part of the doorway to the single *required exit* or point from which travel in different directions to 2 *required exits* is available.
- (b) ŷ Subject to (d), the distance from the doorway of a *sole-occupancy unit* in a Class 2 or Class 3 building or a Class 4 part is measured in a straight line to the nearest part of the *required single exit* or point from which travel in different directions to 2 *required exits* is available.
- (c) ŷ Subject to (d), the distance between *exits* is measured in a straight line between the nearest parts of those *exits*.
- (d) ŷ Only the shortest distance is taken along a corridor, hallway, external balcony or other path of travel that curves or changes direction.
- (e) ŷ If more than one corridor, hallway, or other internal path of travel connects *required exits*, the measurement is along the path of travel through the point at which travel in different directions to those *exits* is available.
- (f) ŷ If a wall (including a demountable *internal wall*) that does not bound-
 - (i) ŷ a room; or
 - (ii) ŷ a corridor, hallway or the like,causes a change of direction in proceeding to a *required exit*, the distance is measured along the path of travel past that wall.
- (g) ŷ If permanent fixed seating is provided, the distance is measured along the path of travel between the rows of seats.
- (h) ŷ In the case of a non *fire-isolated stairway* or non *fire-isolated ramp*, the distance is measured along a line connecting the nosings of the treads, or along the slope of the ramp, together with the distance connecting those lines across any intermediate landings.

ACT D1.101

VIC D1.101

PART D2 CONSTRUCTION EXITS

D2.1 Application of Part

WA D2.1

Except for D2.13 and D2.16, this Part does not apply to-

SUPERCEDED

- (a) ý a Class 1 or Class 10 building; or
- (b) ý the internal parts of a *sole-occupancy unit* in a Class 2 or Class 3 building or a Class 4 part.

D2.2 Fire-isolated stairways and ramps

A stairway or ramp (including any landings) that is *required* to be within a *fire-resisting shaft* must be constructed-

- (a) ý of *non-combustible* materials; and
- (b) ý so that if there is local failure, it will not cause structural damage to, or impair the fire-resistance of, the *shaft*.

D2.3 Non-fire-isolated stairways and ramps

In a building having a rise of more than 2 *storeys*, *required* stairs and ramps (including landings and any supporting structural members) which are not *required* to be within a *fire-resisting shaft*, must be constructed according to D2.2, or only of-

- (a) ý reinforced or prestressed concrete; or
- (b) ý steel in no part less than 6 mm thick; or
- (c) ý timber that-
 - (i) ý has a finished thickness of not less than 44 mm; and
 - (ii) ý has an average density of not less than 800 kg/m³ at a moisture content of 12%; and
 - (iii) ý has not been joined by means of glue unless it has been laminated and glued with resorcinol formaldehyde or resorcinol phenol formaldehyde glue.

D2.4 Separation of rising and descending stair flights

If a stairway serving as an *exit* is *required* to be fire-isolated-

- (a) ý there must be no direct connection between-
 - (i) ý a flight of stairs rising from a *storey* below the lowest level of access to a road or *open space*; and
 - (ii) ý a flight of stairs descending from a *storey* above that level; and
- (b) ý any construction that separates or is common to the rising and descending flights of stairs must be *non-combustible* and have an FRL of not less than 60/60/60.

D2.5 Open access ramps and balconies

Where an open access ramp or balcony forms part of a *required exit*, it must-

- (a) ý have ventilation openings to the outside air which-
 - (i) ý have a total unobstructed area not less than the floor area of the ramp or balcony; and
 - (ii) ý are evenly distributed along the open sides of the ramp or balcony; and
- (b) ý not be enclosed on its open sides above a height of 1 m except by an open grille or the like having a free air space of not less than 75% of its area.

D2.6 Smoke lobbies

A smoke lobby *required* by D1.7 must-

- (a) ∫ have a floor area not less than 6 m²; and
- (b) ∫ be separated from the occupied areas in the *storey* by walls which are impervious to smoke, and-
 - (i) ∫ have an FRL of not less than 60/60/- (which may be fire-protective grade plasterboard, gypsum block with set plaster, face brickwork, glass blocks or glazing); and
 - (ii) ∫ extend from slab to slab, or to the underside of a ceiling with a *resistance to the incipient spread of fire* of 60 minutes which covers the lobby; and
 - (iii) ∫ construction joints between the top of the walls and the floor slab, roof or ceiling must be smoke sealed with intumescent putty or other suitable material; and
- (c) ∫ at any opening from the occupied areas, have smoke doors complying with Clause 3 of Specification C3.4 except that the smoke sensing device need only be located on the approach side of the opening; and
- (d) ∫ be pressurised as part of the *exit* if the *exit* is *required* to be pressurised under E2.2.

D2.7 Installations in exits and paths of travel

- (a) ∫ Access to service *shafts* and services other than to fire-fighting or detection equipment as permitted in Section E, must not be provided from a *fire-isolated stairway, passageway or ramp*.
- (b) ∫ An opening to any chute or duct conveying hot products of combustion must not be located in any part of a *required exit* or any corridor, hallway, lobby or the like leading to a *required exit*.
- (c) ∫ Gas or other fuel services must not be installed in a *required exit*.
- (d) ∫ Services or equipment must not be installed in a *required exit* or in any corridor, hallway, lobby or the like leading to a *required exit* if it comprises-
 - (i) ∫ electricity meters, distribution boards or ducts; or
 - (ii) ∫ central telecommunications distribution boards or equipment; or
 - (iii) ∫ electrical motors or other motors serving equipment in the building, unless it is enclosed by *non-combustible* construction or a *fire-protective covering* with doorways or openings suitably sealed against smoke spreading from the enclosure.

D2.8 Enclosure of space under stairs and ramps

- (a) ∫ **Fire-isolated stairways and ramps** - If the space below a *required fire-isolated stairway* or ramp is within the fire-isolated *shaft*, it must not be enclosed to form a cupboard or similar enclosed space.
- (b) ∫ **Non-fire-isolated stairways and ramps** - The space below a *required non-fire-isolated stairway* (including an external stairway) or *ramp* must not be enclosed to form a cupboard or other enclosed space unless-
 - (i) ∫ the enclosing walls and ceilings have an FRL of not less than 60/60/60; and

- (ii) any access doorway to the enclosed space is fitted with a self-closing - /60/30 fire door.

D2.9 Width of stairways

- (a) $\dot{\gamma}$ The *required* width of a stairway must-
 - (i) $\dot{\gamma}$ be measured clear of all obstructions such as handrails, projecting parts of balustrades, and the like; and
 - (ii) $\dot{\gamma}$ extend without interruption, except for ceiling cornices, to a height not less than 2 m vertically above a line along the nosings of the treads or the floor of the landing.
- (b) $\dot{\gamma}$ A *required* stairway that exceeds 2 m in width is counted as having a width of only 2 m unless it is divided by a balustrade or handrail continuous between landings and each division is less than 2 m wide.

D2.10 Pedestrian ramps

- (a) $\dot{\gamma}$ A *fire-isolated ramp* may be substituted for a *fire-isolated stairway* if the construction enclosing the ramp and the width and ceiling height comply with the requirements for a *fire-isolated stairway*.
- (b) $\dot{\gamma}$ A ramp serving as a *required exit* must have a gradient not steeper than-
 - (i) $\dot{\gamma}$ 1:12 in *patient care areas* in a Class 9a building; or
 - (ii) $\dot{\gamma}$ that *required* by Part D3 if applicable; or
 - (iii) $\dot{\gamma}$ 1:8 in any other case.
- (c) $\dot{\gamma}$ The floor surface of a ramp must have a non-slip finish.

D2.11 Fire-isolated passageways

- (a) $\dot{\gamma}$ The enclosing construction of a *fire-isolated passageway* must be *non-combustible* and have an FRL when tested for a fire outside the passageway in another part of the building of-
 - (i) $\dot{\gamma}$ if the passageway discharges from a *fire-isolated stairway* or *ramp* - not less than that *required* for the stairway or ramp *shaft*; or
 - (ii) $\dot{\gamma}$ in any other case - not less than 60/60/60.
- (b) $\dot{\gamma}$ Notwithstanding (a)(ii), the top construction of a *fire-isolated passageway* need not have an FRL if the walls of the *fire-isolated passageway* extend to the underside of-
 - (i) $\dot{\gamma}$ a *non-combustible* roof covering; or
 - (ii) $\dot{\gamma}$ a ceiling having a *resistance to the incipient spread of fire* of not less than 60 minutes separating the roof space or ceiling space in all areas surrounding the passageway within the *fire compartment*.

D2.12 Roof as open space

If an *exit* discharges to a roof of a building, the roof must-

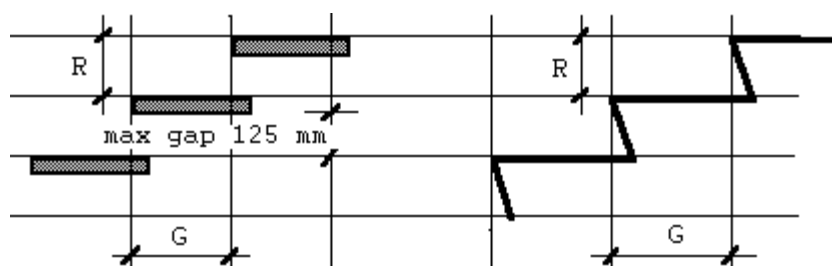
- (a) $\dot{\gamma}$ have an FRL of not less than 120/120/120; and
- (b) $\dot{\gamma}$ not have any rooflights or other openings within 3 m of the path of travel of persons using the *exit* to reach a road or *open space*.

D2.13 Treads and risers

- (a) A stairway must be suitable to provide safe passage in relation to the nature, volume and frequency of likely usage.
- (b) A stairway satisfies (a) if it has-
- (i) not more than 18 or less than 2 risers in each flight; and
 - (ii) going (G), riser (R) and quantity (2R + G) in accordance with Table D2.13;
 - (iii) goings and risers that are constant throughout in one flight; and
 - (iv) risers which do not have any openings that would allow a 125 mm sphere to pass through between the treads; and
- ACT D2.13(b)(v)
- (v) treads which have a non-slip finish or a suitable non-skid strip near the edge of the nosings; and
 - (vi) treads of solid construction (not mesh or other perforated material) if the stairway is more than 10 m high or connects more than 3 storeys; and
- NSW D2.13(b)(vii)
- (vii) in a Class 9 building - not more than 36 risers in consecutive flights without a change in direction of at least 30°; and
 - (viii) in the case of a *required* stairway, no stepped quarter landings; and
 - (ix) in the case of a *non-required* stairway, not more than 4 winders in a quarter landing..
- NSW D2.13(b)(x),(xi),(xii)

Table D2.13 RISER AND GOING DIMENSIONS (mm)

	RISER (R)		GOING (G) ^(b)		QUANTITY (2R+G)	
	Max	Min	Max	Min	Max	Min
Public stairs	190	115	355	250	700	550
Private stairs ^(a)	190	115	355	240	700	550



Note: (a) Private stairs are-

- (i) stairs in a Class 1 or 10 building;
 - (ii) stairs in a *sole-occupancy unit* in a Class 2 building or Class 4 part; and
 - (iii) in any building, stairs which are not part of a *required exit* and to which the public do not normally have access.
- (b) The going in tapered treads (except winders in a quarter landing) in a curved or spiral stair is measured-
- (i) 270 mm in from the outer side of the unobstructed width of the stairway if the stairway is less than 1 m wide (applicable to a non-required stairway only); and
 - (ii) 270 mm from each side of the unobstructed width of the stairway if the stairway is 1 m wide or more.

D2.14 Landings

In a stairway-

- (a) √ landings having a maximum gradient of 1:50 may be used in any building to limit the number of risers in each flight and each landing must-
 - (i) √ be not less than 750 mm long measured 500 mm from the inside edge of the landing; and
 - (ii) √ have a non-slip finish throughout or a suitable non-skid strip near the edge of the landing where it leads to a flight of stairs below; and
- (b) √ in a Class 9a building-
 - (i) √ the area of any landing must be sufficient to move a stretcher, 2 m long and 600 mm wide, at a gradient not more than the gradient of the stairs, with at least one end of the stretcher on the landing while changing direction between flights; or
 - (ii) √ the stair must have a change of direction of 180°, and the landing a clear width of not less than 1.6 m and a clear length of not less than 2.7 m.

D2.15 Thresholds

The threshold of a doorway must not incorporate a step or ramp at any point closer to the doorway than the width of the door leaf unless-

- (a) √ in *patient care areas* in a Class 9a building, the door sill is not more than 25 mm above the finished floor level to which the doorway opens; or

NSW D2.15(b)

- (b) √ in other cases-

- (i) √ the doorway opens to a road, *open space*, external stair landing or external balcony; and
- (ii) √ the door sill is not more than 190 mm above the finished surface of the ground, balcony, or the like, to which the doorway opens.

NSW D2.15(c)

D2.16 Balustrades

- (a) √ A continuous balustrade must be provided along the side of any roof to which public access is provided, any stairway or ramp, any floor, corridor, hallway, balcony, verandah, *mezzanine*, access bridge or the like and along the side of any path of access to a building, if-
 - (i) √ it is not bounded by a wall; and
 - (ii) √ its level is more than 1 m above the floor or ground surface beneath, except at the perimeter of a *stage*, rigging loft, loading dock or area accessible only to maintenance staff or the like.
- (b) √ A *required* balustrade must restrict persons accidentally falling from the floor.
- (c) √ A balustrade in-
 - (i) √ *fire-isolated stairways*, *fire-isolated ramps* and other areas used primarily for emergency purposes, excluding external stairways and external ramps; and

SUPERCEDED

- (ii) √ Class 7 (other than public carparks) and Class 8 buildings and parts of buildings containing those classes, √ satisfies (b) if it complies with (g) and (h)(i). √
- (d) √ A balustrade in stairways and ramps, other than those covered in (c), satisfies (b) if it complies with (g) and (h)(ii).
- (e) √ A balustrade along the side of a horizontal or near horizontal surface such as a
 - (i) √ roof to which public access is provided and any path of access to a building; and
 - (ii) √ floor, corridor, hallway, balcony, verandah, *mezzanine*, access bridge or the like, √satisfies (b) if it complies with (g) and (h)(ii). √
- (f) √ A balustrade or other barrier in front of fixed seating on a *mezzanine* or balcony within an auditorium in a Class 9b building satisfies (b) if it complies with (g)(iv) and (h)(ii).
- (g) √ The height of a balustrade satisfies (b) if it is constructed in accordance with the following:
 - (i) √ The height is not less than 865 mm above the nosings of the stair treads or the floor of a ramp.
 - (ii) √ The height is not less than-
 - (A) √ 1 m above the floor of any access path, balcony, landing or the like; or
 - (B) √ 865 mm above the floor of a landing to a stair or ramp where the balustrade is provided along the inside edge of the landing and does not exceed a length of 500 mm.
 - (iii) √ A transition zone may be incorporated where the balustrade height changes from 865 mm on the stair flight or ramp to 1 m at the landing.
NSW D2.16(g)(iv)
 - (iv) √ For a balustrade provided under (f), the height above the floor is not less than-
 - (A) √ 1 m; or
 - (B) √ 700 mm and a horizontal projection extends not less than 1 m outwards from the top of the balustrade.
- (h) √ Openings in a balustrade satisfy (b) if the balustrade is constructed in accordance with the following:
 - (i) √ For balustrades provided under (c)-
 - (A) √ the space between balusters or the width of any opening in the balustrade (including any openable window or panel) is not more than 300 mm; or
 - (B) √ where rails are used, a rail is provided at a height of not more than 150 mm above the nosings of the stair treads or the floor of the landing, balcony or the like and the space between rails is not more than 460 mm.
 - (ii) √ For balustrades other than those provided under (c), any opening does not permit a 125 mm sphere to pass through it and for stairs, the space is tested above the nosings.

SUPERCEDED

QLD D2.16(i)

WA D2.16(i)

D2.17 Handrails

- (a) √ Suitable handrails must be provided where necessary to assist and provide stability to persons using a ramp or stairway.
- (b) √ Except for handrails referred to in (d), handrails satisfy (a) if they are-
- (i) √ located along at least one side of the ramp or flight of stairs; and
 - (ii) √ located along each side if the total width of the stairway or ramp is 2 m or more; and
 - (iii) √ not more than 2 m apart in the case of intermediate handrails; and
 - (iv) √ in a Class 9b building used as a primary *school*, fixed at a height of not less than 865 mm with a second rail fixed at a height of not less than 700 mm; and
 - (v) √ in any other case, fixed at a height of not less than 865 mm above the nosings of stair treads and the floor surface of the ramp, landing, or the like; and
 - (vi) √ continuous between stair flight landings and have no obstruction on or above them that will tend to break a hand-hold.

SA D2.17(c)

- (c) √ Handrails in a Class 9a building must be provided along at least one side of every passageway or corridor used by patients, and must be-
- (i) √ fixed not less than 50 mm clear of the wall; and
 - (ii) √ where practicable, continuous for their full length.

D2.18 Fixed platforms, walkways, stairways and ladders

QLD D2.18

- (a) √ In machinery rooms, boiler houses, lift-motor rooms, plant-rooms and the like, fixed platforms, walkways, stairways and ladders must provide safe means of access, egress and working conditions at places normally used by operating, inspection, maintenance and service personnel.
- (b) √ Fixed platforms, walkways, stairways and ladders, and any tread and riser, landing, balustrade or handrail attached thereto, satisfy (a) if they comply with AS 1657.

D2.19 Doorways and doors

A doorway serving as a *required exit*, forming part of a *required exit*, or in *patient care areas* of a Class 9a building-

- (a) √ must not be fitted with a revolving door; and
- (b) √ must not be fitted with a roller shutter or tilt-up door unless-
- (i) √ it serves a Class 6, 7 or 8 building or part with a floor area not more than 200 m²; and
 - (ii) √ the doorway is the only *required exit* from the building or part; and
 - (iii) √ it is held in the open position while the building or part is lawfully occupied; and
- (c) √ must not be fitted with a sliding door unless-

SUPERCEDED

- (i) \hat{y} it leads directly to a road or *open space*; and
 - (ii) \hat{y} the door is able to be opened manually under a force of not more than 110 N; and
- (d) \hat{y} if fitted with a door which is power-operated-
- (i) \hat{y} it must be able to be opened manually under a force of not more than 110 N if there is a malfunction or failure of the power source; and
 - (ii) \hat{y} if it leads directly to a road or *open space* it must open *automatically* if there is a power failure to the door or on the activation of a fire or smoke alarm anywhere in the *fire compartment* served by the door.

NSW D2.19(e)

D2.20 Swinging doors

A swinging door in a *required exit* or forming part of a *required exit*-

- (a) \hat{y} must not encroach-
- (i) at any part of its swing by more than 500 mm on the *required* width of a *required* stairway, passageway or ramp, including the landings; and
 - (ii) \hat{y} when fully open, by more than 100 mm on the *required* width of the *required exit*, and
- the measurement of encroachment in each case is to include door handles or other furniture or attachments to the door;
- (b) \hat{y} must swing in the direction of egress unless-
- (i) \hat{y} it serves a building or part with a floor area not more than 200 m², it is the only *required exit* from the building or part and it is fitted with a device for holding it in the open position; or
 - (ii) \hat{y} it serves a *sanitary compartment* or airlock (in which case it may swing in either direction); and
- (c) \hat{y} must not otherwise impede the path or direction of egress.

D2.21 Operation of latch

VIC D2.21

A door in a *required exit*, forming part of a *required exit* or in the path of travel to a *required exit* must be readily openable without a key from the side that faces a person seeking egress, by a single hand downward action or pushing action on a single device which is located between 900 mm and 1.2 m from the floor, except if it-

- (a) \hat{y} it serves a vault, strong-room, *sanitary compartment*, or the like; or
- (b) \hat{y} it serves only, or is within-
- (i) \hat{y} a *sole-occupancy unit* in a Class 2 or 3 building or a Class 4 part; or
 - (ii) \hat{y} a *sole-occupancy unit* with a floor area not more than 200 m² in a Class 5, 6, 7 or 8 building; or
 - (iii) \hat{y} a space which is otherwise inaccessible to persons at all times when the door is locked; or
- (c) \hat{y} it serves an occupancy where special arrangements for security are necessary and it can be immediately unlocked-
- (i) \hat{y} by operating a fail-safe control switch, not contained within a protective enclosure, to actuate a device to unlock the door; or

SUPERCEDED

SUPERCEDED

- (ii) ý by hand by a person or persons, specifically nominated by the owner, properly instructed as to the duties and responsibilities involved and available at all times when the building is lawfully occupied so that persons in the building or part may immediately escape if there is a fire or other emergency; or
- (d) ý it is fitted with a fail-safe device which *automatically* unlocks the door upon the activation of any *sprinkler system* or smoke or thermal detector system installed throughout the building;
- (e) ý serves a *storey* or room accommodating more than 100 persons, determined in accordance with D1.13, in a Class 9b building, other than a school, an *early childhood centre* or a building used for religious purposes, in which case it must be readily openable-
 - (i) ý without a key from the side that faces a person seeking egress; and
 - (ii) ý by a single hand pushing action on a single device such as a panic bar located between 900 mm and 1.2 m from the floor; and
 - (iii) ý where double doors are installed the provisions of (i) and (ii) need only apply to one door.

NSW D2.21(f)

D2.22 Re-entry from fire-isolated exits

Doors must not be locked from inside a *fire-isolated stairway*, *fire-isolated ramp* or *fire-isolated passageway* enclosure to prevent re-entry to the *storey* or room it serves in-

- (a) ý a Class 9a building; or
- (b) ý a building more than 25 m in *effective height* unless all the doors are *automatically* unlocked by a fail-safe device upon the activation of a fire alarm, and-
 - (i) ý at least at every fourth *storey* the doors are not able to be locked and a sign is fixed on it stating that re-entry is available; or
 - (ii) ý an intercommunication system, or an audible or visual alarm system, operated from within the enclosure is provided near the doors and a sign is fixed adjacent to it explaining its purpose and method of operation.

D2.23 Signs on doors

- (a) ý A sign, to alert persons that the operation of certain doors must not be impaired, must be installed where it can readily be seen on, or adjacent to, a-
 - (i) ý (A) *required* fire door providing direct access to a fire isolated *exit*, except a door providing direct egress from a *sole-occupancy unit* in a Class 2 or 3 building or Class 4 part; and
 - (B) *required* smoke door, ý on the side of the door that faces a person seeking egress; and ý
 - (ii) ý (A) fire door forming part of a *horizontal exit*; and
 - (B) ý smoke door that swings in both directions; and
 - (C) door leading from a fire isolated *exit* to a road or *open space*, on each side of the door.

SUPERCEDED

- (b) ý A sign satisfies (a) if it is in capital letters not less than 20 mm high in a colour contrasting with the background and states-
- (i) for an *automatic* door held open by an *automatic* hold-open device-
"FIRE (SMOKE) DOOR - DO NOT OBSTRUCT"; or
 - (ii) ý for a *self-closing* door-
**"FIRE (SMOKE) DOOR
 DO NOT OBSTRUCT
 DO NOT KEEP OPEN"**; or ý
 - (iii) ý for a door discharging from a fire-isolated *exit*-
"FIRE SAFETY DOOR - DO NOT OBSTRUCT".

ACT D2.103

NSW D2.101

PART D3 ACCESS FOR PEOPLE WITH DISABILITIES

D3.1 Application of Part

SA D3.1

This Part applies to all Class 3, 5, 6, 7, 8, 9 and 10a buildings.

D3.2 Access to buildings

Access for people with disabilities must be provided to and within buildings as set out in Table D3.2 by means of a continuous path of travel in accordance with AS 1428.1-

- (a) ý from the allotment boundary at a point of entry from a road to the doorway at the entrance floor; and
- (b) ý from any carparking space on the allotment (whether within or outside the building) provided in accordance with D3.5; and
- (c) ý from any other building on the allotment to which access for people with disabilities is *required*.

SA D3.2(d)

NSW Table D3.2

SA Table D3.2

WA Table D3.2

Table D3.2 REQUIREMENTS FOR ACCESS FOR PEOPLE WITH DISABILITIES

CLASS OF BUILDING ý	ACCESS REQUIREMENTS
Class 3	
(a) Common areas of buildings that are <i>required</i> to be accessible	To and within the public areas on the entrance floor and to every floor containing accommodation <i>required</i> to be accessible
(b) If the building contains-	To and within-
more than 10 units up to 49 units	one <i>sole-occupancy unit</i>
more than 49 but not more than 99	2 <i>sole-occupancy units</i>
more than 99 units	3 <i>sole-occupancy units</i>
(c) If accommodation is provided for more than 10 persons other than in sole-occupancy units-	

SUPERCEDED

up to 49 beds	2 beds
more than 49 but not more than 99	4 beds
more than 99	6 beds

[Note: For the purposes of this Table, a double bed counts as 1 bed]

Class 5 and 6	To and within the entrance floor if its <i>floor area</i> is more than 500 m ²
Class 7	To and within the entrance floor if the total <i>floor area</i> of the building is more than 3000 m ² .
Class 8	To and within the entrance floor if the total <i>floor area</i> of the building, excluding any part used as a laboratory, is more than 1000 m ² .
And Class 5, 6, 7 and 8	To and within any floor if irrespective of <i>floor area</i> , the floor is not more than 190 mm at the point of entrance above or below the adjacent finished ground level; and within any other floor to which vertical access by way of a ramp, step ramp or kerb ramp complying with AS 1428.1 or a passenger lift is provided
Class 9a	To and within all areas normally accessible to the public, patients or staff.
Class 9b- An <i>assembly building</i> not being a <i>school</i> or an <i>early childhood centre</i>	To and within every room that accommodates more than 100 persons, and if fixed seating is provided, not less than 1 wheelchair space for each 200 seats, or part, with a minimum of 2 spaces; and within any other floor to which vertical access by way of a ramp, step ramp or kerb ramp complying with AS 1428.1, or passenger lift is provided.
A <i>school</i>	To every room if no alternative similar facilities to those provided in that room are accessible elsewhere in the school.
An <i>early childhood centre</i>	To and within every room used by children.
Class 10a	To and within any area containing facilities such as a shower or water closet for people with disabilities.

[Note: The calculation of *floor area* and the number of persons accommodated is in accordance with D1.13.]

D3.3 Parts of buildings to be accessible

- (a) √ Access for people with disabilities must be provided-
- (i) √ from the doorway at the entrance floor providing access to any *sanitary compartment required* for the use of people with disabilities; and
 - (ii) √ to areas normally used by the occupants, excluding any plantroom, commercial kitchen, cleaners' store room, maintenance accessway, rigging loft, or the like.
- (b) √ A path of travel providing *required* access must not include a stairway, turnstile, revolving door, escalator or other impediment which would prevent a person in a wheelchair using it.

- (c) \dot{y} Access, finishes and fittings, including passageways, ramps, step ramps or kerb ramps, passenger lifts, signs, doorways and other parts of the building *required* by this Part must comply at least with the provisions of AS 1428.1, excluding any references within that Standard to AS 1735.12.

NSW D3.3(d)

WA D3.3(d)

D3.4 Concessions

It is not necessary to provide access for people with disabilities to-

- (a) more than 30% of the public space in a restaurant, cafe, bar, function room, or the like, in a Class 6 or Class 9b building; or
- (b) a *mezzanine*; or
- (c) a space not regarded as a *storey* by definition; or
- (d) any area if access would be inappropriate because of the particular purpose for which the area is used.

SA D3.4(e)

D3.5 Car parking

Unless a parking service is provided and direct access to the car parking spaces by the general public or occupants is not permitted, car parking spaces for people with disabilities must-

- (a) \dot{y} be provided at the rate of not less than one car parking space for each 100 spaces or part thereof in-
 - (i) \dot{y} a *public carpark required* to be accessible; and
 - (ii) \dot{y} a Class 3 building which contains an accessible *sole-occupancy unit* or accommodation; and
 - (iii) \dot{y} a car parking area on the same allotment as a building *required* to be accessible where more than 10 car parking spaces are provided; and
- (b) \dot{y} comply with requirements for parking in AS 2890.1 for people with disabilities.

SA D3.6

SPECIFICATION D1.12 \dot{y} NON-REQUIRED STAIRWAYS, RAMPS AND ESCALATORS

1. \dot{y} Scope

This Specification contains the requirements to allow non-*required* stairways, ramps or escalators to connect any number of *storeys* in a Class 5 or 6 building. The requirements do not apply in an *atrium* or outside a building.

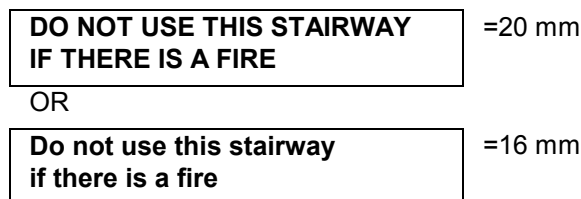
2. \dot{y} Requirements

An escalator, moving walkway or non-*required* non-*fire-isolated stairway* or pedestrian ramp will comply with the requirement of Clause D1.12(b)(iv) if it is constructed as follows:

- (a) \dot{y} the escalator, walkway, stairway or ramp is bounded by a *shaft* of:

- (i) construction with an FRL of not less than 120/120/120 if *loadbearing* or - /120/120 if *non-loadbearing* and if of *lightweight construction* complying with Specification C1.8; or
- (ii) γ glazed construction with an FRL of not less than - /60/30 and protected by a wall wetting system in accordance with Clause 2.4 of Specification G3.8.
- (b) γ the void of each *non-required* stairway, ramp or escalator must not connect more than 2 *storeys*.
- (c) γ rising and descending escalators, walkways, stairways and ramps within one *shaft* must be separated by construction with an FRL of not less than - /60/60.
- (d) γ openings into the *shaft* must be protected by fire doors with an FRL not less than - /60/30.
- (e) γ when a fire door is closed the floor or any covering over the floor beneath the fire door must not be *combustible*.
- (f) γ fire doors must be fitted with smoke seals and the assembly must be tested in accordance with AS 1530.4.
- (g) γ fire doors must be:
 - (i) γ closed and locked for security reasons; or
 - (ii) γ held open and be *automatic* closing.
- (h) γ smoke detectors must be installed on both sides of the opening, not more than 1.5 m horizontal distance from the opening.
- (i) γ in the closed position, fire doors must be openable on a single hand downward action or horizontal pushing action on a single device within the *shaft* and by key only from outside the *shaft*.
- (j) γ a warning sign must be displayed where it can readily be seen outside the *shaft* near all fire doors opening to the *shaft*. The sign must comply with the details and dimensions of Figure D2.

Figure D2 WARNING SIGN FOR NON-REQUIRED STAIRWAY, RAMP OR ESCALATOR



- (k) all doors opening into the *shaft* must be within 20 m of a *required exit*.
- (l) signs showing the direction of the nearest *required exit* must be installed where they can be readily seen.
- (m) materials attached to any wall, ceiling or floor within the *shaft* must have a *Spread-of-Flame Index* of 0 and a *Smoke-Developed Index* of not more than 5.
- (n) emergency lighting must be installed in the *shaft* in accordance with Part E4.4.
- (o) no step or ramp may be closer to the threshold of the doorway than the width of the door leaf.

***** γ

SECTION E SERVICES AND EQUIPMENT

CONTENTS

E1 Fire Fighting Equipment

- E1.1 Application of Part
- E1.2 * * * *
- E1.3 Fire hydrants
- E1.4 Hose reels
- E1.5 Sprinklers
- E1.6 Portable fire extinguishers
- E1.7 Fire and smoke alarms
- E1.8 Fire control centres
- E1.9 Fire precautions during construction
- E1.10 Provision for special hazards

E2 Smoke Control

- E2.1 Application of part
- E2.2 General requirements
- E2.3 Provision for special hazards
- E2.4 Smoke-and-heat vents

E3 Lift Installations

- E3.1 Application of Part
- E3.2 Stretcher facility in lifts
- E3.3 Warning against use of lifts in fire
- E3.4 Emergency lifts
- E3.5 Landings

E4 Emergency Lighting, Exit Signs and Warning Systems

- E4.1 Application of Part
- E4.2 Emergency lighting requirements
- E4.3 Measurement of distance
- E4.4 Design and operation of emergency lighting
- E4.5 Exit signs
- E4.6 Direction signs
- E4.7 Class 2 and 3 buildings and Class 4 parts: Exemptions
- E4.8 Design and operation of exit signs
- E4.9 Emergency warning and intercommunication systems

E5 Maintenance

- E5.1 Application ý
- E5.2 Safety Installations ý
- E5.3 Mechanical ventilation and warm water systems ý

Specifications

- E1.5 Fire Sprinkler Systems ý
- E1.7 Fire Detection and Alarm Systems ý
- E1.8 Fire Control Centres ý
- E2.2 Smoke Exhaust Systems ý

Appendices

Qld

- E101 Protection of Electrical Supply to Essential Services
- Spec E4.9 Manually Operated Electric Emergency Warning Systems

WA

- E2.101 Natural smoke venting

OBJECTIVE

A building must be so designed and constructed that the following objectives are fulfilled:

Part E1 Fire Fighting Equipment

Having regard to the size and use of the building and its Type of construction, adequate inbuilt and external fire protection services must be provided to-

- (a) restrict fire growth to the compartment of origin;
- (b) facilitate the fighting of fire to minimise damage to the building and its contents; and
- (c) prevent fire spread to adjoining buildings or allotments.

Part E2 Smoke Hazard Management

To enable the safe evacuation of occupants of a building before the environment in any escape route becomes untenable in the event of fire.

Part E3 Lift Installations

Suitable lifts must be provided in tall buildings, having regard to the nature of any emergency-

- (a) ŷ to assist in the evacuation of the occupants; and
- (b) ŷ to facilitate access by fire-fighting and other emergency personnel.

Part E4 Emergency Lighting, Exit Signs and Warning Systems

- (a) ŷ Emergency lighting and *exit* signs must be provided where necessary to facilitate safe egress in an emergency upon failure of the normal lighting.
- (b) ŷ Suitable warning and communication systems must be provided where necessary to alert occupants of any emergency, initiate *automatic* counter measures and summon emergency personnel.

Part E5 Maintenance

Equipment, installations and components critical to the safety of the building or the occupants must be adequately maintained in such condition that will enable their proper performance.

PART E1 FIRE FIGHTING EQUIPMENT

E1.1 Application of Part

ACT E1.1

NSW E1.1

SA E1.1

TAS E1.1

VIC E1.1

This Part does not apply to-

- (a) ŷ a Class 1 or Class 10 building; and

(b) ý except for E1.7, a Class 1b building.

E1.2 * * * * *

E1.3 Fire hydrants

(a) ý A suitable fire hydrant system must be provided to serve a building-

- (i) ý having a total *floor area* greater than 500 m²; and
- (ii) ý where an operational fire service is available to attend a building fire.

(b) ý A fire hydrant system satisfies (a) if-

- (i) ý it is installed in accordance with AS 2419.1; and
- (ii) ý internal hydrants serve only the *storey* on which they are located except that a *sole-occupancy unit* -
 - (A) ý in a Class 2 or 3 building or Class 4 part may be served by a single hydrant located at the level of egress from that *sole-occupancy unit*; or
 - (B) ý of not more than 2 *storeys* in a Class 5, 6, 7, 8 or 9 building may be served by a single hydrant located at the level of egress from that *sole-occupancy unit* provided the hydrant can provide coverage to the whole of the *sole-occupancy unit*; and

(iii) ý where an on-site pumpset is provided to achieve the performance requirements of AS 2419.1 the pumpset comprises-

- (A) ý two pumps with at least one driven by a compression ignition engine or an electric motor supplied from an emergency power generator; or
- (B) ý two pumps driven by electric motors connected to completely independent power sources; or

SA E1.3(b)(iii)(C)

(C) ý if connected to a reticulated water supply and installed in a building not greater than 25 m in *effective height*, one pump driven by-

- (aa) a compression ignition engine; or
- (bb) an electric motor supplied from an emergency power generator; or
- (cc) ýan electric motor connected to two completely independent power sources through an automatic change-over facility; and

(iv) ý any fixed on-site pumpset is located within the building in a clearly indicated room-

- (A) ý having direct egress to a road or *open space*; and
- (B) ý if the building is not protected throughout with a *sprinkler system*, separated from the remainder of the building by construction having an FRL of not less than that *required for a fire wall* for the particular building classification; and

(v) ý any fixed on-site pumpset is located external to the building within a clearly indicated weatherproof enclosure having direct egress to a road or *open space*, and if within 6 m of the building-

- (A) ý each wall of the enclosure exposed to the building; or

SUPERCEDED

- (B) ý that part of the external wall of the building which extends 2 m each side of the enclosure and 3 m above the enclosure; or
- (C) ý a wall between the building and the enclosure which extends 2 m each side of the enclosure and 3 m above the enclosure, has an FRL of not less than that *required* for a *fire wall* for the particular building classification; and
- (vi) ý where the water supply system is taken from a static source, suitable connections and vehicular access are provided to permit fire-fighters to draw water from that source and a fire-service booster connection is provided adjacent to allow boosting of the system; and
- (vii) ý it is designed to meet the operational requirements of the local fire service for operating flows and pressures.

WA E1.3(b)(vii) to (xi)

E1.4 Hose reels ý

NT E1.4

- (a) ý A suitable hose reel system which allows the occupants to undertake initial fire extinguishment without being placed in any immediate danger must be provided-
 - (i) ý to serve the whole building where one or more internal hydrants are installed; or
 - (ii) ý where internal hydrants are not installed, to serve any *fire compartment* with a *floor area* greater than 500 m², and for the purposes of this clause, a *sole-occupancy unit* in a Class 2 or 3 building or a Class 4 part is considered to be a *fire compartment*.
- (b) ý A hose reel system satisfies (a) if-
 - (i) ý hose reels are installed in accordance with AS 2441; and
 - (ii) ý hose reels serve only the *storey* at which they are located, except a *sole-occupancy unit*-
 - (A) ý in a Class 2 or 3 building or Class 4 part may be served by a single hose reel located at the level of egress from that *sole-occupancy unit*; and
 - (B) ý of not more than 2 *storeys* in a Class 5, 6, 7, 8 or 9 building may be served by a single hose reel located at the level of egress from that *sole-occupancy unit* provided the hose reel can provide coverage to the whole of the *sole-occupancy unit*; and
 - (iii) ý adequate hose reels are provided so that the nozzle end of a fully extended fire hose fitted to the reel and laid to avoid any partitions or other physical barriers will reach every part of the floor of the *storey*; and
 - (iv) ý hose reels provided in accordance with (iii) are located-
 - (A) ý externally; or
 - (B) ý internally within 4 m of an *exit*; or
 - (C) ý internally adjacent to a hydrant (other than one within a fire-isolated *exit*); or
 - (D) ý in any combination of (A), (B) and (C),

SUPERCEDED

so that the hose will not need to pass through doorways fitted with fire or smoke doors, except doorways referred to in C2.13, C3.11 or C3.13 and doorways in walls referred to in C2.12; and

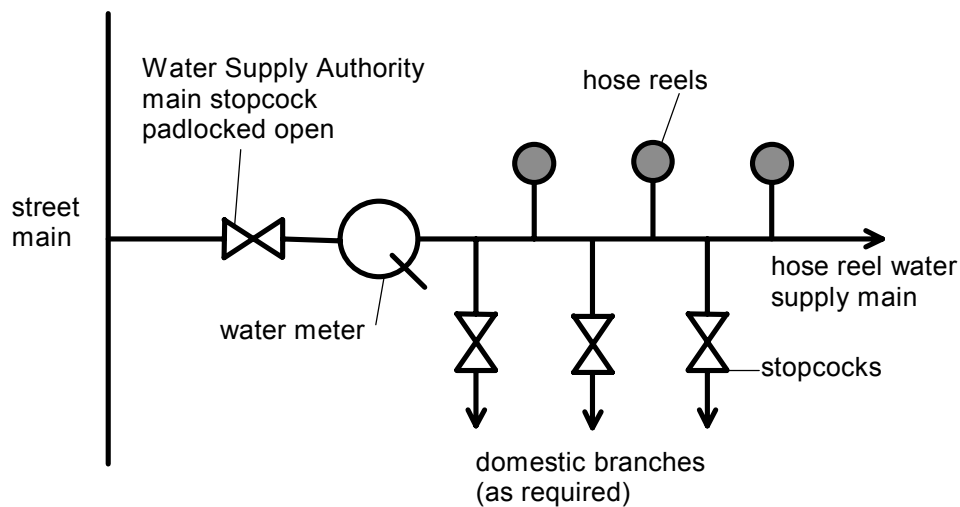
- (v) where connected to a metered water supply-
 - (A) the flow rate and pressure can be maintained at the most hydraulically disadvantaged hose reel; and
 - (B) the water meter and street supply to the allotment have a nominal diameter of not less than 25 mm; and
 - (C) the water supply pipework reticulation arrangements comply with Figure E1.4; and
 - (D) any system valve which can isolate flow in the hose reel water supply main is secured in the open position by a padlocked metal strap and has attached an engraved non-ferrous metal tag with 8 mm upper case wording:

**FIRE SERVICE VALVE-
CLOSE ONLY TO SERVICE FIRE HOSE REELS;** and

- (vi) supplied by a fire hose reel main greater than 25 mm nominal bore and connected to a fire hydrant main, a valve in accordance with (v)(D) is fitted at the connection to that main and wherever practicable is located in a *fire-isolated stairway, passageway or ramp*, or outside the building.

SA E1.4(c)

**Figure E1.4
WATER SUPPLY RETICULATION: COMBINED SERVICES**



E1.5 Sprinklers

- (a) A suitable *sprinkler system* must be installed in any building listed in Table E1.5 to control the development and spread of fire.

VIC E1.5(b)

- (b) Compliance with Specification E1.5 satisfies (a).

NT Table E1.4

TAS Table E1.4

VIC Table E1.4

WA Table E1.4

Table E1.5 REQUIREMENTS FOR SPRINKLERS

OCCUPANCY ^ý	WHEN SPRINKLERS ARE REQUIRED ^(b)
All Classes except <i>open-deck carparks</i> ^ý Class 6 ^ý	in buildings more than 25 m in <i>effective height</i> . in <i>fire compartments</i> where either of the following apply- (a) ^ý The <i>floor area</i> is more than 3500 m ² . (b) ^ý The volume is more than 21 000 m ³ .
Theatres, Stages & Public Halls	see Part H.1
Atrium construction	see Part G.3
Large isolated buildings	see Clause C2.3
Carparks, other than <i>open-deck carparks</i>	Where either of the following apply- (a) ^ý More than 40 vehicles are accommodated. (b) ^ý Structural steel members with an FRL less than 60/ -/ - are incorporated.
Occupancies of excessive hazard (See specification E1.5)	In <i>fire compartments</i> where either of the following apply- (a) ^ý The <i>floor area</i> is more than 2000 m ² . (b) ^ý The volume is more than 12 000 m ³ .
Notes:	(i) ^ý See Specification C1.1 for use of sprinklers in Class 2 buildings. (ii) ^ý See Part E2 for use of sprinklers to satisfy Smoke Hazard Management provisions.

E1.6 Portable fire extinguishers ^ý

TAS E1.6

- (a) ^ý Portable fire extinguishers containing an extinguishing agent suitable for the risk being protected must be installed in every building, except within *sole-occupancy units* of a Class 2 or 3 building or a Class 4 part, as necessary to allow effective initial attack on a fire by occupants.
- (b) ^ý Portable fire extinguishers satisfy (a) if-
- (i) ^ý they are provided and installed in accordance with AS 2444 , except water-type extinguishers need not be installed in a building or part of a building served by a fire hose reel; and
 - (ii) ^ý extinguishers provided for other than Class A fires are suitably located adjacent to the relevant risk; and
 - (iii) ^ý where water-type extinguishers are provided, they are located, wherever practicable, adjacent to *required exits*.

E1.7 Fire and smoke alarms

ACT E1.7

NSW E1.7

NT E1.7

QLD E1.7

SA E1.7

TAS E1.7

VIC E1.7

- (a) *γ* An *automatic* fire detection and alarm system, designed to ensure the occupants are given adequate warning so they can evacuate the building in an emergency, must be installed in-
- (i) *γ* a Class 1b building; and
 - (ii) *γ* a Class 2 building where *required* by Clause 3.10 or Clause 4.3 of Specification C1.1; and
 - (iii) *γ* a Class 3 building accommodating more than 20 residents used as-
 - (A) *γ* the residential part of a *school*; or
 - (B) *γ* accommodation for the aged, children or people with disabilities; and
 - (iv) *γ* a Class 9a building.
- (b) *γ* An *automatic* fire detection and alarm system satisfies (a) if it complies with Specification E1.7.

Note: See Part E2 for use of fire detection and alarm systems to satisfy Smoke Hazard Management provisions.

E1.8 Fire control centres

A fire control centre facility in accordance with Specification E1.8 must be provided in-

- (a) *γ* all buildings with an *effective height* of more than 25 m; and
- (b) *γ* a Class 6, 7, 8 or 9 building with a total *floor area* more than 18 000 m².

E1.9 Fire precautions during construction

In a building under construction-

- (a) *γ* not less than one fire extinguisher to suit Class A, B and C fires and electrical fires must be provided at all times on each *storey* adjacent to each *required exit* or temporary stair or *exit*; and
- (b) *γ* after the building has reached an *effective height* of 12 m-
 - (i) *γ* the *required hydrants* and hose reels must be operational in at least every *storey* that is covered by the roof or the floor structure above, except the 2 uppermost *storeys*; and
 - (ii) *γ* any *required* booster connections must be installed.

E1.10 Provision for special hazards

WA E1.10

Suitable additional provision must be made if special problems of fighting fire could arise because of-

- (a) *γ* the nature or quantity of materials stored, displayed or used in a building or on the allotment; or

- (b) ∫ the location of the building in relation to a water supply for fire-fighting purposes.

PART E2 SMOKE CONTROL

E2.1 Application of Part

This Part does not apply to-

- (a) ∫ a Class 1 or 10 building; and
- (b) ∫ any area not used by building occupants for an extended period of time such as a storeroom with a *floor area* less than 30 m², a *sanitary compartment*, a plant room or the like; and
- (c) ∫ any *open deck carpark* or *open spectator stand*.

E2.2 General requirements

- (a) ∫ (i) In the event of a fire in a building, the conditions in any escape route must be maintained for a height of not less than 2.1 metres above the floor level so that-
- (A) ∫ the temperature will not endanger human life; and
- (B) ∫ the level of visibility will enable the escape route to be determined; and
- (C) ∫ the level of toxicity will not endanger human life,
- for the period of time the occupants would take to evacuate that part of the building.
- (ii) ∫ The period of time to evacuate must take account of the nature of the building and mobility of the occupants.
- (iii) ∫ For the purposes of this Part, escape route means the continuous path of travel (including *exits*, *fire isolated passageways*, *fire-isolated ramps*, *public corridors* and the like) from any part of a building, including within *sole-occupancy units* of a Class 2 or 3 building or Class 4 part, to a road or *open space*.
- (b) ∫ A central air-handling system which recycles air to more than one *fire compartment*-
- (i) ∫ in a building covered by (d), must-
- (A) ∫ operate as a smoke control system in accordance with AS 1668.1; or
- (B) ∫ be shut down and arranged such that under fire conditions it does not contribute unduly to the spread of smoke between *fire compartments*; and
- (ii) ∫ in a building covered by (e), must-
- (A) ∫ operate as a smoke control system in accordance with AS 1668.1 in conjunction with other smoke hazard management provisions installed to comply with Table E2.2 or (a); or
- (B) ∫ be arranged such that under fire conditions it does not compromise the effectiveness of other smoke hazard management provisions installed to comply with Table E2.2 or (a), and does not recycle smoke between fire compartments, and

SUPERCEDED

for the purposes of this provision, each *sole-occupancy unit* in a Class 2 or 3 building is treated as a separate *fire compartment*.

- (c) \dot{y} Miscellaneous air-handling systems covered by Section 7 of AS 1668.1 (other than a carpark ventilation system), and not forming part of a smoke hazard management system, must comply with that Section of the Standard.
- (d) \dot{y} Subject to E2.3, a building not provided for in Table E2.2 satisfies (a) if it complies with other Parts of the BCA.
- (e) \dot{y} Subject to E2.3, a building provided for in Table E2.2 satisfies (a) if-
 - (i) \dot{y} it complies with the requirements of that Table; and
 - (ii) \dot{y} it complies with other Parts of the BCA; and
 - (iii) \dot{y} in a building containing parts of different classification, smoke hazard management provisions are designed such that, subject to (iv)-
 - (A) \dot{y} each separate classification complies with the relevant provisions of Table E2.2 determined as if all *storeys* below, excluding basements, are of that same classification; or
 - (B) \dot{y} the whole building complies with the most stringent of those provisions; and
 - (iv) \dot{y} in a building containing parts of Class 2 or 3, where any *required fire-isolated stairway* serving the Class 2 or 3 parts also connects lower *storeys* containing parts of Class 5, 6, 7, 8, or 9, the *fire-isolated stairway* is provided with an *automatic* stair pressurisation system in accordance with AS 1668.1 in addition to any other smoke hazard management provisions provided under (iii); and
 - (v) \dot{y} an audible warning, in accordance with Clause 4 of Specification E1.7, is initiated on the activation of-
 - (A) \dot{y} an *automatic* stair pressurisation system installed in accordance with AS 1668.1; and
 - (B) \dot{y} an *automatic* smoke control system installed in accordance with AS 1668.1.

NSW TABLE E2.2

SA TABLE E2.2

WA TABLE E2.2

TABLE E2.2 DEEMED-TO-SATISFY PROVISIONS FOR SMOKE HAZARD MANAGEMENT

CLASS 2 AND 3 BUILDINGS AND CLASS 4 PART OF A BUILDING

Each *sole-occupancy unit* is provided with-

- (a) \dot{y} self contained smoke alarms in accordance with Clause 9 of Specification E1.7; or
- (b) \dot{y} an automatic smoke detection system in accordance with Specification E1.7.

Habitable rooms (other than *sole-occupancy units*) in a Class 3 building are provided with-

- (a) \dot{y} (i) in kitchen areas, self contained heat alarms; and
 - (ii) in other rooms, self contained smoke alarms, \dot{y} in accordance with Clause 9 of Specification E1.7; or \dot{y}
- (b) \dot{y} an *automatic* smoke detection system in accordance with Specification E1.7, except that in kitchen areas, heat detectors may be used.

Public corridors are-

SUPERCEDED

SUPERCEDED

- (a) $\dot{\gamma}$ if the building is not protected with a *sprinkler system*, provided with
 - (i) self contained smoke alarms in accordance with Clause 9 of Specification E1.7; or
 - (ii) an *automatic* smoke detection system in accordance with Specification E1.7; and
- (b) $\dot{\gamma}$ if more than 40 m in length, divided at intervals of not more than 40 m with construction complying with C2.5(b)(iii) except that the lining materials only need be *non-combustible*.

CLASS 5 BUILDINGS HAVING A RISE IN STOREYS OF MORE THAN 3

A building not more than 25 m in *effective height* is provided with-

- (a) $\dot{\gamma}$ in each *required fire-isolated stairway*, an *automatic* stair pressurisation system in accordance with AS 1668.1; or
- (b) $\dot{\gamma}$ an *automatic* smoke detection system in accordance with Specification E1.7; or
- (c) $\dot{\gamma}$ an *automatic* smoke control system in accordance with AS 1668.1; or
- (d) $\dot{\gamma}$ a *sprinkler system*.

A building more than 25 m in *effective height* is provided with a zone smoke control system in accordance with AS 1668.1

CLASS 6 BUILDINGS

CLASS 6 BUILDINGS - WITH A FLOOR AREA MORE THAN 2000 m²

Not containing an enclosed common walkway or mall that serves more than one shop

- (a) $\dot{\gamma}$ Each *fire compartment*, including any basement fire compartment, with a *floor area* of more than 2000 m², other than a shop described in (b), is provided with-
 - (i) $\dot{\gamma}$ an *automatic* smoke exhaust system in accordance with Specification E2.2; or
 - (ii) $\dot{\gamma}$ if single *storey*, *automatic smoke and heat vents* in accordance with E2.4 activated on the detection of smoke; or
 - (iii) $\dot{\gamma}$ if within a single *storey* building and the *floor area* of the *fire compartment* is not more than 5000 m²-
 - (A) $\dot{\gamma}$ a **sprinkler system*; or
 - (B) $\dot{\gamma}$ an *automatic* smoke detection system in accordance with Specification E1.7; or
 - (iii) $\dot{\gamma}$ if the building has a *rise in storeys* of 2 or less and the *floor area* of the *fire compartment* is 3500 m² or less, a **sprinkler system*
- (b) $\dot{\gamma}$ A shop within the *fire compartment* need not comply with (a) if it has-
 - (i) $\dot{\gamma}$ a *floor area* of not more than 1000 m²; and
 - (ii) $\dot{\gamma}$ a main public entrance opening to a road or *open space*.

CLASS 6 BUILDINGS - WITH A FLOOR AREA MORE THAN 2000 m²

Containing an enclosed common walkway or mall that serves more than one shop

Each *fire-compartment*, including any basement *fire-compartment*, with a *floor area* more than 2000 m² is provided with-

- (a) $\dot{\gamma}$ (i) in the enclosed mall or walkway-
 - (A) $\dot{\gamma}$ an *automatic* smoke exhaust system in accordance with Specification E2.2; or
 - (B) $\dot{\gamma}$ *automatic smoke-and-heat vents* in accordance with E2.4 activated on the detection of smoke; and
- (ii) in each shop with a *floor area* more than 1000 m² opening onto the mall or walkway-
 - (A) $\dot{\gamma}$ an *automatic* smoke exhaust system in accordance with Specification E2.2; or
 - (B) $\dot{\gamma}$ if the shop is single *storey*, *automatic smoke-and-heat vents* in accordance with E2.4 activated on the detection of smoke; or
- (b) $\dot{\gamma}$ if within a single *storey* building and the *floor area* of the *fire compartment* is not more than 5000 m², a **sprinkler system*.
- (c) $\dot{\gamma}$ if the building has a *rise in storeys* of 2 or less and the *floor area* of the *fire compartment* is 3500m² or less, a **sprinkler system*

SUPERCEDED

SUPERCEDED

* Note: A fire compartment with floor area more than 3500 m² in a Class 6 building requires a sprinkler system under E1.5.

CLASS 6 BUILDINGS HAVING A RISE IN STOREYS OF MORE THAN 2

A building not more than 25 m in *effective height*, where the *floor area* of each *fire compartment* is not greater than 2000 m², is provided with-

- (a) \dot{y} in each *required fire-isolated stairway*, an *automatic* stair pressurisation system in accordance with AS 1668.1; or
 - (b) \dot{y} an *automatic* smoke detection system in accordance with Specification E1.7; or
 - (c) \dot{y} an *automatic* smoke control system in accordance with AS 1668.1; or
 - (d) \dot{y} a *sprinkler system*.
-

CLASS 6 BUILDINGS - MORE THAN 25 M IN EFFECTIVE HEIGHT

A building more than 25 m in *effective height*, where the *floor area* of each *fire compartment* is not greater than 2000 m², is provided with a zone smoke control system in accordance with AS 1668.1

CLASS 7 AND 8 BUILDINGS HAVING A RISE IN STOREYS OF MORE THAN 2 WITH A FLOOR AREA OF MORE THAN 2000 m²

A building, other than a carpark, not more than 25 m in *effective height* is provided with-

- (a) \dot{y} in each *required fire-isolated stairway*, an *automatic* stair pressurisation system in accordance with AS 1668.1; or
 - (b) \dot{y} an *automatic* smoke detection system in accordance with Specification E1.7; or
 - (c) \dot{y} an *automatic* smoke control system in accordance with AS 1668.1; or
 - (d) \dot{y} a *sprinkler system*.
-

A building, other than a carpark, more than 25 m in *effective height* is provided with a zone smoke control system in accordance with AS 1668.1.

CLASS 9 BUILDINGS

Class 9a - Health-care buildings

Within a *patient care area*, any mechanical air-handling system that recycles air to more than one area divided in accordance with C2.5 (b)-

- (a) \dot{y} is shut down on activation of smoke detectors; or
 - (b) \dot{y} may operate as part of a zone smoke control system complying with AS 1668.1.
-

A *treatment area* with a *floor area* more than 1000 m² is-

- (a) \dot{y} provided with an *automatic* smoke exhaust system in accordance with Specification E2.2 provisions applying to a Class 9 building; or
 - (b) \dot{y} divided into *floor areas* of not more than 1000 m² with-
 - (i) \dot{y} walls having an FRL of not less than 60/60/60; or
 - (ii) \dot{y} smoke-proof construction in accordance with C2.5(b)(iii).
-

Where a *patient care area* is located more than 2 *storeys* above finished ground level, the building is provided with a zone pressurisation system in accordance with AS 1668.1

In other areas, each *fire compartment* with a *floor area* of more than 2000 m² is provided with-

- (a) \dot{y} an *automatic* smoke exhaust system in accordance with Specification E2.2; or
- (b) \dot{y} if the *fire compartment* is single *storey*, *automatic smoke-and-heat vents* in accordance with E2.4 activated on the detection of smoke; or
- (c) \dot{y} if within a single *storey* building and the *floor area* of the *fire compartment* is not more than 5000 m²-
 - (i) \dot{y} a *sprinkler system*; or
 - (ii) \dot{y} an *automatic* smoke detection system in accordance with Specification E1.7.

SUPERCEDED

SUPERCEDED

Class 9b - Schools having a rise in storeys of more than 3

The building is provided with provisions in this Table applying to a Class 5 building.

Class 9b - Theatres, Stages and Public Halls

Refer Part H1

Other Class 9 buildings

- (a) $\dot{\gamma}$ Each *fire compartment*, other than one in a building listed in (b), with a *floor area* of more than 2000 m² is provided with-
- (i) $\dot{\gamma}$ an *automatic* smoke exhaust system in accordance with Specification E2.2; or
 - (ii) $\dot{\gamma}$ if the *fire compartment* is single *storey*, *automatic smoke and heat vents* in accordance with E2.4 activated on the detection of smoke; or
 - (iii) $\dot{\gamma}$ if within a single *storey* building and the *floor area* of the *fire compartment* is not more than 5000 m²-
 - (A) $\dot{\gamma}$ a *sprinkler system*; or
 - (B) $\dot{\gamma}$ an *automatic* smoke detection system in accordance with Specification E1.7.
- (b) $\dot{\gamma}$ The following buildings are exempt from the provisions in (a):
- (i) $\dot{\gamma}$ Sporting complexes including sports halls, gymnasiums, swimming pools, ice and roller rinks, and the like.
 - (ii) $\dot{\gamma}$ Churches and other religious centres.

ATRIUMS

Refer Part G3

FIRE ISOLATED STAIRWAYS, RAMPS AND PASSAGEWAYS

A *required* -

- (a) $\dot{\gamma}$ *fire-isolated stairway* serving-
- (i) $\dot{\gamma}$ a building more than 25 m in *effective height*; or
 - (ii) $\dot{\gamma}$ more than 2 *storeys* below ground level; or
 - (iii) $\dot{\gamma}$ serving an *atrium*; or
- (b) $\dot{\gamma}$ a *required fire-isolated passageway* or *fire-isolated ramp* with a length of travel more than 60 m to a road or *open space*,
- is provided with-
- (c) $\dot{\gamma}$ an *automatic* stair pressurisation system in accordance with AS 1668.1; or
 - (d) $\dot{\gamma}$ open access ramps or balconies in accordance with D2.5.

Note: See D1.7(d) for pressurisation of a *fire-isolated exit* having more than 2 access doorways from within the same *storey*.

BASEMENTS - IN A CLASS 5, 7 AND 8 BUILDING

A basement, other than a carpark, containing more than 2 *storeys* that-

- (a) $\dot{\gamma}$ is partially or wholly below ground level; and
 - (b) $\dot{\gamma}$ are not counted in the *rise in storeys* calculation in accordance with C1.2; and
 - (c) has a total *floor area* more than 2000 m²,
- is provided with-
- (d) $\dot{\gamma}$ an *automatic* smoke detection system in accordance with Specification E1.7; or
 - (e) $\dot{\gamma}$ an *automatic* smoke control system in accordance with AS 1668.1; or
 - (f) $\dot{\gamma}$ a *sprinkler system*.

CARPARKS

SUPERCEDED

A carpark, including a basement carpark, provided with a mechanical ventilation system in accordance with AS 1668.2 has that system designed in accordance with AS 1668.1 Clause 7.6 except that-

- (a) standard metal blade fans may be used instead of high temperature fans; and
 - (b) the electrical control cabling need not be fire rated.
-

E2.3 Provisions for special hazards ý

WA E2.3

Additional smoke hazard management measures may be required if-

- (a) due to the building arrangement; or
- (b) the nature of occupancy; or
- (c) the nature or quantity of materials stored, displayed or used in the building, the potential is created for smoke to present a special hazard during evacuation of that building or part of that building.

E2.4 Smoke-and-heat vents

Required smoke-and-heat vents must be installed as a system complying with AS 2665 except that-

- (a) ý draught curtains may divide the space below the roof into compartments with area of not more than 1 500 m²; and
- (b) ý all *automatic* roof vents within the same roof compartment must open at the same time; and
- (c) ý *automatic* operation of roof vents must be initiated by either:
 - (i) ý a *sprinkler system* if it is installed throughout the building; or
 - (ii) ý a fire detection and alarm system which complies with Specification E1.7; or
 - (iii) ý smoke detectors spaced not more than 20 m apart and 10 m from any draught curtain and with not less than one detector for each 500 m²; or
 - (iv) ý rate of rise heat detectors spaced not more than 15 m apart and 7.5 m from any draught curtain and with not less than one detector for each 250 m² of *floor area*; or
 - (v) ý within a Class 7 or Class 8 building the fusible link operation of any one unit; and
- (d) ý permanently open vents may form part of the smoke/heat venting system provided that the aerodynamic area of the system complies with AS 2665 and the vents comply with all other relevant construction and performance requirements applicable to the *automatic smoke-and-heat vents*.

PART E3 LIFT INSTALLATIONS

E3.1 Application of Part

This Part does not apply to Class 1 or Class 10 buildings.

E3.2 Stretcher facility in lifts

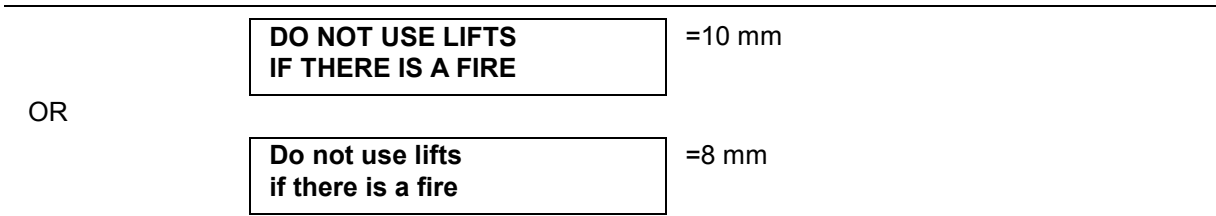
- (a) ŷ If passenger lifts are installed in any building with an *effective height* of more than 12 m, each floor served by these lifts must have at least one lift with a stretcher facility in accordance with (b).
- (b) ŷ A lift *required* to have a stretcher facility by E3.2(a) or E3.4(b)(iii) must accommodate a raised stretcher with a patient lying on it horizontally by providing a clear space 600 mm wide x 2000 mm long x 1400 mm high above the floor level.

E3.3 Warning against use of lifts in fire

A warning sign must-

- (a) ŷ be displayed where it can be readily seen-
 - (i) ŷ near every call button for a passenger lift or group of lifts throughout a building; except
 - (ii) ŷ a small lift such as a dumb-waiter or the like that is for the transport of goods only; and
- (b) ŷ comply with the details and dimensions of Figure E3.3 and consist of-
 - (i) ŷ incised, inlaid or embossed letters on a metal, wood, plastic or similar plate securely and permanently attached to the wall; or
 - (ii) ŷ letters incised or inlaid directly into the surface of the material forming the wall.

Figure E3.3 WARNING SIGN FOR PASSENGER LIFTS



E3.4 Emergency lifts

- (a) ŷ One or more lifts fitted as emergency lifts to serve each floor served by the lifts in the building must be installed in-
 - (i) ŷ a building which has an *effective height* of more than 25 m; and
 - (ii) ŷ a Class 9a building in which *patient care areas* are located above a level with direct egress to a road or *open space*.
- (b) ŷ An emergency lift *required* by (a) must-
 - (i) ŷ comply with AS 1735.2; and
 - (ii) ŷ be of sufficient size to take a stretcher facility in accordance with E3.2(b); and
 - (v) ŷ in a Class 9a building serving a *patient care are*-
 - (A) ŷ have the following minimum dimensions, measured clear of all obstructions, including handrails, etc.

Minimum depth of car	2280 mm
Minimum width of car	1600 mm

SUPERCEDED

Minimum floor to ceiling height	2300 mm
Minimum door height	2100 mm
Minimum door width	1300 mm; and

- (B) \dot{y} be connected to a standby power supply system where installed; and
- (iv) \dot{y} have a rating of at least 600 kg if the building has an *effective height* of more than 75 m

NSW E3.4(c), (d), (e), (f)

E3.5 Landings

- (a) The provisions of Clause 12.2- "Access" of AS 1735.2 do not apply.
- (b) Access and egress to and from liftwell landings must comply with Section D.

PART E4 EMERGENCY LIGHTING, EXIT SIGNS AND WARNING SYSTEMS

E4.1 Application of Part

SA E4.1

This Part does not apply to Class 1 or 10 buildings.

E4.2 Emergency lighting requirements

An emergency lighting system must be installed-

- (a) \dot{y} in every *fire-isolated stairway, fire-isolated ramp or fire-isolated passageway*; and
- (b) \dot{y} in every *storey* of a Class 5, 6, 7, 8 or 9 building where the *storey* has a *floor area* more than 300 m²-
- (i) \dot{y} in every passageway, corridor, hallway, or the like, that is part of the path of travel to an *exit*; and
- (ii) \dot{y} in any room having a *floor area* more than 100 m² that does not open to a corridor or space that has emergency lighting or to a road or *open space*; and
- (iii) \dot{y} in any room having a *floor area* more than 300 m²; and
- SA E4.2(c)
- (c) \dot{y} in every passageway, corridor, hallway, or the like, having a length of more than 6 m from the entrance doorway of any *sole-occupancy unit* in a Class 2 or 3 building or Class 4 part to the nearest doorway opening directly to-
- (i) \dot{y} a *fire-isolated stairway, fire-isolated ramp or fire-isolated passageway*; or
- (ii) \dot{y} an external stairway serving instead of a *fire-isolated stairway* under D1.8; or
- (iii) \dot{y} an external balcony leading to a *fire-isolated stairway, fire-isolated ramp or fire-isolated passageway*; or
- (iv) \dot{y} a road or *open space*; and
- (d) \dot{y} in every *required non-fire-isolated stairway*; and
- (e) \dot{y} in a *sole-occupancy unit* in a Class 5, 6 or 9 building if-
- (i) \dot{y} the *floor area* of the unit is more than 300 m²; and

SUPERCEDED

SUPERCEDED

- (ii) \dot{y} an *exit* from the unit does not open to a road or *open space* or to an external stairway, passageway, balcony or ramp, leading directly to a road or *open space*; and
- (f) \dot{y} in every room or space to which there is public access in every *storey* in a Class 6 or 9b building if-
 - (i) \dot{y} the *floor area* in that *storey* is more than 300 m²; or
 - (ii) \dot{y} any point on the floor of that *storey* is more than 20 m from the nearest doorway opening directly to a stairway, ramp, passageway, road or *open space*; or
 - (iii) \dot{y} egress from that *storey* involves a vertical rise within the building of more than 1.5 m, or any vertical rise if the *storey* concerned does not admit sufficient light; or
 - (iv) \dot{y} the *storey* provides a path of travel from any other *storey required* by (i), (ii) or (iii) to have emergency lighting; and
- (g) \dot{y} in a Class 9a building-
 - (i) \dot{y} in every passageway, corridor, hallway, or the like, serving a *treatment area* or *ward area*; and
 - (ii) \dot{y} in *patient care areas* having a *floor area* of more than 120 m²; and
- (h) \dot{y} in every *required* fire control centre.

SA E4.2(h), (i)

E4.3 Measurement of distance

Distances, other than vertical rise, must be measured along the shortest path of travel whether by straight lines, curves or a combination of both.

E4.4 Design and operation of emergency lighting

- (a) \dot{y} Every emergency lighting system must-
 - (i) \dot{y} be *automatic* in operation; and
 - (ii) \dot{y} provide sufficient illumination without undue delay for safe evacuation of all areas of the building where it is *required*; and
 - (iii) \dot{y} if it is a central system, be suitably protected from damage by fire.
- (b) \dot{y} Emergency lighting in accordance with AS 2293.1 satisfies (a).

E4.5 Exit signs

An *exit* sign must be clearly visible to persons approaching the *exit*, and must be installed on, above or adjacent to each-

- (a) \dot{y} door providing direct egress from a *storey* to-
 - (i) \dot{y} an enclosed stairway, passageway or ramp serving as a *required exit*;
 - (ii) \dot{y} an external stairway, passageway or ramp serving as a *required exit*; and
 - (iii) \dot{y} an external access balcony leading to a *required exit*;
- (b) \dot{y} door from an enclosed stairway, passageway or ramp at every level of discharge to a road or *open space*;
- (c) \dot{y} *horizontal exit*; and

SUPERCEDED

- (d) $\dot{\gamma}$ door serving as, or forming part of, a *required exit* in a *storey required* to be provided with emergency lighting in accordance with E4.2.

E4.6 Direction signs

NSW E4.6

If an *exit* is not readily apparent to persons occupying or visiting the building then *exit* signs with directional arrows must be installed in appropriate positions in corridors, hallways, lobbies, and the like, indicating the direction to a *required exit*.

E4.7 Class 2 and 3 buildings and Class 4 parts: Exemptions

E4.5 does not apply to-

- (a) $\dot{\gamma}$ a Class 2 building in which every door referred to is clearly and legibly labelled on the side remote from the *exit* or balcony-
- (i) $\dot{\gamma}$ with the word "EXIT" in capital letters 25 mm high in a colour contrasting with that of the background; or
 - (ii) $\dot{\gamma}$ by some other suitable method; and
- (b) $\dot{\gamma}$ an entrance door of a *sole-occupancy unit* in a Class 2 or 3 building or a Class 4 part.

E4.8 Design and operation of exit signs

- (a) $\dot{\gamma}$ Every *required exit* sign must-
- (i) $\dot{\gamma}$ be clear and legible and have letters and symbols of adequate size; and
 - (ii) $\dot{\gamma}$ be illuminated at a level sufficient for it to be clearly visible at all times when the building is occupied by any person having the right of legal entry to the building; and
 - (iii) $\dot{\gamma}$ be installed so that if the normal power supply fails, emergency $\dot{\gamma}$ illumination is provided to the sign; and $\dot{\gamma}$
 - (iv) $\dot{\gamma}$ if illuminated by an emergency lighting system incorporating wiring and a power source, comply with E4.4.
- (b) $\dot{\gamma}$ *Exit* signs in accordance with AS 2293.1 satisfy (a).

E4.9 Emergency warning and intercommunication systems

QLD E4.9

An emergency warning and intercommunication system complying where applicable with AS 2220 must be installed-

- (a) $\dot{\gamma}$ in a building with an *effective height* of more than 25 m; and
- (b) $\dot{\gamma}$ in a Class 3 building having a *rise in storeys* of more than 2 and used as-
 - (i) $\dot{\gamma}$ the residential part of a *school*; or
 - (ii) $\dot{\gamma}$ accommodation for the aged, children or people with disabilities; and
- (c) $\dot{\gamma}$ in a Class 9a building having a *floor area* of more than 1000 m² or a *rise in storeys* of more than 2, except that a discrete alert and evacuation tone may be employed to minimize patient trauma; and
- (d) $\dot{\gamma}$ in a Class 9b building-
 - (i) $\dot{\gamma}$ used as a *school* and having a *rise in storeys* of more than 3; or

- (ii) *ý* used as a theatre, public hall, or the like, having a *floor area* more than 1000 m² or a *rise in storeys* of more than 2.

PART E5 MAINTENANCE

TAS Part E5

E5.1 Application

This Part does not apply to a Class 1 or Class 10 building.

E5.2 Safety Installations

NSW E5.2

NT E5.2

Safety installations in buildings must be adequately maintained.

E5.3 Mechanical Ventilation and Warm Water Systems

NSW E5.3

Mechanical ventilation and warm water systems must be maintained in accordance with AS 3666.

QLD E101

SPECIFICATION E1.5 FIRE SPRINKLER SYSTEMS

1. *ý* Scope

This specification sets out requirements for the design and installation of *automatic fire sprinkler systems*.

2. *ý* Adoption of AS 2118

ACT Spec E1.5 2

An *automatic fire sprinkler system* must comply with AS 2118 subject to this Specification.

3. *ý* Provisions of AS 2118 not to apply

NT Spec E1.5 3

The following provisions of AS 2118 do not apply: *ý*

- (a) Clause 1.2.20 - definition of a "fire door".
- (b) Clause 3.6 - "Maintenance".
- (c) Clause 3.3.2 - tho the extent to which it applies to inferior walls and openings in buildings.

4. Interpretation

A reference in AS 2118 to a "fire door" - means a fire door complying with Specification C3.4.

5. **Definition of a sprinklered building**

Notwithstanding AS 2118, a building or a part of a building is deemed to be sprinklered if-

- (a) $\dot{\gamma}$ in the case of a whole building, the building complies with Section C and is sprinklered throughout; or
- (b) $\dot{\gamma}$ in the case of a part of a building-
 - (i) $\dot{\gamma}$ the part is sprinklered throughout and fire-separated from the $\dot{\gamma}$ unsprinklered part in accordance with Part C2; and $\dot{\gamma}$
 - (ii) $\dot{\gamma}$ any opening in the fire separating construction between the sprinklered and unsprinklered part is protected in accordance with Part C3.

6. **Exemptions**

If a building or part of a building is *required* to be sprinklered throughout, then the exemptions in clause 3.3.3 of AS 2118 apply, except where protection of openings is specified by that clause, the protection must be in accordance with Part C3.

7. **Fast response sprinklers**

Fast response sprinklers may be installed only if they have been tested for the type of application proposed and it is demonstrated that the protection provided will not be less than that provided by an installation complying with AS 2118.

8. **Sprinkler valve enclosures**

Sprinkler alarm valves must be located in a secure room or enclosure which has direct egress to a road or *open space*.

9. **Water supply**

[NSW Spec E1.5 9](#)

Notwithstanding AS 2118, the water supply to a *required sprinkler system* must be not less than-

- (a) $\dot{\gamma}$ Grade III for buildings not more than 25 m *effective height*; and
- (b) $\dot{\gamma}$ Grade I for buildings of more than 25 m *effective height*, except that if only a part of the building is *required* to be sprinklered, the grade of supply may be reduced to-
 - (i) $\dot{\gamma}$ Grade II for each part being Class 6 or Class 9, or a Class 6 or Class 9 part together with a part used as a *public carpark*; and
 - (ii) $\dot{\gamma}$ Grade III if only a part of the building is *required* to be sprinklered and it is a part used as a *public carpark*.

10. **Connection to other warning devices**

A *sprinkler system* must be connected to and activate-

- (a) $\dot{\gamma}$ any emergency warning and intercommunication system *required* by Part E4; or
- (b) $\dot{\gamma}$ where an emergency warning and communication system is not *required* by Part E4, a system of loud speakers or other audible warning devices complying with Clause 2.2.3 of AS 2220.2 and located on each *storey*.

11. Occupancies of excessive fire hazard

For the purposes of this Part, occupancies of excessive fire hazard comprise buildings which contain-

- (a) √ hazardous processes or storage including the following:
- (i) √ aircraft hangars.
 - (ii) √ cane furnishing manufacture, processing and storage.
 - (iii) √ fire-lighter and fireworks manufacture and warehousing.
 - (iv) √ foam plastic and foam plastic goods manufacture, processing and warehousing, e.g., furniture factory.
 - (v) √ hydrocarbon based sheet product, manufacture, processing and warehousing, eg., vinyl floor coverings.
 - (vi) √ woodwool and other flammable loose fibrous material manufacture.
- (b) √ *combustible* goods with an aggregate volume exceeding 1000 m³ and stored to a height greater than 4 m including the following:
- (i) √ aerosol packs with flammable contents.
 - (ii) √ carpets and clothing.
 - (iii) √ electrical appliances.
 - (iv) √ *combustible* compressed fibreboards (low and high density) and plywoods.
 - (v) √ *combustible* cartons, irrespective of content.
 - (vi) √ esparto and other fibrous *combustible* material.
 - (vii) √ furniture including timber, cane and composite, where foamed rubber or plastics are incorporated.
 - (viii) √ paper storage (all forms of new or waste) eg., bales, sheet, horizontal or vertical rolls, waxed coated or processed.
 - (ix) √ textiles raw and finished, eg., rolled cloth, clothing and manchester.
 - (x) √ timber storage including sheets, planks, boards, joists and cut sizes.
 - (xi) √ vinyl, plastic, foamed plastic, rubber and other *combustible* sheets, offcuts and random pieces and rolled material storage, eg., carpet, tar paper, linoleum, wood veneer and foam mattresses.
 - (xii) √ all materials having wrappings or preformed containers of foamed plastics.

SPECIFICATION E1.7 √ FIRE DETECTION AND ALARM SYSTEMS

QLD Spec E1.7

1. √ Scope

This Specification describes the installation and operation of fire detection and alarm systems, which may also be utilised to operate a smoke control system within a building.

2. \dot{y} Type of system \dot{y}

ACT Spec E1.7 2

NSW Spec E1.7 2

SA Spec E1.7 2

TAS Spec E1.7 2

VIC Spec E1.7 2

An *automatic* fire detection and alarm system must comply with-

- (a) AS 1670 subject to this Specification, except that Clause 2.4(a) of the Standard only applies to heat detectors; or
- (b) for a Class 1b, 2 or 3 building or Class 4 part of a building, Clause 9 as permitted by Clause 8.

3. System monitoring

NSW Spec E1.7 3

QLD Spec E1.7 3

TAS Spec E1.7 3

- (a) \dot{y} An *automatic* fire detection and alarm system must be connected to a fire station or other approved monitoring service where the system is-
 - (i) \dot{y} *required* in a-
 - (A) \dot{y} Class 3 building by E1.7(a)(iii); or
 - (B) \dot{y} Class 9a building by E1.7(a)(iv), except where Clause 5(a)(ii) and (iii) of this Specification apply; or
 - (ii) \dot{y} installed in accordance with Specification E2.2 to satisfy the requirements of Part E2.
- (b) \dot{y} An *automatic* fire detection and alarm system need not be connected to a fire station or other monitoring service where the system is-
 - (i) \dot{y} *required* in a-
 - (A) \dot{y} Class 1b building by E1.7(a)(i); or
 - (B) \dot{y} Class 2 building by E1.7(a)(ii); or
 - (ii) \dot{y} except where (a) applies, provided to satisfy the requirements of Part E2.

4. \dot{y} Connection to other warning devices

An *automatic* fire detection and alarm system must be connected to and activate-

- (a) \dot{y} any emergency warning and intercommunication system *required* by Part E4; or
- (b) \dot{y} where an emergency warning and communication system is not *required* by Part E4, a system of loud speakers, smoke alarms or other audible warning devices complying with Clause 2.2.3 of AS 2220.2 and located on each *storey*.

5. \dot{y} Class 9a buildings

NSW Spec E1.7 5

In a Class 9a building, a fire detection and alarm system must-

- (a) \dot{y} where-
 - (i) \dot{y} more than 20 bed patients are accommodated, be installed throughout the building and be connected to a fire station in accordance with the requirements of the appropriate fire authority; or

- (ii) ý more than 6, but less than 21 bed patients are accommodated, be installed throughout the building but need not be connected to a fire station; or
 - (iii) ý 6 or less bed patients are accommodated, incorporate single station smoke detectors connected to consumer power mains and be located in all paths of egress and sleeping areas; and
- (b) ý have type "A" rate of rise heat detectors installed throughout the building, except-
- (i) ý in a sprinklered building; or
 - (ii) ý those areas where smoke detectors are installed; and
SA Spec E1.7 5(c)
- (c) ý have smoke detectors installed in-
- (i) ý *patient care areas* and the path of egress from each such area to a public space; and
 - (ii) ý other areas as necessary for effective smoke control; and
- (d) ý incorporate break glass manual fire alarms in paths of egress so that no point on a floor is more than 30 m from such an alarm point.

6. ý **Location of smoke detectors**

Smoke detectors must be-

NSW Spec E1.7 6(a)

- (a) ý wherever possible, surface mounted and outside air-handling ducts, unless a point sampling system with maximum sensitivity level of 0.5% smoke obscuration per metre is used; and
- (b) ý located at natural collection points for hot smoke having regard to the ceiling geometry and its effects on the migratory path; and
- (c) ý situated not more than 1.5 m horizontal distance from smoke doors or fire doors; and
- (d) ý of the photo-electric type if installed within ducts or atmospheres contaminated with dust particles less than 1 µm in size and other particles likely to operate an ionization type detector.

7. ý **Threshold Levels**

- (a) ý Sampling systems must comply with AS 1670, with response times and alarm thresholds maintained at minimum levels and no alarm delay permitted on the highest alarm threshold utilised.
- (b) ý The setting of alarm threshold levels for addressable detectors used within intelligent systems must not exceed the sensitivity levels nominated in-
 - (i) ý AS 1668.1; and
 - (ii) ý AS 1603 Parts 1, 4 and 6.

8. Class 1b, 2 and 3 buildings and a Class 4 part of a building- alternative system

ACT Spec E1.7 8

NSW Spec E1.7 8

QLD Spec E1.7 8

SA Spec E1.7 8

TAS Spec E1.7 8

VIC Spec E1.7 8

- (a) \dot{y} In a Class 1b or 2 building or a Class 4 part of a building, an *automatic* smoke detection and alarm system must-
- (i) \dot{y} consist of a system of self-contained smoke alarms in accordance with Clause 9; or
 - (ii) \dot{y} comply with Clauses 2(a), 3, 4, 6 and 7 of this Specification.
- (b) \dot{y} In a Class 3 building, an *automatic* smoke detection and alarm system must-
- (i) \dot{y} if *required* by E1.7(a)(iii), comply with Clauses 2(a), 3, 4, 6, and 7 of this Specification except that heat detectors may be used in kitchen areas and other areas where the installation of smoke detectors would be likely to cause false alarms; or
 - (ii) \dot{y} if not *required* by E1.7(a)(iii)-
 - (A) \dot{y} consist of a system of self-contained smoke alarms in accordance with Clause 9; or
 - (B) \dot{y} comply with Clauses 2(a), 3, 4, 6 and 7 of this Specification except that heat detectors may be used in kitchen areas and other areas where the installation of smoke detectors would be likely to cause false alarms.

9. \dot{y} Self-contained smoke alarms

ACT Spec E1.7 9

NSW Spec E1.7 9

SA Spec E1.7 9

TAS Spec E1.7 9

VIC Spec E1.7 9

A system consisting of self-contained smoke alarms must comply with the following:

- (a) \dot{y} In a Class 1b building, self-contained smoke alarms must be installed in suitable locations on or near the ceiling-
- (i) \dot{y} in every bedroom and associated hallway; and
 - (ii) \dot{y} on each *storey*.
- (b) \dot{y} In a Class 2 or 3 building, or a Class 4 part of a building, self-contained smoke alarms must be installed in each dwelling or *sole-occupancy unit* in suitable locations on or near the ceiling in any *storey*-
- (i) \dot{y} containing any bedrooms-
 - (A) \dot{y} between each part of the dwelling or *sole-occupancy unit* containing bedrooms and the remainder of the dwelling or *sole-occupancy unit*; or
 - (B) \dot{y} where bedrooms are served by a hallway, in that hallway; or
 - (C) \dot{y} in each bedroom and either (A) or (B); and

- (ii) not containing any bedrooms.
- (c) In a Class 2 or 3 building not protected with a *sprinkler system*, self-contained smoke alarms must be installed within each *public corridor* -
 - (i) not more than 5 m from any wall and not more than 10 m between detectors; and
 - (ii) to provide an audible alarm complying with Clause 4.
- (d) In a Class 3 building, in addition to being within *sole-occupancy units*, self-contained smoke alarms must be installed in other *habitable rooms*, except that in kitchen areas, in a building not protected with a *sprinkler system*, suitable self-contained heat alarms may be installed, with the smoke and heat alarms-
 - (i) located in accordance with AS 1670; and
 - (ii) arranged to provide an audible alarm complying with Clause 4.
- (e) (i) Self-contained smoke alarms must-
 - (A) comply with AS 3786; or
 - (B) be listed in the SSL Register of Accredited Products; and
 - (ii) be connected to the consumer mains power.

SPECIFICATION E1.8 FIRE CONTROL CENTRES

1. Scope

This Specification describes the construction and content of *required* fire control centres or rooms.

2. Purpose and content

A fire control centre or room must-

- (a) provide an area from which fire fighting operations or other emergency procedures can be directed or controlled; and
- (b) contain controls, panels, telephones, furniture, equipment and the like associated with the *required* fire services in the building; and
- (c) not be used for any purpose other than the control of-
 - (i) fire fighting activities; and
 - (ii) other measures concerning the safety or security of the building occupants.

3. Location of fire-control centre or room

A fire control centre or room must be so located in a building that egress from any part of its floor, to a public road or *open space*, does not involve changes in level which in aggregate exceed 300 mm.

4. Construction

A fire-control centre in a building more than 50 m in *effective height* must be in a separate room where-

SUPERCEDED

- (a) ý the enclosing construction is of concrete, masonry or the like, sufficiently impact resistant to withstand the impact of any likely falling debris, and with an FRL of not less than 120/120/120; and
- (b) ý any material used as a finish, surface, lining or the like within the room complies with the requirements of Specification C1.10 for *fire-isolated stairways*; and
- (c) ý services, pipes, ducts and the like that are not directly *required* for the proper functioning of the fire control room do not pass through it; and
- (d) ý openings in the walls, floors or ceiling which separate the room from the interior of the building are confined to doorways, ventilation and other openings for services necessary for the proper functioning of the facility.

5. ý Protection of openings

Openings permitted by clause 4 must be protected as follows:

- (a) ý Openings for *windows*, doorways, ventilation, service pipes, conduits and the like, in an *external wall* of the building that faces a public road or *open space*, must be protected in accordance with Part C3 as applicable.
- (b) ý Openings in the floors, ceilings and *internal walls* enclosing a fire control room must, except for doorways, be protected in accordance with Part C3, as appropriate.
- (c) ý A door opening in the *internal walls* enclosing a fire-control room, must be fitted with a self closing - /120/30 smoke sealed fire door.
- (d) ý Openings associated with natural or mechanical ventilation must-
 - (i) ý not be made in any ceiling or floor immediately above or below the fire control room; and
 - (ii) ý be protected by a - 120/- fire damper if the opening is for a duct through a wall *required* to have an FRL, other than an *external wall*.

6. ý Exit doors

- (a) ý *Required* doors to a fire control room must open into the room, be lockable and located so that persons using escape routes from the building will not obstruct or hinder access to the room.
- (b) ý The fire control room must be accessible via two paths of travel-
 - (i) ý one from the front entrance of the building; and
 - (ii) ý one direct from a public place or *fire-isolated passageway* which leads to a public place and has an FRL of not less than - /120/120.

7. ý Size and contents

- (a) ý A fire control room must contain not less than-
 - (i) ý a Fire Indicator Panel and necessary control switches and visual status indication for all *required* fire pumps, smoke control fans and other *required* fire safety equipment installed in the building; and
 - (ii) ý a telephone directly connected to an external telephone exchange; and
 - (iii) ý a blackboard or whiteboard not less than 1200 mm wide x 1000 mm high; and
 - (iv) ý a pin up board not less than 1200 mm wide x 1000 mm high; and

SUPERCEDED

SUPERCEDED

- (v) ý a raked plan layout table of a size suitable for laying out the plans provided under (vi); and
 - (vi) ý colour-coded, durable, tactical fire plans.
- (b) ý In addition, a fire control room may contain-
- (i) ý master emergency control panels, lift annunciator panels, remote switching controls for gas or electrical supplies and emergency generator backup; and
 - (ii) ý building security, surveillance and management systems if they are completely segregated from all other systems.
- (c) ý A fire-control room must-
- (i) ý have a *floor area* of not less than 10 m² and the length of any internal side must be not less than 2.5 m; and
 - (ii) ý if only the minimum prescribed equipment is installed - have a net floor area of not less than 8 m² with a clear space of not less than 1.5 m² in front of the Fire Indicator Panel; and
 - (iii) ý if additional equipment is installed - have an additional area of not less than 2 m² net floor area for each additional facility and a clear space of not less than 1.5 m² in front of each additional control or indicator panel, and the area *required* for any path of travel through the room to other areas must be provided in addition to the requirements (ii) and (iii).

8. ý Ventilation and power supply

A fire control room must be ventilated by-

- (a) ý natural ventilation from a *window* or doorway in an *external wall* of the building which opens directly into the fire control room from a roadway or *open space*; or
- (b) ý a pressurisation system that only serves the fire control room, and-
 - (i) ý is installed in accordance with AS 1668.1 as though the room is a *fire-isolated stairway*; and
 - (ii) ý is activated *automatically* by operation of the fire alarm or *sprinkler system* installed in the building and manually by an over-riding control in the room; and
 - (iii) ý provides a flow of fresh air through the room of not less than 30 air changes per hour when the system is operating and any door to the room is open; and
 - (iv) ý has fans, motors and ductwork that form part of the system but not contained within the fire-control room protected by enclosing construction with an FRL of not less than 120/120/120; and
 - (v) ý has any electrical supply to the fire-control room or equipment necessary for its operation connected to the supply side of the main disconnection switch for the building,

and no openable devices other than necessary doorways, pressure controlled relief louvres and *windows* that are openable by a key, must be constructed in the fire control room.

SUPERCEDED

9. ý Sign

The external face of the door to the fire control room must have a sign with the words-

FIRE CONTROL ROOM

in letters of not less than 50 mm high and of a colour which contrasts with that of the background.

10. ý Lighting

Emergency lighting in accordance with Part E4 must be provided in a fire control room, except that an illumination level of not less than 400 lux must be maintained at the surface of the plan table.

11. ý Equipment not permitted within a fire control centre or room

An internal combustion engine, pumps, sprinkler control valves, pipes and pipe fittings must not be located in a fire control centre or room, but may be located in rooms accessed through the fire control centre or room.

12. ý Ambient Sound Level

The ambient sound level within the fire control centre or room measured when all fire safety equipment is operating in the manner in which it operates in an emergency, must not exceed 65 dB(A), when determined in accordance with AS 2107.

SPECIFICATION E2.2 SMOKE EXHAUST SYSTEMS**1. ý Scope**

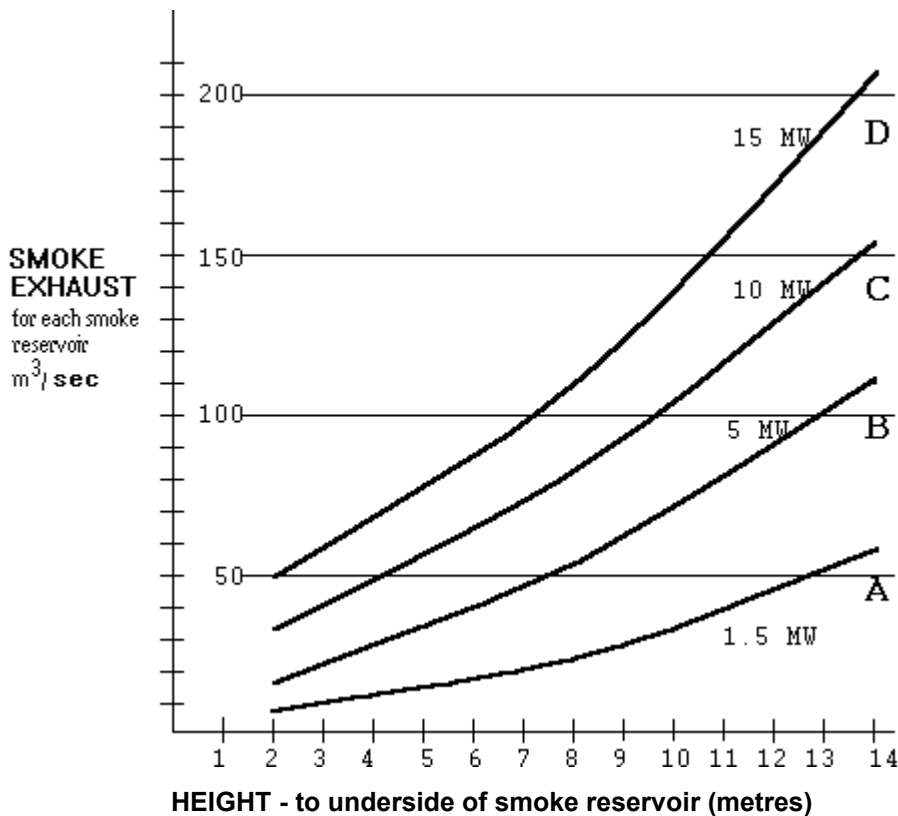
This Specification describes the requirements for mechanical smoke exhaust systems.

2. ý General requirements**2.1 Smoke exhaust fan capacity**

- (a) ý Smoke exhaust fans must have a capacity sufficient to contain the smoke layer within the smoke reservoir with the height of the lower edge of the smoke reservoir not less than 2.1 m above the highest floor level.
- (b) ý Exhaust quantities determined in accordance with Figure 2.1, with the height measurement taken from the floor to the underside of the smoke layer, satisfy the exhaust capacity requirement .

Figure 2 SMOKE EXHAUST RATE

BUILDING CLASS	CURVE	
	UNSPRINKLERED	SPRINKLERED
2, 3, 5 or 9	B	A
6	C	B
7 or 8	D	B



2.2 Smoke exhaust fan requirements

Each smoke exhaust fan must-

- (a) \dot{y} be selected to extract only from within the smoke layer depth; and
- (b) \dot{y} be capable of operating at a temperature of 200°C for a period of not less than 1 hour; and
- (c) \dot{y} in a building not fitted with a *sprinkler system*, in addition to (b), be capable of operating at a temperature of 300°C for a period of not less than 30 minutes.

2.3 Smoke exhaust fan control

- (a) \dot{y} Each smoke exhaust fan must be activated sequentially by smoke detectors complying with Clauses 2.9(c), 2.10(b)(v) or 3(d), as applicable, and arranged in zones to match the smoke reservoir served by the fan.
- (b) \dot{y} Where any other *required* suitable fire alarm system, including a *sprinkler system*, is installed in the building and is zoned in accordance with (a), activation of the system must also initiate the respective smoke exhaust fan.
- (c) \dot{y}
 - (i) Provision for manual control must be provided adjacent to the fire indicator panel or as otherwise approved for use by emergency personnel.
 - (ii) Controls, indicators and operating instructions installed and provided in accordance with Clauses 4.17 and 4.18 of AS 1668.1 satisfies (i).
- (d) \dot{y} Power supply wiring to exhaust fans and essential control and detector circuits must comply with AS1668.1.

2.4 Smoke exhaust fan location and discharge requirements

Smoke exhaust fans must be located -

- (a) \dot{y} such that each smoke reservoir is served by a minimum of one fan; and

SUPERCEDED

- (b) ŷ at the natural collection points for the hot smoky gasses within each smoke reservoir having due regard to the ceiling geometry and its effect on the migratory path of the smoke; and
- (c) ŷ to discharge directly to the outside and vertically upwards with a velocity of not less than 5 m/s; and
- (d) ŷ not less than 6 m from any air intake points; and
- (e) ŷ positioned so that egress from the building is not impeded by the discharge of smoke.

2.5 Building air-handling systems

- (a) ŷ (i) An air-handling system that recycles air within a single *fire compartment*; and
 - (ii) ŷ a supply air system with a capacity of 500 l/s or more, must be shut down on the activation of the smoke exhaust system except where it forms part of the smoke exhaust system.
- (b) ŷ Where a supply air system, or supply air component of a recycling air-handling system, forms part of the smoke exhaust system, a smoke detector must be provided in accordance with Clause 4.15 of AS 1668.1 to, on detection of smoke-
 - (i) ŷ shut down the supply air fan; and
 - (ii) ŷ close the outside air damper.
- (c) ŷ (i) Supply air systems with a capacity of less than 500 l/s; and
 - (ii) exhaust air systems,need not form part of the smoke exhaust system and may continue to operate.

2.6 Make-up air

- (a) ŷ Automatic entry of outdoor air at a velocity of not more than 1 m/s must be provided as make-up air to satisfy the requirements of the smoke exhaust system.
- (b) ŷ The provision of make-up air must be arranged such that-
 - (i) ŷ disturbance of the smoke layer due to turbulence created by the incoming air is minimised; and
 - (ii) ŷ the risk of smoke migration to areas remote from the fire due to the effects of the incoming air on the air flow and air balancing of the total system is minimised.

2.7 Warning systems

Smoke detectors installed to activate the smoke extraction system must be connected to-

- (a) ŷ any emergency warning and intercommunication system *required* by Part E4; or
- (b) ŷ where an emergency warning and communication system is not *required* by Part E4, a system of loud speakers or other audible warning devices complying with Clause 2.2.3 of AS 2220.2 and located on each *storey*.

2.8 System monitoring

Smoke detectors installed to activate the smoke extraction system must be connected to a fire station or other approved monitoring service.

SUPERCEDED

2.9 Single storey fire compartments

- (a) ∫ The *fire compartment* must be divided into smoke reservoirs at ceiling level of not more than 2000 m².
- (b) ∫ The depth of the smoke reservoir must be determined in accordance with the exhaust fan capacity and must not be less than 500 mm.
- (c) ∫ Each smoke exhaust fan must be activated in accordance with Clause 2.3 by-
 - (i) ∫ a smoke detection and alarm system complying with Specification E1.7; or
 - (ii) ∫ smoke detectors with a normal sensitivity classification in accordance with AS1603.2 spaced not more than 20 m apart and not more than 10 m from any wall, bulkhead or smoke curtain with not less than one detector for each 300 m² of *floor area*.

2.10 Multi-storey fire compartments

- (a) ∫ The smoke exhaust system must be designed to-
 - (i) ∫ exhaust from the smoke affected *storey*; and
 - (ii) ∫ minimise the spread of smoke to other *storeys*; and
 - (iii) ∫ ensure any voids containing escalators and/or stairs commonly used by the public are not used as a smoke extraction path.
- (b) ∫ The requirements in (a) are satisfied if -
 - (i) ∫ each *storey* is divided into smoke reservoirs at ceiling level of not more than 2000 m²; and
 - (ii) ∫ the depth of the smoke reservoir is determined in accordance with the exhaust fan capacity and is not less than 500 mm; and
 - (iii) ∫ a *non-combustible* bulkhead, or baffle, is provided around the underside of each opening between *storeys* with a depth of not less than the depth of the smoke reservoir provided under (ii) plus 400 mm; and
 - (iv) ∫ make-up air is provided to the smoke affected *storey* through each opening and void between *storeys* so as to provide an average air velocity of 1 m/s across the vertical openings beneath the bulkhead or baffle; and
 - (v) ∫ a smoke detection system is installed-
 - (A) ∫ complying with Specification E1.7; or
 - (B) ∫ consisting of smoke detectors with a normal sensitivity classification in accordance with AS1603.2 spaced not more than 20 m apart and not more than 10 m from any wall, bulkhead or curtain with not less than one detector for each 300 m² of *floor area*; and
 - (vi) ∫ on activation of any smoke detector-
 - (A) ∫ return air dampers to all building air-handling units close; and
 - (B) ∫ smoke exhaust fans operate to remove smoke from the smoke affected reservoir; and
 - (C) ∫ supply air systems, and supply air components of recycling air-handling systems, on the smoke affected *storey* shut down except where they are designed to provide make-up air in accordance with Clause 2.6; and
 - (D) ∫ 100% outside air is supplied to all other non smoke affected *storeys*.

3 Class 6 buildings - enclosed common walkways and malls

- (a) ý The walkway or mall must be divided into smoke reservoirs by smoke curtains at ceiling level or by the geometry of the roof or ceiling structure such that -
 - (i) ý the walkway or mall is separated into smoke reservoirs not exceeding 60 m in length; and
 - (ii) ý the smoke reservoir is of sufficient depth to contain the smoke layer.
- (b) ý The smoke curtains or roof or ceiling structure forming the reservoirs must be of *non combustible*, non shattering material.
- (c) ý Exhaust fans must -
 - (i) ý be located not more than 20 m from the end of the mall and spaced not more than 40 m apart; and
 - (ii) ý not be located at the intersection of walkways or malls.
- (d) ý Each smoke exhaust fan must be activated by -
 - (i) ý in single *storey* walkways or malls-
 - (A) ý a smoke detection and alarm system which complies with Specification E1.7; or
 - (B) ý smoke detectors with a normal sensitivity classification in accordance with AS1603.2 spaced not more than 15 m apart and not more than 10 m from any wall, bulkhead or curtain with not less than one detector for each 200 m² of *floor area*; and
 - (ii) ý in multi-*storey* walkways or malls, a smoke detection system which operates at an obscuration level not greater than 0.5% per metre with compensation for external airborne contamination as necessary.

SECTION F HEALTH AND AMENITY

CONTENTS

F1 Damp and Weatherproofing

- F1.1 Drainage ý
- F1.2 Building on land subject to dampness ý
- F1.3 Drainage of land surrounding buildings ý
- F1.4 Weatherproofing of roofs and walls ý
- F1.5 Roof coverings deemed-to-satisfy ý
- F1.6 Sarking ý
- F1.7 Water proofing of wet areas in buildings ý
- F1.8 Damp-proof courses and mortars ý
- F1.9 Acceptable damp-proof courses ý
- F1.10 Damp-proofing of floors on the ground ý
- F1.11 Provision of floor wastes ý

F2 Sanitary and Other Facilities

- F2.1 Facilities in residential buildings ý
- F2.2 Calculation of number of occupants and fixtures ý
- F2.3 Facilities in Class 3 to 9 buildings ý
- F2.4 Facilities for people with disabilities ý
- F2.5 Construction of sanitary compartments ý
- F2.6 Interpretation: Urinals and washbasins ý
- F2.7 Warm water installations ý

F3 Room Sizes

- F3.1 Height of rooms ý

F4 Light and Ventilation

- F4.1 Provision of natural light ý
- F4.2 Methods and extent of natural lighting ý
- F4.3 Natural light borrowed from adjoining room ý
- F4.4 Artificial lighting ý
- F4.5 Ventilation of rooms ý
- F4.6 Natural ventilation ý
- F4.7 Ventilation borrowed from adjoining room ý
- F4.8 Restriction on position of water closets and urinals ý
- F4.9 Airlocks ý

SUPERCEDED

- F4.10 Sub-floor ventilation ý
- F4.11 Public car parks ý

F5 Noise Transmission and Insulation

- F5.1 Application of Part
- F5.2 Sound Transmission Class: Interpretation
- F5.3 Sound insulation of floors between units
- F5.4 Sound insulation of walls between units
- F5.5 Walls between a bathroom, laundry or kitchen and a habitable room in adjoining unit ý
- F5.6 Soil and waste pipes to be separated ý
- F5.7 Isolation of pumps ý

Specifications

- F5.2 STC Ratings for Building Elements ý
- F5.5 Impact Sound - Test of Equivalence ý

Appendices

ACT

- F3.101 Carparking facilities ý
- Part F6 Thermal Insulation ý

Qld

- F1.101 Flashings to narrow spaces ý
- F101 Vermin control ý

SA

- F2.101 Locker and change rooms for employees ý
- F6 Rodent protection ý

Tas

- F2.101 Urinals ý
- F2.102 Installation of closet fixtures ý
- F2.103 Slop-hoppers ý
- F4.101 Fixed natural ventilation ý

Vic

- F2.101 First aid rooms ý
- F3.101 Children's service centres - Size of rooms ý
- F3.102 Class 3 buildings - size of rooms ý
- F3.103 Class 3 and 9a residential aged care buildings - size of rooms ý
- Part F6 Thermal Insulation ý

SUPERCEDED

OBJECTIVE

A building must be so designed and constructed that the following objectives are fulfilled:

Part F1 Damp and Weatherproofing

Suitable drainage, damp and weatherproofing must be provided where necessary to prevent-

- (a) moisture or damp affecting the stability of the building; and
- (b) the creation of any unhealthy or dangerous condition; and
- (c) undue damage to adjoining property.

Part F2 Sanitary and Other Facilities

Adequate toilet and washing facilities must be provided for the occupants of a building, having regard to its use and size.

Part F3 Room Sizes

The ceiling height of rooms and other spaces within a building must be adequate for their use and purpose.

Part F4 Light and Ventilation

Light and ventilation within a building must be adequate for the occupants, having regard to the use or purpose of the building.

Part F5 Noise Transmission

Adequate insulation against noise transmission must be provided to minimise undue disturbance to neighbouring occupants.

[ACT Part F6](#)

[SA Part F6](#)

[VIC Part F6](#)

PART F1 DAMP AND WEATHERPROOFING

F1.1 Drainage

[ACT F1.1](#)

The construction of a drainage system and the position and manner of discharge of a stormwater drain must not-

- (a) result in the entry of water into a building; or
- (b) affect the stability of a building; or
- (c) create any unhealthy or dangerous condition on the *site* or within the building.

F1.2 Building on land subject to dampness

One or more of the following measures must be carried out if it is warranted by the dampness of the building *site*:

- (a) ý The subsoil must be adequately drained.
- (b) ý The ground under the building must be regraded or filled and provided with outlets to prevent accumulation of water.
- (c) ý The surface of the ground under the building must be covered with a suitable damp-resisting material.

F1.3 Drainage of land surrounding buildings

A suitable system of drainage must be provided if paving, excavation or any other work on an allotment will cause undue interference with the existing drainage of rainwater falling on the allotment whether the existing drainage is natural or otherwise.

F1.4 Weatherproofing of roofs and walls

Roofs and *external walls* (including openings around *windows* and doors) must be so constructed as to prevent rain or dampness penetrating to the inner parts of a building, unless it is-

- (a) ý a Class 7, 8 or 10 building and in the particular case there is no necessity for compliance; or
- (b) ý a garage, tool shed, *sanitary compartment*, or the like, forming part of a building used for other purposes; or
- (c) ý *an open spectator stand or open-deck carpark.*

F1.5 Roof coverings deemed-to-satisfy

A roof complies with F1.4 if it is covered with-

- (a) ý concrete roofing tiles that comply with AS 2049 and are fixed, except in cyclonic areas, in accordance with AS 2050, as appropriate; or
- (b) ý terracotta roofing tiles that comply with AS 2049 and are fixed, except in cyclonic areas, in accordance with AS 2050; or
- (c) ý corrugated cellulose fibre reinforced cement sheeting that complies with AS 2908.1 and installed in accordance with AS 1639; or
- (d) ý metal sheet roofing that complies with AS 1562.1; or
- (e) ý plastic sheet roofing designed and installed in accordance with AS/NZS 4256 and AS 2424.
- (f) ý asphalt shingles that comply with ASTM D3018-90, Type A

F1.6 Pliable roof sarking

- (a) ý *Sarking-type materials* used for weatherproofing of roofs and walls, as *required* by F1.4, must be suitable for the purpose.
- (b) ý Compliance with AS/NZS 4200 satisfies (a).

F1.7 Water proofing of wet areas in buildings

SA F1.7

- (a) The following parts of a building must be impervious to water: ý

SUPERCEDED

- (i) ý In any building - the floor surface or substrate in a shower enclosure, or within 1.5 m measured horizontally from a point vertically below the shower fitting, if there is no enclosure.
 - (ii) ý In a Class 3, 5, 6, 7, 8 or 9 building - the floor surface or substrate in a bathroom or shower room, slop hopper or sink compartment, laundry or *sanitary compartment* which is used in common by the occupants.
 - (iii) ý In a Class 2 or 3 building or Class 4 part - the floor of those rooms fitted with a floor waste in accordance with F1.11.
 - (iv) ý The wall surface or substrate-
 - (A) ý of a shower enclosure, or if the shower is not enclosed, within 1.5 m and exposed to a shower fitting, to a height of 1.8 m above the floor; and
 - (B) ý immediately adjacent or behind a bath, trough, basin, sink, or similar fixture, to a height not less than 150 mm above the fixture if it is within 75 mm of the wall.
 - (v) ý The junction between the floor and wall if the wall and floor are *required* to be impervious to water.
 - (vi) ý The junction between the wall and fixture if the wall is *required* to be impervious to water.
- (b) ý Compliance with AS 3740 satisfies (a).

NSW F1.7(c)

F1.8 Damp-proof courses and mortars ý

SA F1.8

Except in a building that is exempt from weatherproofing under F1.4, moisture from the ground must be prevented from reaching-

- (a) the lowest floor timbers and the walls above the lowest floor joists; and
- (b) the walls above the damp-proof course; and
- (c) the underside of a suspended floor constructed of a material other than timber, and the supporting beams or girders.

F1.9 Acceptable damp-proof courses

SA F1.9

A damp-proof course must consist of-

- (a) a material that complies with AS 2904; or
- (b) suitable termite shields; or
- (c) other suitable material.

F1.10 Damp-proofing of floors on the ground

If a floor of a room is laid on the ground or on fill-

- (a) ý moisture from the ground must be prevented from reaching the upper surface of the floor and adjacent walls by-

SA F1.10(a)(i)

- (i) ý the insertion of a vapour barrier in accordance with AS 2870.1; or
- (ii) ý other suitable means; except

- (b) ý damp-proofing need not be provided if-
- (i) ý the building is exempt from weatherproofing under F1.4; or
 - (ii) ý the floor is the base of a stair, lift or similar *shaft* which is adequately drained by gravitation or mechanical means.

F1.11 Provision of floor wastes

In a Class 2 or 3 building or Class 4 part, the floor of each bathroom and laundry in a *sole-occupancy unit* which is located at any level above another *sole-occupancy unit* must be graded to permit drainage to a floor waste.

QLD F1.101

PARTF2 SANITARY AND OTHER FACILITIES

F2.1 Facilities in residential buildings

Sanitary and other facilities for Class 1, 2 and 3 buildings and for Class 4 parts of buildings must be provided in accordance with Table F2.1.

NSW Table F2.1(Class 1)

VIC Table F2.1

Table F2.1 PROVISION OF SANITARY AND OTHER FACILITIES IN RESIDENTIAL BUILDINGS	
CLASS OF BUILDING	MINIMUM FACILITIES REQUIRED
Class 1	<ul style="list-style-type: none"> (a) a kitchen sink and facilities for the preparation and cooking of food; (b) ý a bath or shower; (c) ý clothes washing facilities, comprising at least one washtub and space in the same room for a washing machine or wash copper; and (d) ý a closet pan and washbasin <p>If any of these facilities are detached from the main building, they must be set aside for the exclusive use of the occupants of the Class 1 building.</p>
Class 2	<p>Within each <i>sole-occupancy unit</i>-</p> <ul style="list-style-type: none"> (a) ý a kitchen sink and facilities for the preparation and cooking of food; (b) ý a bath or shower; and (c) a closet pan and washbasin; and <p>For each building-</p> <ul style="list-style-type: none"> (a) ý a separate laundry for each 4 <i>sole-occupancy units</i>, or part, without its own clothes washing facilities comprising at least one washtub and space for a washing machine or wash copper; (b) ý clothes drying facilities comprising- <ul style="list-style-type: none"> (i) ý clothes lines or hoists with not less than 7.5 m of line per <i>sole-occupancy unit</i>; or (ii) ý one heat-operated drying cabinet or appliance for each 4 <i>sole-occupancy units</i>, or part, without its own drying facilities; and <p>Facilities for employees-</p> <p>if the building contains more than 10 <i>sole-occupancy-units</i>, or a group of Class 2 buildings on the one allotment contains, in total, more than 10 <i>sole-occupancy units</i> - a closet pan and washbasin in a compartment or room at or near ground level and accessible to employees without entering a <i>sole-occupancy unit</i>.</p>

Class 3 ý	<p>Facilities for residents-</p> <p>For each building or group of buildings-</p> <p>(a) ý a bath or shower; and</p> <p>(b) ý a closet pan and washbasin,</p> <p>For each 10 residents for whom private facilities are not provided, except that-</p> <p>(c) ý if one urinal is provided for each 25 males up to 50 and one additional urinal for each additional 50 males or parts thereof,</p> <p>one closet pan for each 12 males may be provided.</p> <p>Facilities for employees - see Clause F2.3. ý</p> <p>Note: These facilities need not be situated within the building. ý</p>
Class 4 ý	<p>For each <i>sole-occupancy unit</i>-</p> <p>(a) ý a kitchen sink and facilities for the preparation and cooking of food;</p> <p>(b) ý a bath or shower;</p> <p>(c) ý a closet pan and washbasin;</p> <p>(d) ý clothes washing facilities, comprising a washtub and space in the same room for a washing machine or wash copper; and</p> <p>(e) ý a clothes line or hoist, or space for a heat-operated drying cabinet or similar appliance for the exclusive use of the occupants.</p>

F2.2 ý **Calculation of number of occupants and fixtures**

- (a) ý The number of persons accommodated must be calculated according to D1.13 if it cannot be more accurately determined by other means.
- (b) ý Unless the premises are used predominantly by one sex, sanitary facilities must be provided on the basis of equal numbers of males and females.
- (c) ý In calculating the number of sanitary facilities to be provided under F2.1 and F2.3, a unisex facility *required* for people with disabilities may be counted once for each sex.
- (d) ý For the purposes of this Part, a unisex facility comprises one closet pan, one washbasin and means for the disposal of sanitary towels.

F2.3 ý **Facilities in Class 3 to 9 buildings**

SA F2.3(a)

- (a) ý Sanitary facilities must be provided for Class 3, 5, 6, 7, 8 and 9 buildings in accordance with Table F2.3.
- (b) ý A *health care building* must be provided with-
 - (i) ý one kitchen or other suitable facility for the preparation and cooking or reheating of food including a kitchen sink and washbasin; and
 - (ii) ý laundry facilities for the cleansing and drying of linen and clothing or suitable facilities for holding and dispatch or treatment of soiled linen and clothing, sanitary towels and the like and the receipt and storage of clean linen.
- (c) ý An *early childhood centre* must be provided with-
 - (i) ý one kitchen with facilities for preparation of and cooking food for infants including a kitchen sink and space for a refrigerator; and

SUPERCEDED

- (ii) if the centre accommodates children younger than 2 years old, a laundry facility comprising a washtub and space in the same room for a washing machine or wash copper.

SA Table F2.3

VIC Table F2.3

Table F2.3 SANITARY FACILITIES IN CLASS 3, 5, 6, 7, 8 AND 9 BUILDINGS										
Class of Building	User	Max Number Served by-								
		Closet Fixture(s)			Urinal(s)			Washbasin(s)		
		1	2	Each Extra	1	2	Each Extra	1	2	Each Extra
3,5,6 and 9 other than schools	Employees									
	Males	20	40	20	25	50	50	30	60	30
	Females	15	30	15				30	60	30
7 and 8	Employees									
	Males	20	40	20	25	50	50	20	40	20
	Females	15	30	15				20	40	20
6-Department stores, shopping centres	Patrons									
	Males	1200	2400	1200	600	1200	1200	600	1200	1200
	Females	300	600	1200				600	1200	1200
6-Restaurants cafes, bars	Patrons									
	Males	100	300	200	50	100	*50	50	200	200
	Females	25	50	**50				50	150	200
* Where the number of male patrons exceeds 250, not less than 5 urinals must be provided plus one additional urinal for every additional 100 males in excess of 250										
** Where the number of female patrons exceeds 250, not less than 6 closet fixtures must be provided plus one additional closet fixture for every 100 females in excess of 250										
9a- Health-care buildings	Patients-									
	Males	-	16	8				8	16	8
	Females	-	16	8				8	16	8
- Other facilities	(i)	One shower for each 8, or part, patients or inmates.								
	(ii)	One island-type plunge bath in each storey containing a ward area								
9b - Schools	Employees-									
	Males	20	40	20	20	45	30	30	60	30
	Females	5	20	15				30	60	30
	Students-									
	Males	30	70	70	30	70	35	20	40	40
	Females	10	20	20				20	40	40
9b-Early childhood centres	Children-		30	15					30	15
Other facilities	(a)	One bath or shower-bath must be provided								
	(b)	If the centre accommodates children under 2 years of age a bench type baby bath must be provided								

SUPERCEDED

9b- Sporting venues, theatres, cinemas, art galleries or the like	Participants									
	Males	20	40	20	10	20	10	10	20	10
	Females	10	20	10				10	20	10
Other facilities	One shower for each 10, or part, participants.									
	Spectators or patrons									
	Males	250	500	500	100	200	100	150	300	150
	Females	75	150	75				150	300	150
9b- Churches, chapels or the like	Patrons									
	Males	300	800	500	200	400	200	250	500	250
	Females	150	300	150				250	500	250
9b- Public halls, function rooms, or the like	Patrons									
	Males	100	300	200	50	100	*50	50	200	200
	Females	25	50	**50				50	150	200
* Where the number of male patrons exceeds 250, not less than 5 urinals must be provided plus one additional urinal for every additional 100 males in excess of 250.										
** Where the number of female patrons exceeds 250, not less than 6 closet fixtures must be provided plus one additional closet fixture for every 100 females in excess of 250.										

Notes: ý

Urinals - a urinal need not be provided if the number of males employed is less than 10. ý

Unisex facility - Instead of separate facilities for each sex, if not more than 10 persons are employed, ý a unisex facility may be provided; ý

Combined facilities - if the majority of employees are of one sex, not more than 2 employees of the ý other sex may share toilet facilities if -

(a) ý facilities for females include adequate means for the disposal of sanitary towels; and

(b) ý the facilities are separated by means of walls, partitions and doors to afford privacy.

Use of public facilities - sanitary facilities for employees need not be separate from those *required* for public use in a Class 6 or 9b building, other than a *school* or *early childhood centre*.

Sanitary facilities for public - sanitary facilities need not be provided for the public in -

(i) ý a Class 6 building used as department store or shopping centre if the building accommodates less than 600 persons; or

(ii) ý a Class 6 building used as restaurant, cafe, bar, public hall, function room or the like if the building accommodates not more than 20 persons; or

(iii) ý a Class 9b building used as a sporting venue, theatre, cinema, museum, art gallery or the like if the number of spectators or patrons is not more than 100.

For females - adequate means of disposal of sanitary towels must be provided.

Health-care buildings - in *patient care areas* where each area is provided with its own facilities - closet pans, washbasins and showers as set out in Table F2.3 need not be provided.

F2.4 Facilities for people with disabilities

(a) ý Sanitary facilities must be provided in accordance with Table F2.4 for every Class 3, 5, 6, 7, 8 and 9 building that is *required* by Part D3 to be accessible to people with disabilities and may be calculated as part of the number of facilities *required* by Table F2.3.

(b) ý The construction and layout of all facilities provided in accordance with Table F2.4 must be suitable for the needs of people with disabilities.

SUPERCEDED

- (c) \dot{y} Sanitary facilities satisfy (b) if they comply with AS 1428.1.
- (d) \dot{y} A unisex facility must be located so that it can be entered without crossing an area reserved for one sex only.

WA TABLE F2.4

Table F2.4 SANITARY FACILITIES FOR PEOPLE WITH DISABILITIES \dot{y}

CLASS OF BUILDING	MINIMUM FACILITY FOR USE BY PEOPLE WITH \dot{y} DISABILITIES \dot{y}	
Class 3 - In every <i>sole-occupancy unit</i> to which access for people with disabilities is <i>required</i> -	(a) one closet pan and washbasin; and (b) \dot{y} one shower.	
Class 3 - in-	where F2.1 and F2.3 <i>require</i>	one unisex facility.
(i) accommodation areas, other than in sole-occupancy units; and	1 - 100 closet pans plus urinals:	
(ii) other parts of the building, \dot{y} to which access for people with disabilities is <i>required</i>	where F2.1 and F2.3 <i>require</i>	(a) two unisex facilities; or (b) \dot{y} one unisex facility and one closet pan and washbasin for each sex.
Class 5, 6, 7, 8 and 9 - to which people with disabilities is <i>required</i>	where F2.1 and F2.3 <i>require</i>	(a) \dot{y} two unisex facilities or one unisex facility and one closet pan and washbasin for each sex; and (b) \dot{y} one additional unisex facility or one closet pan and washbasin for each sex for each additional 100 facilities normally required.
	where F2.1 and F2.3 <i>require</i> 1 or \dot{y} more showers: \dot{y}	one shower for each 10 showers or part thereof, but not less than one for use by both sexes.
adequate facilities for the disposal of sanitary towels must be provided		

F2.5 Construction of sanitary compartments

- (a) \dot{y} Partitions - Other than in an *early childhood centre*, *sanitary compartments* must have doors and partitions that must separate adjacent compartments and extend-
 - (i) \dot{y} from floor level to the ceiling in the case of a unisex facility; or
 - (ii) \dot{y} to a height of not less than 1500 mm above the floor if primary *school* children are the principal users; or
 - (iii) \dot{y} 1800 mm above the floor in all other cases.

WA F2.5(b)

- (b) * * * * * \dot{y}

QLD F2.5(c),(d)

VIC F2.5(c)

F2.6 Interpretation: Urinals and washbasins

- (a) \dot{y} A urinal may be-

- (i) ý an individual stall or wall-hung urinal;
 - (ii) each 600 mm length of a continuous urinal trough; or
 - (iii) ý a closet pan used in place of a urinal.
- (b) ý A washbasin may be-
- (i) ý an individual basin; or
 - (ii) ý a part of a hand washing trough served by a single water tap.

F2.7 Warm Water Installations

NSW F2.7

Warm water installations in nursing homes, institutions and health care buildings etc., must be installed in accordance with AS 3666.

TAS F2.101 to F2.103

SA F2.101

VIC F2.101

PART F3 ROOM SIZES

F3.1 Height of rooms

- (a) ý A room or space within a building must have sufficient height suitable for the intended function of that room or space.
- (b) ý The requirement of (a) is satisfied if the ceiling height is not less than-
- (i) ý in a Class 1, 2 or 3 building or Class 4 part-
 - (B) ý a kitchen, laundry, or the like - 2.1 m; and
 - (C) ý a corridor, passageway or the like - 2.1 m; and
 - (A) ý a *habitable room* excluding a kitchen - 2.4 m; and
 - (ii) ý in a Class 5, 6, 7 or 8 building -
 - (A) ý generally, except as allowed in (B) and (v) - 2.4 m; and
 - (B) ý a corridor, passageway, or the like - 2.1 m; and
 - (iii) ý in a Class 9a building-
 - (A) ý a *patient care area* - 2.4 m; and
 - (B) ý an operating theatre or delivery room - 3 m; and
 - (C) ý a treatment room, clinic, waiting room, passageway, corridor, or the like - 2.4 m; and
 - (iv) ý in a Class 9b building-
 - (A) ý a *school* classroom or other *assembly building* or part that accommodates not more than 100 persons - 2.4 m; and
 - (B) ý a theatre, public hall or other *assembly building* or part that accommodates more than 100 persons - 2.7 m; and
 - (v) ý in any building-
 - (A) ý a bathroom, shower room, *sanitary compartment*, airlock, tea preparation room, pantry, store room, garage, car parking area, or the like - 2.1 m; and
 - (B) ý a commercial kitchen - 2.4 m; and

- (C) ý an attic room, room with a sloping ceiling or projection below ceiling line or a non-*habitable* room or similar space - a height that does not unduly interfere with the proper functioning of the room or space.

ACT F3.101

VIC F3.101 to F3.103

PART F4 LIGHT AND VENTILATION

F4.1 Provision of natural light

Natural lighting must be provided in:

- (a) ý **Class 1 and 2 buildings and Class 4 parts** - to all *habitable rooms*.
 (b) ý **Class 3 buildings** - to all bedrooms and dormitories.
 (c) ý **Class 9a buildings** - to all rooms used for sleeping purposes.

VIC F4.1(d)

- (d) ý **Class 9b buildings** - to all general purpose classrooms in primary or secondary *schools* and all playrooms or the like or the use of children in an *early childhood centre*.

F4.2 Methods and extent of natural lighting

- (a) ý Subject to 3.6 of Specification C1.1, *required* natural lighting must be provided by *windows* that-
- (i) ý have an aggregate light transmitting area measured exclusive of framing members, glazing bars or other obstructions of not less than 10% of the *floor area* of the room; and
- (ii) ý are open to the sky or face a court or other space open to the sky or an open verandah, *carport* or the like.
- (b) ý in a Class 1 building, a *required window* that faces a boundary of an adjoining allotment must not be less than a horizontal distance of 900 mm from that boundary.
- (c) ý In a Class 2, 3 or 9 building or a Class 4 part a *required window* that faces a boundary of an adjoining allotment or a wall of the same building or another building on the allotment must not be less than a horizontal distance from that boundary or wall that is the greater of-
- (i) ý generally - 1 m; and
- (ii) ý in a *patient care area* or other room used for sleeping purposes in a Class 9a building - 3 m; and
- (iii) ý 50% of the square root of the exterior height of the wall in which the *window* is located, measured in metres from its sill.

SA F4.2(d)

F4.3 Natural light borrowed from adjoining room

Natural lighting to a room in a Class 1 or 2 building or a Class 4 part or in a *sole-occupancy unit* of a Class 3 building, may come through a glazed panel or opening from an adjoining room (including an enclosed verandah) if-

- (a) ý in a Class 2 or 3 building or a Class 4 part, both rooms are within the same *sole-occupancy unit* or the enclosed verandah is on common property; and

SUPERCEDED

- (b) ý the glazed panel or opening has an area of not less than 10% of the *floor area* of the room to which it provides light; and
 - (c) ý the adjoining room has *windows* with an aggregate light transmitting area of not less than 10% of the combined *floor areas* of both rooms,
- and the areas specified in (b) and (c) may be reduced as appropriate if direct natural light is provided from another source.

F4.4 Artificial lighting

- (a) ý Artificial lighting must be provided -
 - (i) ý in *required* stairways, passageways, and ramps; and
 - (ii) ý if natural lighting of a standard equivalent to that *required* by F4.2 is not available, and the periods of occupation or use of the room or space will create undue hazard to occupants seeking egress in an emergency, in-
 - (A) ý Class 1 buildings and Class 4 parts - to *sanitary compartments*, bathrooms, shower rooms, airlocks and laundries; and
 - (B) ý Class 2 buildings - to *sanitary compartments*, bathrooms, shower rooms, airlocks, laundries, common stairways and other spaces used in common by the occupants of the building; and
 - (C) ý Class 3, 5, 6, 7, 8 and 9 buildings - to all rooms that are frequently occupied and all corridors, lobbies, internal stairways, other circulation spaces and paths of egress.
- (b) ý An artificial lighting system in accordance with AS 1680 satisfies (a).

F4.5 Ventilation of rooms

- (a) ý A *habitable room*, office, shop, factory, workroom, *sanitary compartment*, bathroom, shower room, laundry and any other room occupied by a person for any purpose must have adequate flow-through or cross-ventilation and air quality, including sufficient air-changes and fresh air quantities.
- (b) ý The requirements of (a) are satisfied by provision of-
 - (i) ý natural ventilation complying with F4.6; or
NSW F4.5(b)(ii)
 - (ii) ý a mechanical ventilation or air-conditioning system complying with AS 1668.2 and AS 3666.

F4.6 Natural ventilation

Required natural ventilation must be provided by permanent *windows*, openings, doors or other devices which can be opened-

- (a) ý with an aggregate opening or openable size not less than 5% of the *floor area* of the room *required* to be ventilated; and
- (b) ý open to-
 - (i) ý a suitably sized court, or space open to the sky; or
 - (ii) ý an open verandah, *carport*, or the like; or
 - (iii) ý an adjoining room in accordance with F4.7.

SUPERCEDED

F4.7 Ventilation borrowed from adjoining room

Natural ventilation to a room may come through a *window*, opening, ventilating door or other device from an adjoining room (including an enclosed verandah) if both rooms are within the same *sole-occupancy unit* or the enclosed verandah is common property, and-

- (a) ý in a Class 1 or 2 building, a *sole-occupancy unit* of a Class 3 building or a Class 4 part of a building-
 - (i) ý the room to be ventilated is not a *sanitary compartment*; and
 - (ii) ý the *window*, opening, door or other device has a ventilating area of not less than 5% of the *floor area* of the room to be ventilated; and
 - (iii) ý the adjoining room has a *window*, opening, door or other device with a ventilating area of not less than 5% of the combined *floor areas* of both rooms; and
- (b) ý in a Class 5, 6, 7, 8 or 9 building-
 - (i) ý the *window*, opening, door or other device has a ventilating area of not less than 10% of the *floor area* of the room to be ventilated, measured not more than 3.6 m above the floor; and
 - (ii) ý the adjoining room has a *window*, opening, door or other device with a ventilating area of not less than 10% of the combined *floor areas* of both rooms; and
- (c) ý the ventilating areas specified in (a) and (b) may be reduced as appropriate if direct natural ventilation is provided from another source.

F4.8 Restriction on position of water closets and urinals

A room containing a closet pan or urinal must not open directly into-

- (a) ý a kitchen or pantry; or
- (b) ý a public dining room or restaurant; or
- (c) ý a dormitory in a Class 3 building; or
- (d) ý a room used for public assembly (which is not an *early childhood centre*, *primary school* or *open spectator stand*); or
- (e) ý a workplace normally occupied by more than one person.

F4.9 Airlocks

If a room containing a closet pan or urinal is prohibited under F4.8 from opening directly to another room-

- (a) ý in a Class 1 building, a *sole-occupancy unit* in a Class 2 or 3 building or in a Class 4 part-
 - (i) ý access must be by an airlock, hallway or other room; or
 - (ii) ý the room containing the closet pan or urinal must be provided with mechanical exhaust ventilation; and
- (b) ý in a Class 5, 6, 7, 8 or 9 building (which is not an *early childhood centre*, *primary school* or *open spectator stand*)-
 - (i) ý access must be by an airlock, hallway or other room with a *floor area* of not less than 1.1 m² and fitted with *self-closing* doors at all access doorways; or

- (ii) ŷ the room containing the closet pan or urinal must be provided with mechanical exhaust ventilation and the doorway to the room adequately screened from view.

F4.10 Sub-floor ventilation

- (a) ŷ Suitable provision must be made to prevent undue deterioration of the lowest floor of a building because of dampness, other conditions on the allotment or the design of the building.
- (b) ŷ The requirements of (a) are satisfied if-
 - (i) ŷ an adequately cross-ventilated space is provided between the underside of the floor, if it suspended, and the ground surface; or
 - (ii) ŷ an impervious cover is provided over the ground surface beneath the building; or
 - (iii) ŷ the floor members are suitably treated.

F4.11 Public carparks

Every storey of a *public carpark*, except an *open-deck carpark*, must have-

- (a) ŷ a system of ventilation complying with AS 1668.2; or
- (b) ŷ a suitable system of permanent natural ventilation.

TAS F4.101

WA F4.12

PART F5 NOISE TRANSMISSION AND INSULATION

F5.1 Application of Part

NSW F5.1

VIC F5.1

This Part applies to-

- (a) Class 1 buildings joined by a separating wall as *required* by Clause 7 of Specification C1.9; and
- (b) all Class 2 and Class 3 buildings.

F5.2 Sound Transmission Class: Interpretation

A form of construction *required* to have a certain Sound Transmission Class (STC) must-

- (a) ŷ have the *required* value determined under AS 1276; or
- (b) ŷ comply with Specification F5.2; or
- (c) ŷ be supported by evidence of its STC under A2.2.

F5.3 Sound insulation of floors between units

A floor separating *sole-occupancy units* must have an STC not less than 45.

F5.4 Sound insulation of walls between units

A wall must have an STC not less than 45 if it separates-

- (a) *sole-occupancy units* ; or
 (b) *a sole-occupancy unit* from a plant room, lift *shaft*, stairway, *public corridor*, hallway or the like.

F5.5 *Walls between a bathroom, sanitary compartment, laundry or kitchen and a habitable room in adjoining unit*

- (a) *A wall separating a bathroom, sanitary compartment, laundry or kitchen in one sole-occupancy unit from a habitable room (other than a kitchen) in an adjoining unit must-*
- (i) *have an STC of not less than 50; and*
 - (ii) *provide a satisfactory level of insulation against impact sound; and*
 - (iii) *not incorporate a duct which reduces the STC of the wall to less than 50.*
- (b) *A wall satisfies (a)(i) and (a)(ii) if it is-*
- (i) *in accordance with Table F5.5; or*
 - (ii) *for other than masonry, in 2 or more separate leaves without rigid mechanical connection except at their periphery; or*
 - (iii) *identical with a prototype that is no less resistant to the transmission of impact sound when tested in accordance with Specification F5.5 than a wall listed in Table F5.5.*

Table F5.5 CONSTRUCTION OF WALLS TO REDUCE IMPACT SOUND

CAVITY BRICKWORK-

Two leaves 90 mm brick masonry with-

- (i) all joints filled solid with mortar;
 - (ii) an air space not less than 40 mm between the leaves; and
 - (iii) the leaves connected only by ties in accordance with AS 3700.
-

SINGLE LEAF BRICKWORK

110 mm thick brick masonry with-

- (i) each face rendered 13 mm thick;
 - (ii) 50 mm x 12 mm thick timber battens at not more than 610 mm centres fixed to each face but not recessed into the render;
 - (iii) one layer of 12 mm thick softboard nailed to the battens; and
 - (iv) 6 mm thick medium density hardboard adhesive-fixed to the softboard.
-

CONCRETE BLOCKWORK-

190 mm thick concrete block masonry with-

- (i) each face of the blocks fitted with 50 mm x 50 mm timber battens, spaced at not more than 610 mm centres, screw-fixed into resilient plugs with rubber inserts;
 - (ii) the space between the battens completely filled with mineral or glass wool blanket or batts not less than 50 mm thick; and
 - (iii) the outer face of the battens finished with plasterboard not less than 10 mm thick or other material with a mass per unit area not less than 7.3 kg/m².
-

F5.6 Soil and waste pipes to be separated

If a soil or waste pipe, including a pipe that is embedded in or passes through a floor, serves or passes through more than one *sole-occupancy unit*-

- (a) ∫ the pipe must be separated from the rooms of any *sole-occupancy unit* by construction with an STC not less than-
 - (i) ∫ 45 if the adjacent room is a *habitable room* (other than a kitchen);
 - (ii) ∫ 30 if the adjacent room is a kitchen or any other room; and
- (b) ∫ a door or panel providing access to the pipe must not open into any *habitable room* (other than a kitchen); and
- (c) ∫ an access door or panel in any other part must be firmly fixed so as to overlap the frame or rebate of the frame by not less than 10 mm, be fitted with a sealing gasket along all edges and constructed of-
 - (i) ∫ wood, particleboard or blockboard not less than 38 mm thick; or
 - (ii) ∫ compressed fibre reinforced cement sheeting not less than 9 mm thick; or
 - (iii) ∫ other suitable material with a mass per unit area not less than 24.4 kg/m².

F5.7 Isolation of pumps

A flexible coupling must be used at the point of connection between the service pipes in a building and any circulating or other pump.

SPECIFICATION F5.2 ∫ STC RATINGS FOR BUILDING ELEMENTS

1. ∫ Scope

This Specification lists the Sound Transmission Class ratings for some common forms of construction.

2. ∫ Construction deemed-to-satisfy

The forms of construction listed in Table 2 are considered to have the STC stated in that Table if installed as follows:

- (a) ∫ **Masonry** - Units must be laid with all joints filled solid, including those between the masonry and any adjoining construction.
- (b) ∫ **Concrete slabs** - Joints between concrete slabs and any adjoining construction must be filled solid.
- (c) ∫ **Plasterboard** -
 - (i) ∫ if one layer is *required* under this Specification, it must be screw-fixed to the studs with joints staggered on opposite faces;
 - (ii) ∫ if 2 layers are *required*, the first layer must be fixed according to (i) and the second layer must be fixed to the first layer with nails, screws or adhesive so that the joints do not coincide with those of the first layer;
 - (iii) ∫ joints between sheets or between sheets and any adjoining construction must be taped and filled solid; and
 - (iv) ∫ fire-protective grade plasterboard must be the special grade manufactured for use in *fire-resisting construction*.

(d) **Steel studs and perimeter members -**

- (i) the section of steel must be not less than 0.6 mm thick;
- (ii) studs must be not less than 63 mm in depth unless another depth is listed in the Table;
- (iii) studs must be fixed to steel top and bottom plates of sufficient depth to permit secure fixing of the plasterboard; and
- (iv) all steel members at the perimeter of the wall must be securely fixed to the adjoining structure and bedded in resilient compound or the joints must be caulked so that there are no voids between the steel members and the wall.

Table 2 STC RATINGS APPLICABLE TO CONSTRUCTION

CONSTRUCTION	STC (not less than)
WALLS	
Clay brickwork-	
(a) 230 mm thick in one or more leaves and with a mass per unit area of not less than 290 kg/m ²	45
(b) 110 mm thick rendered 13 mm thick on both sides with a mass per unit area of the unrendered wall being not less than 190 kg/m ²	45
(c) 110 mm thick, of semi-dry-pressed bricks and rendered 13 mm on one side, the mass per unit area of the unrendered wall being not less than 215 kg/m ²	45
(d) 110 mm thick, of extruded brick and rendered 13 mm on one side, the mass per unit area of the unrendered wall being not less than 180 kg/m ²	45
Concrete brickwork- 110 mm thick with a mass per unit area of not less than 195 kg/m ²	45
Concrete blockwork-	
(a) 190 mm thick with a mass per unit area of not less than 215 kg/m ²	45
(b) 140 mm thick, the wall thickness of the blocks being not less than 44 mm and with -	
(i) 50 mm x 50 mm timber battens spaced at not more than 610 mm centres screw-fixed on one face of the blocks into resilient plugs with rubber inserts between battens and the wall;	
(ii) the face of the battens clad with 13 mm thick standard plasterboard; and	
(iii) a mass per unit area of the whole system of not less than 220 kg/m ²	45
Concrete-	
(a) In-situ concrete- 125 mm thick and with a density of not less than 2200 kg/m ³	45
(b) In-situ concrete- 100 mm thick and with a density of not less than 2500 kg/m ³	45
(c) Precast concrete- 100 mm thick and without joints:	45
Steel stud walling-	
(a) with 2 layers of 16 mm thick fire-protective grade plasterboard fixed to each face:	45
(b) with-	
(i) 1 layer of 13 mm thick fire-protective grade plasterboard fixed to one face, and before fixing, 50 mm thick mineral or glass wool blanket or batts stapled to the back of each sheet so that the sheet is completely covered; and	
(ii) 2 layers of 13 mm thick fire-grade plasterboard fixed to the other face:	45
(c) with-	
(i) 1 layer of 16 mm fire-protective grade plasterboard fixed to one face;	

SUPERCEDED

(ii) 50 mm thick mineral or glass wool blanket or batts wedged firmly between the studs; and	
(iii) 2 layers of fire-protective grade plasterboard fixed to the other face, the inner layer being 16 mm thick and the outer layer being 13 mm	45
(d) with 2 layers of 13 mm plasterboard on both sides of 75 mm studs	45
<hr/>	
FLOORS-	
Concrete-	
(a) In-situ concrete slab- 125 mm thick and with a density of not less than 2200 kg/m ³	45
(b) in-situ concrete slab- 100 mm thick and with a density of not less than 2500 kg/m ³	45
(c) Pre-cast concrete slab- 100 mm thick and without joints	45
Timber - comprising-	
(a) timber joists not less than 175 mm x 50 mm;	
(b) 75 mm thick mineral or glass wool blanket or batts cut to fit tightly between joists and laid on 10 mm thick plasterboard fixed to underside of joists;	
(c) 25 mm thick mineral or glass wool blanket or batts laid over entire floor, including tops of joists before flooring is laid; and	
(d) tongued-and-grooved boards not less than 19 mm thick, secured to 75 mm x 50 mm battens; and	
(e) the assembled flooring laid over the joists, but not fixed to them, with the battens lying between the joists	45
<hr/>	
DUCTS OR OTHER CONSTRUCTION SEPARATING SOIL AND WASTE PIPES FROM UNITS	
Masonry- not less than 90 mm thick	30
Plasterboard- 2 layers of plasterboard-	
(a) each 10 mm thick, fixed to timber studs not less than 75 mm x 50 mm and spaced at not more than 400 mm centres	30
(b) each 13 mm thick, one on each side of steel studs not less than 50 mm deep and spaced at not more than 400 mm centres	30
<hr/>	

SPECIFICATION F5.5 5 IMPACT SOUND - TEST OF EQUIVALENCE

1. 5 Scope

This specification describes a method of test to determine the comparative resistance of walls to the transmission of impact sound.

2. 5 Construction to be tested

- (a) 5 The test is conducted on a specimen of prototype wall construction and on a specimen of one or other of the constructions specified in Table F5.5.
- (b) 5 The testing of a construction specified in Table F5.5 need not be repeated for subsequent comparisons provided complete records of the results, the test equipment and the technique of testing are kept so that identical equipment can be employed and an identical technique can be adopted in the testing of specimens of prototype wall construction.

3. ý Method

- (a) ý The wall constructions to be compared must be tested in a laboratory complying with AS 1191.
- (b) ý A horizontal steel platform 510 mm x 460 mm x 10 mm thick must be placed with one long edge in continuous and direct contact with the wall to be tested on the side of the wall on which the impact sound is to be generated.
- (c) ý A tapping machine complying with ISO 140/VI-1978 (E) must be mounted centrally on the steel platform.
- (d) ý The sound transmission through the wall must be determined in accordance with AS 1191 except that the tapping machine as mounted on the steel platform must be used as the source of sound.
- (e) ý The impact sound pressure levels measured in the receiving room must be converted into normalized levels using a reference equivalent absorption area of 10 m².

SECTION G ANCILLARY PROVISIONS

CONTENTS

- G1 Minor Structures and Components**
- G1.1 Swimming pools
 - G1.2 Refrigerated chambers, strong-rooms and vaults
- G2 Heating Appliances, Fireplaces, Chimneys and Flues**
- G2.1 General requirements
 - G2.2 Installation of appliances
 - G2.3 Open fireplaces deemed-to-satisfy
 - G2.4 Incinerator rooms
- G3 Atrium Construction**
- G3.1 Atriums affected by this Part
 - G3.2 Dimensions of atrium well
 - G3.3 Separation of atrium by bounding walls
 - G3.4 Construction of bounding walls
 - G3.5 Construction at balconies
 - G3.6 Separation at roof
 - G3.7 Means of egress from atriums
 - G3.8 Fire and smoke control systems in buildings containing atriums
- G4 Construction in Alpine Areas**
- G4.1 Application of Part
 - G4.2 Walls bounding or separating units
 - G4.3 External doorways
 - G4.4 Emergency lighting
 - G4.5 External ramps
 - G4.6 Discharge of exits
 - G4.7 External trafficable structures
 - G4.8 Fire-fighting services and equipment
 - G4.9 Fire orders
- G5 Construction in Bushfire Prone Areas**
- G5.1 Protection required
 - G5.2 Protection deemed-to-satisfy

Specifications ý

G3.8 Fire and Smoke Control Systems in Buildings containing Atriums

Appendices

ACT

G1.103 Awning and projections

G2.102 Chimneys and flues

NSW

G1.101 Provision for cleaning windows

Qld

Part G101 Awnings and Balconies

Part G102 Certain Attachments

SA

Part G7 Access for Maintenance

Part G8 Miscellaneous Provisions

Tas

Part G101 Projections Over Ways

Vic

G1.101 Children's services centres - Outdoor play space

OBJECTIVE

This Section contains more specific requirements for particular parts of buildings or structures.

Parts of buildings and structures must be so designed and constructed that the following objectives, in addition to those listed for Sections B, C, D, E and F where relevant, are fulfilled:

Part G1 Minor Structures and Components

G1.1 Swimming Pools

(a) Suitable means for the disposal of water and drainage must be provided to a *swimming pool*.

QLD G1.1(b)

(b) Access by unsupervised young children to *swimming pools* must be restricted.

TAS G1.1(c)

G1.2 Refrigerated chambers, strong rooms and vaults

TAS G1.2

Refrigerated, cooling chambers, strong rooms and vaults or the like, that are capable of accommodating a person must have adequate safety measures to facilitate escape and for alerting persons outside the chamber or vault in the event of an emergency.

Part G2 Heating Appliances, Fireplaces, Chimneys and Flues

Heating appliances, fireplaces, chimneys and flues must be adequately constructed or separated to prevent-

(a) ignition of nearby parts of the building; or

(b) escape or discharge of smoke to the inside of the building or to adjacent *windows*, ventilation inlets or the like.

Part G3 Atrium Construction

The construction of an *atrium* must not unduly increase the danger to occupants from fire or smoke.

Part G4 Construction in Alpine Areas

Additional safety measures must be provided in *alpine areas* in view of the increased difficulties in fighting fire and maintaining access and means of egress in snow or ice conditions.

Part G5 Construction in Bushfire Prone Areas

Residential buildings constructed in bushfire prone areas must provide some resistance to bushfires in order to reduce the danger to life and minimise loss of property.

SA Part G7, G8

TAS Part G101

PART G1 MINOR STRUCTURES AND COMPONENTS

G1.1 Swimming pools

NT G1.1

WA G1.1

(a) **Drainage** : A *swimming pool* must have suitable means of drainage. ý

ACT G1.1(b)

NSW G1.1(b)

QLD G1.1(b)

SA G1.1(b)

(b) ý **Safety fencing** : A *swimming pool* associated with a Class 1, 2 or 3 building, with a depth of water more than 300 mm must have suitable barriers to restrict access by young children to the immediate pool surrounds or safety fencing in accordance with AS 2818 and AS 1926.1 .

ACT G1.1(c) to (e)

QLD G1.1(c)

SA G1.1(c)

TAS G1.1(c) to (i)

G1.2 Refrigerated chambers, strong-rooms and vaults ý

TAS G1.2

(a) ý A refrigerated or cooling chamber which is of sufficient size for a person to enter must-

(i) ý have a door which is in an opening with a clear width of not less than 600 mm and a clear height of not less than 1.5 m; and

(ii) ý at all times, be able to be opened from inside without a key.

(b) ý A strong room or a vault in a building must have-

(i) ý internal lighting controllable only from within the room; and

(ii) ý a pilot light located outside the room but controllable only by the switch for the internal lighting.

(c) ý A refrigerated or cooling chamber, strong room or vault must have a suitable alarm device located outside but controllable only from within the chamber, room or vault.

ACT G1.103

NSW G1.101

QLD G101, G102

VIC G1.101

PART G2 HEATING APPLIANCES, FIREPLACES, CHIMNEYS AND FLUES

G2.1 General requirements

A chimney or flue must be constructed-

(a) ý to withstand the temperatures likely to be generated by the appliance to which it is connected; and

- (b) ý so that the temperature of the exposed faces will not reach a level that would cause damage to nearby parts of the building; and
- (c) ý so that hot products of combustion will not-
 - (i) ý escape through the walls of the chimney or flue; and
 - (ii) ý discharge in a position that will cause fire to spread to nearby *combustible* materials or allow smoke to penetrate through nearby *windows*, ventilation inlets, or the like; and
- (d) ý in such a manner as to prevent rainwater penetrating to any part of the interior of the building.

G2.2 Installation of appliances

The installation of a stove, heater or similar appliance in a building must comply with:

- (a) ý Domestic oil-fired appliances - Installation: AS 1691.
- (b) ý Domestic solid-fuel burning appliances - Installation: AS 2918.
- (c) ý Pressure equipment: AS/NZS 1200.

ACT G2.2(d),(e)

G2.3 Open fireplaces deemed-to-satisfy

An open fireplace, or solid-fuel burning appliance in which the fuel-burning compartment is not enclosed, satisfies G2.1 if it has-

- (a) ý a hearth constructed of stone, concrete, masonry or similar *non-combustible* material so that-
 - (i) ý it extends not less than 300 mm beyond the front of the fireplace opening and not less than 150 mm beyond each side of that opening; and
 - (ii) ý it extends beyond the limits of the fireplace or appliance not less than 300 mm if the fireplace or appliance is free-standing from any wall of the room; and
 - (iii) ý its upper surface does not slope away from the grate or appliance; and
 - (iv) ý *combustible* material situated below the hearth but not below that part *required* to extend beyond the fireplace opening or the limits of the fireplace is not less than 155 mm from the upper surface of the hearth;
- (b) ý walls forming the sides and back of the fireplace up to not less than 300 mm above the underside of the arch or lintel which-
 - (i) ý are constructed in 2 separate leaves of solid masonry not less than 180 mm thick, excluding any cavity; and
 - (ii) ý do not consist of concrete block masonry in the construction of the inner leaf;
- (c) ý walls of the chimney above the level referred to in (b)-
 - (i) ý constructed of masonry units with a net volume, excluding cored and similar holes, not less than 75% of their gross volume, measured on the overall rectangular shape of the units, and with an actual thickness of not less than 100 mm; and
 - (ii) ý lined internally to a thickness of not less than 12 mm with rendering consisting of 1 part cement, 3 parts lime, and 10 parts sand by volume, or other suitable material; and

- (d) suitable damp-proof courses or flashings to maintain weatherproofing. ý

ACT G2.3(e)

G2.4 Incinerator rooms

- (a) ý If an incinerator is installed in a building any hopper giving access to a charging chute must be-
- (i) ý *non-combustible*; and
 - (ii) ý gas-tight when closed; and
 - (iii) ý designed to return to the closed position after use; and
 - (iv) ý not attached to a chute that connects directly to a flue unless the hopper is located in the open air; and
 - (v) ý not located in a *required exit*.
- (b) ý A room containing an incinerator must be separated from other parts of the building by construction with an FRL of not less than 60/60/60.

ACT G2.102

PART G3 ATRIUM CONSTRUCTION

G3.1 Atriums affected by this Part

This Part does not apply to an *atrium* which-

- (a) ý connects only 2 *storeys*; or
- (b) ý connects only 3 *storeys* if-
 - (i) ý each *storey* is provided with a *sprinkler system* throughout; and
 - (ii) ý one of those *storeys* is situated at a level at which there is direct egress to a road or *open space*.

G3.2 Dimensions of atrium well

An *atrium well* must have a width throughout the well that is able to contain a cylinder having a horizontal diameter of not less than 6 m.

G3.3 Separation of atrium by bounding walls

An *atrium* must be separated from the remainder of the building at each *storey* by bounding walls set back not more than 3.5 m from the perimeter of the *atrium well* except in the case of the walls at no more than 3 consecutive *storeys* if-

- (a) ý one of those *storeys* is at a level at which direct egress to a road or *open space* is provided; and
- (b) ý the sum of the floor areas of those *storeys* that are contained within the *atrium* is not more than the maximum area that is permitted in Table C2.2.

G3.4 Construction of bounding walls

Bounding walls must-

- (a) ý have an FRL of not less than 60/60/60, and-
 - (i) ý extend from the floor of the *storey* to the underside of the floor next above or to the underside of the roof; and

- (ii) \dot{y} have any door openings protected with *self-closing* or *automatic* - /60/30 fire doors; or
- (b) \dot{y} be constructed of fixed toughened safety glass, or wired safety glass in *non-combustible* frames, with-
 - (i) \dot{y} any door openings fitted with a *self-closing* smoke door complying with Specification C3.4;
 - (ii) \dot{y} the walls and doors protected with wall-wetting systems in accordance with Specification G3.8; and
 - (iii) \dot{y} a fire barrier with an FRL of not less than - /60/30 installed in any ceiling spaces above the wall.

G3.5 \dot{y} Construction at balconies

If a bounding wall separating an *atrium* from the remainder of the building is set back from the perimeter of the *atrium well*, a balustrade that is imperforate and *non-combustible*, and not less than 1 m high must be provided.

G3.6 \dot{y} Separation at roof

In an *atrium*-

- (a) \dot{y} the roof must have the FRL prescribed in Table 3 of Specification C1.1; or
- (b) \dot{y} the roof structure and membrane must be protected by a *sprinkler system*.

G3.7 \dot{y} Means of egress from atriums

All areas within an *atrium* must have access to at least 2 *exits*.

G3.8 \dot{y} Fire and smoke control systems in buildings containing atriums

- (a) \dot{y} Suitable provision for *sprinkler systems*, smoke control, fire detection and alarm systems, and emergency warning and intercommunication systems must be provided in a building containing an *atrium*.
- (b) \dot{y} Compliance with Specification G3.8 satisfies (a).

PART G4 \dot{y} CONSTRUCTION IN ALPINE AREAS

G4.1 \dot{y} Application of Part

This Part applies to any building constructed in an *alpine area* and overrules other provisions of this Code.

G4.2 * * * * *

G4.3 \dot{y} External doorways

- (a) \dot{y} A door fitted to an external doorway which may be subject to the build-up of snow must-
 - (i) \dot{y} only be capable of opening inwards; and

SUPERCEDED

- (ii) √ be marked "OPEN INWARDS" on the inside face of the door in letters not less than 75 mm high and in a colour contrasting with that of the background; and
 - (iii) √ if it serves a corridor or stairway, be positioned in an alcove or recess so that it does not hinder egress.
- (b) √ An alcove or recess with-
- (i) √ no horizontal dimension less than twice the width of the door; and
 - (ii) √ the door positioned to open against a wall such that the distance from any part of its swing to the nearest point of entry of the stairway or corridor is not less than the width of the door,
- is deemed to satisfy Clause (a)(iii).
- (c) √ Every threshold of a *required exit* doorway must be located so that snow or ice is not deposited in a manner that will obstruct means of egress from that doorway.

G4.4 Emergency lighting

In a Class 2, 3, 5, 6, 7, 8 or 9 building, a system of emergency lighting must be installed in accordance with Part E4-

- (a) √ in every stairway (other than those within a *sole-occupancy unit*;
- (b) √ in every *public corridor*, public hallway or the like leading to an *exit*;
- (c) √ externally above every doorway opening to a road or *open space*; and
- (d) √ in any *storey* of the building if illumination sufficient for safe egress will not be available under conditions of emergency.

G4.5 External ramps

An external ramp serving as an *exit* must have a gradient not steeper than 1 in 12.

G4.6 Discharge of exits

- (a) √ Buildings must be constructed so that snow or ice is not deposited on the allotment, any adjoining allotment, road or public space in a location or manner that will-
 - (i) √ significantly obstruct a means of egress from any building to the road or *open space*; or
 - (ii) √ otherwise endanger people.
- (b) √ Construction satisfies (a) when-
 - (i) √ if any part of an *external wall* is more than 3.6 m above the natural ground level - the distance of that part from a boundary other than a road alignment is not less than 2.5 m plus 100 mm for each 300 mm or part by which that part of the wall exceeds a height of 3.6 m; and
 - (ii) √ if an *exit* doorway discharges into a court between wings of a building - the wings are not less than 6 m apart; and
 - (iii) √ if an *exit* doorway is opposite a barrier which is more than 900 mm above the threshold of the doorway - the threshold is at a distance from that barrier of not less than twice the height of the barrier or 6 m, whichever is the lesser.

SUPERCEDED

G4.7 External trafficable structures

External stairways, ramps, access bridges or other trafficable structures must have-

- (a) ý a floor surface that consists of steel mesh or other suitable material if it is used as a means of egress; and
- (b) ý any *required* balustrade constructed so that its sides are not less than 75% open.

G4.8 Fire-fighting services and equipment

Every Class 2, 3, 5, 6, 7, 8 and 9 building must have-

- (a) ý a manually operated fire alarm system with call-points complying with AS 1670; and
- (b) ý fire hose reels and *hydrants* installed in accordance with Part E1.

G4.9 Fire orders

TAS G4.9

Every Class 2, 3 or 9 building must display a notice clearly marked "FIRE ORDERS" in suitable locations near the main entrance and on each *storey*, explaining-

- (i) the method of operation of the fire alarm system and the location of all call-points;
- (ii) the location and methods of operation of all fire-fighting equipment;
- (iii) the location of all *exits*; and
- (iv) the procedure for evacuation of the building.

PART G5 CONSTRUCTION IN BUSHFIRE PRONE AREAS ý

NSW Part G5

G5.1 Protection required

A Class 1, 2 or 3 building that is constructed in a designated bushfire prone area must be provided with protection to reduce the risk of ignition by embers in the event of a bushfire.

G5.2 Protection deemed-to-satisfy

SA G5.2

A building complies with G5.1 if it is provided with protection in accordance with ý AS 3959.

SPECIFICATION G3.8 FIRE AND SMOKE CONTROL SYSTEMS IN BUILDINGS CONTAINING ATRIUMS

1. SCOPE

This Specification sets out the requirements for the design and operation of systems of fire and smoke control in buildings containing an *atrium*.

2. **AUTOMATIC FIRE SPRINKLER SYSTEM**

2.1 **General requirement**

A *sprinkler system* complying with AS 2118 must be installed in every building containing an *atrium*, except where varied or superseded by this Specification.

2.2 **Roof protection**

A roof of an *atrium* which does not have the FRL prescribed in Specification C1.1 or Part C2 must be protected by *automatic* sprinklers arranged to wet both the covering membrane and supporting structure if the roof is-

- (a) $\dot{\gamma}$ less than 12 m above the floor of the *atrium* or the floor of the highest *storey* where the bounding construction is set back more than 3.5 m from the *atrium well* if a Class 2, 3, 5 or 9 part of a building is open to the *atrium*; or
- (b) $\dot{\gamma}$ less than 20 m above the floor of the *atrium* or the floor of the highest *storey* where the bounding construction is set back more than 3.5 m from the *atrium well* if a Class 6, 7 or 8 part of a building is open to the *atrium*,

and the temperature rating of sprinkler heads providing roof protection must be within the range 79°C - 100°C.

2.3 **Atrium floor protection**

The floor of the *atrium* must be protected by sprinklers with-

- (a) $\dot{\gamma}$ the use of sidewall pattern sprinkler heads together with overhead sprinklers where dictated by the dimensions of the *atrium*; and
- (b) $\dot{\gamma}$ sprinkler heads of the fast response type, installed with suitable *non-combustible* heat collector plates of 200 mm minimum diameter to ensure activation by a rising fire plume.

2.4 **Sprinkler systems to glazed walls**

2.4.1 **Location of protection**

Where an *atrium* is separated from the remainder of the building by walls or doors incorporating glazing, a wall wetting system with suitable *non-combustible* heat collector plates of 200 mm diameter must be provided to protect the glazing as follows:

- (a) $\dot{\gamma}$ On the *atrium* side of the glazing - to all glazed walls which are set back more than 3.5 m from the *atrium well*.
- (b) $\dot{\gamma}$ On the *atrium* side of the glazing - to all glazed walls which are not set back, or are set back 3.5 m or less, from the *atrium well*, for all levels which are less than-
 - (i) $\dot{\gamma}$ 12 m above the floor of an *atrium* or the floor of the highest *storey* where the bounding wall is set back more than 3.5 m from the *atrium well* if a Class 2, 3, 5 or 9 part of the building is open to the *atrium*; or
 - (ii) $\dot{\gamma}$ 20 m above the floor of an *atrium* or the floor of the highest *storey* where the bounding wall is set back more than 3.5 m from the *atrium well* if a Class 6, 7 or 8 part of the building is open to the *atrium*.
- (c) On the side of the glazing away from the *atrium well* - to all glazing forming part of bounding wall at each *storey*.

2.4.2 Sprinkler head location

Sprinklers must be located in positions allowing full wetting of the glazing surfaces without wetting adjacent sprinkler heads.

2.4.3 Head rating and response time

Sprinkler heads must be of the fast response type and have a maximum temperature rating of 74°C.

2.4.4 Water discharge rate

The rate of water discharge to protect glazing must be not less than-

- (a) \dot{V} on the *atrium* side of the glazing-
 - (i) $\dot{V} \geq 0.25 \text{ L/s.m}^2$ where glazing is not set back from the *atrium well*; or
 - (ii) $\dot{V} \geq 0.167 \text{ L/s.m}^2$ where glazing is set back from the *atrium well*; and
- (b) \dot{V} on the side away from the *atrium well* - 0.167 L/s.m^2 .

2.4.5 Water supply

In addition to that of the basic sprinkler protection for the building, the water supply to *required* wall wetting systems must be of adequate capacity to accommodate the following on the *atrium* side of the glazing:

- (a) \dot{V} Where the bounding walls are set back less than 3.5 m from the *atrium well* - wall wetting of a part not less than 6 m long for a height of not less than-
 - (i) $\dot{V} \geq 12 \text{ m}$ above the floor of an *atrium* or the floor of the highest *storey* where the bounding wall is set back more than 3.5 m from the *atrium well* if a Class 2, 3, 5 or 9 part of the building is open to the *atrium*; or
 - (ii) $\dot{V} \geq 20 \text{ m}$ above the floor of an *atrium* or the floor of the highest *storey* where the bounding wall is set back more than 3.5 m from the *atrium well* if a Class 6, 7 or 8 part of the building is open to the *atrium*; and
- (b) \dot{V} Where the walls are set back 3.5 m or more from the *atrium well* - wetting of a part not less than 12 m long on one *storey*.

2.5 Stop valves

- (a) \dot{V} Basic sprinkler and wall wetting systems protecting a building containing an *atrium* must be provided with easily accessible and identified stop valves.
- (b) \dot{V} Sprinkler and wall wetting systems must be provided with independent stop valves.
- (c) \dot{V} Sprinkler heads protecting the roof of the *atrium* must be provided with a stop valve.
- (d) \dot{V} Stop valve to wall wetting and roof sprinklers may be of the gate type.
- (e) \dot{V} All sprinkler and wall wetting stop valves must be monitored to detect unauthorised closure.

3. \dot{V} SMOKE CONTROL SYSTEM

3.1 General requirements

Except where varied or superseded by this Specification, mechanical air-handling systems in a building containing an *atrium* must comply with AS 1668.1.

3.2 Operation of atrium mechanical air-handling systems

Mechanical air-handling systems serving an *atrium* must be designed to operate so that during a fire-

- (a) ∫ a tenable atmosphere is maintained in all paths of travel along balconies to *required* exits during the period of evacuation; and
- (b) ∫ smoke exhaust fans serving the *atrium* are only activated when smoke enters the *atrium*; and
- (c) ∫ central plant systems do not use the *atrium* as a return air path; and
- (d) ∫ central plant systems which use return air paths remote from the *atrium*-
 - (i) ∫ cycle to the full outside air mode; and
 - (ii) ∫ stop supply air to the fire affected *storey* or *fire compartment*; and
 - (iii) ∫ continue to fully exhaust the fire affected *storey* or *fire compartment* and reduce the exhaust from other *storeys* or *fire compartments* by at least 75%; and
 - (iv) ∫ continue to supply air to *fire compartments* or *storeys* other than the fire affected *storey* or *fire compartment*; and
- (e) ∫ fans performing relief or exhaust duty from the *atrium* stop normal operation; and
- (f) ∫ floor by floor, or unitary, air-handling plant serving a single *fire compartment* or *storey*-
 - (i) ∫ ceases normal operation in the fire affected *storey* or *fire compartment*; and
 - (ii) ∫ commences full relief or exhaust from that fire affected *storey* or *fire compartment*; and
 - (iii) ∫ continue to supply air to *fire compartments* or *storeys* other than the fire affected *storey* or *fire compartment*.

3.3 Activation of smoke control system

- (a) ∫ The smoke control system must be activated by-
 - (i) ∫ operation of an *automatic* fire alarm; or
 - (ii) ∫ operation of the *sprinkler system*; or
 - (iii) ∫ a manual start switch,
- (b) ∫ All controls for the smoke control system must be located-
 - (i) ∫ in the fire control room; or
 - (ii) ∫ in the emergency control centre, (if any); or
 - (iii) ∫ adjacent to the sprinkler control valves; or
 - (iv) ∫ incorporated in the Fire Indicator Board.

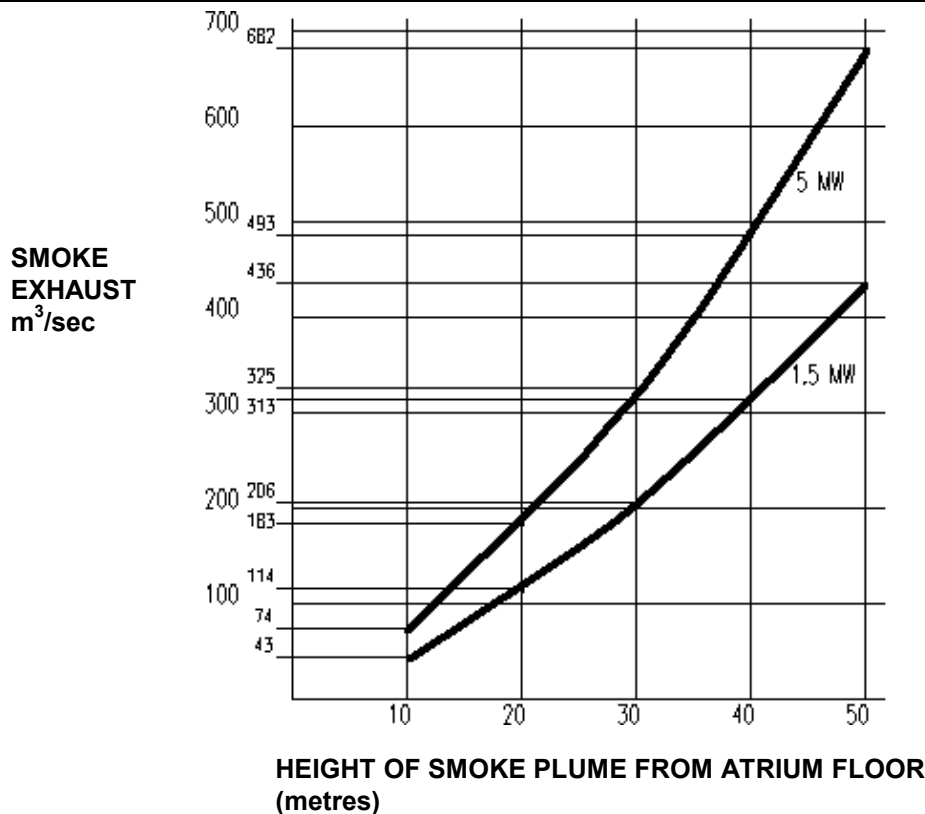
3.4 Smoke exhaust system

A smoke exhaust system serving an *atrium* must be designed on the basis of-

- (a) ∫ the *sprinkler system* limiting the size of a fire to-
 - (i) ∫ a heat output of 1.5 MW and perimeter of 7.5 m if a Class 2, 3, 5 or 9 part of the building is open to the *atrium*; or
 - (ii) ∫ a heat output of 5 MW and perimeter of 12 m if a Class 6, 7 or 8 part of the building is open to the *atrium*;

- (b) \dot{V} a smoke plume reaching a level 3 m above the highest *storey* having a path of travel to a *required exit* along a balcony bounding the *atrium well*, and not less than-
- (i) \dot{V} 12 m above the floor of an *atrium* or the floor of the highest *storey* where the bounding wall is set back more than 3.5 m from the *atrium well* if a Class 2, 3, 5 or 9 part of the building is open to the *atrium*; or
 - (ii) \dot{V} 20 m above the floor of an *atrium* or the floor of the highest *storey* where the bounding construction is set back more than 3.5 m from the *atrium well* if a Class 6, 7 or 8 part of the building is open to the *atrium*; and
- (c) \dot{V} the smoke exhaust system discharging smoke at a rate of not less than that shown in Figure 3.4 for the appropriate height of smoke plume and fire size-
- (i) \dot{V} from the top of the *atrium*; or
 - (ii) \dot{V} horizontally where calculations of wind velocity induced pressure profiles for the building verify that the exhaust system will operate effectively for all wind directions.

Figure 3.4 SMOKE EXHAUST RATE



3.5 Upward air velocity

Notwithstanding 3.4(c), the average upward air velocity in the *atrium*, due to the *required* smoke exhaust quantity must-

- (a) \dot{V} be not less than 0.2 m/s at any level over an 18 m height above the floor of the *atrium*; and
- (b) \dot{V} not exceed the following maximum velocities in *atriums* of constant cross sectional plan area-
 - (i) for occupancy classification qualifying for 1.5 MW fire size - 3.5 m/s.
 - (ii) for occupancy classifications qualifying for 5 MW fire size - 5 m/s.

3.6 Exhaust fans

- (a) √ Smoke exhaust must be provided by fans capable of continuous and *required* operation for a period of not less than 1 hour when handling exhaust gases at 200°C.
- (b) √ Where a Class 2, 3 or 9 part of a building adjoins an *atrium*, the *atrium* must be provided with a minimum of 3 fans each capable of 50% of the total *required* smoke exhaust capacity.
- (c) √ *Atriums* other than those referred to in (b) must be provided with a minimum of 2 fans each capable of 50% of the total *required* smoke exhaust capacity.

3.7 Smoke and heat vents

Notwithstanding Clause 3.6, *automatic* vents complying with AS 2665 may be used, except where a Class 6 part of a building adjoins the *atrium*, in lieu of exhaust fans provided that-

- (a) √ the height from the *atrium* floor to the bottom of the highest vent is not more than 12 m; and
- (b) √ the vents are fitted with a remote manual operation switch located adjacent to the sprinkler control valves or incorporated in the Fire Indicator Board.

3.8 Make-up air supply

- (a) √ Uniformly distributed make-up air must be provided to the *atrium* exhaust system from-
 - (i) √ outside the *atrium* at or near the lowest *storey* level; and
 - (ii) √ relief air from non-fire *storeys*.
- (b) √ A discharge volume sufficient to maintain a velocity of not less than 0.1 m/s towards the *atrium well* must be provided on all *storeys* where bounding wall is set back from the *atrium well*.
- (c) √ The requirements of (a)(i) are satisfied if make-up air is provided to the *atrium* exhaust system in such a manner as to prevent, as far as possible, disturbance of the smoke layer due to turbulence created by the incoming air, through-
 - (i) √ openings directly from the outside air to the *atrium* and located as close as practicable to the lowest level of the *atrium*; or
 - (ii) √ ducts from the outside air to the *atrium* which deliver air as close as practicable to the lowest level of the *atrium* and, where passing through any other *fire compartment* having an FRL of at least 60/60/60; or
 - (iii) √ a combination of (i) or (ii).

4. √ FIRE DETECTION AND ALARM SYSTEM

4.1 General requirements

Except where superseded by this Specification, *automatic* fire detection and alarm systems in a building containing an *atrium* must comply with AS 1670.

4.2 Smoke detection system

Smoke detection within an *atrium*-

- (a) √ must be provided within all outside intakes and at individual floor return air intakes of all air-handling systems to initiate *automatic* fire mode operation, and where applicable, the restart facilities *required* by AS 1668.1;

SUPERCEDED

- (b) $\dot{\gamma}$ must operate at an obscuration level not greater than 0.5% per metre with compensation for external airborne contamination as necessary;
- (c) $\dot{\gamma}$ must sample air within the *atrium* and in *storeys* where the bounding wall is set back more than 3.5 m from the *atrium well*;
- (d) $\dot{\gamma}$ must be calibrated to compensate for smoke dilution where sampling occurs within return air path common to more than one room; and
- (e) $\dot{\gamma}$ may incorporate beam type detectors to sense smoke in an *atrium* in a Class 5, 6, 7 or 8 building with an effective height of not more than 25 m if-
 - (i) $\dot{\gamma}$ the beam detectors are located at intervals of not more than 3 *storeys*; and
 - (ii) $\dot{\gamma}$ arranged to scan at 90 degrees orientation to adjacent beam units.

4.3 $\dot{\gamma}$ Smoke detection in spaces separated from the atrium by bounding walls

Smoke detection systems must be located at all return and relief air openings associated with the building air-handling systems and be-

- (a) $\dot{\gamma}$ of the sampling type system as *required* in 4.2; or
- (b) $\dot{\gamma}$ of the point type optical smoke detector.

4.4 $\dot{\gamma}$ Alarm systems

- (a) $\dot{\gamma}$ A break-glass fire alarm point must be provided at each door to a *fire-isolated stairway*, *fire-isolated ramp*, or fire-isolated passage.
- (b) $\dot{\gamma}$ A staged alarm must be provided where an air sampling type smoke detection system is provided for the *atrium*, and must operate as follows:
 - (i) $\dot{\gamma}$ Alert building management when abnormal smoke levels of 0.03% obscuration per metre are detected.
 - (ii) $\dot{\gamma}$ Initiate a second alarm to management and start all smoke control systems including pressurisation of escape routes when smoke levels of 0.07% obscuration per metre are detected.
 - (iii) $\dot{\gamma}$ Automatically call the Fire Authority, activate the emergency warning and intercommunication systems, and de-activate all plant not necessary for fire safety within the building when smoke levels of 0.09% obscuration per metre are detected.
- (c) $\dot{\gamma}$ Beam and point type smoke detectors *required* must simultaneously operate all functions referred to above and activate at the level set out in AS 1668.1.

5. $\dot{\gamma}$ EVACUATION WARNING AND INTERCOMMUNICATION SYSTEM

All buildings containing an *atrium* must be provided with an emergency warning and intercommunication system which-

- (a) $\dot{\gamma}$ complies with AS 2220; and
- (b) $\dot{\gamma}$ incorporates visible warning signs that-
 - (i) $\dot{\gamma}$ operate upon the "action" signal; and
 - (ii) $\dot{\gamma}$ display the words "EVAC AREA" in red with letters conforming with the requirements of Part E4 for *exit* signs.

SUPERCEDED

6. ý STANDBY POWER SYSTEM

- (a) ý If a *required* path of travel to an *exit* is within an *atrium*, a suitable alternative power supply must be provided to operate *required* safety systems, including *sprinkler systems* and *hydrant pumps*, air handling systems, alarms, warning and communication systems, and emergency lighting circuits.
- (b) ý The alternative power supply must-
 - (i) ý be connected *automatically* if the normal power supply fails; and
 - (ii) ý if located within the building, be separated from the remainder of the building by an enclosure with an FRL of at least 120/120/120 and be connected to the safety systems by means of suitable *fire-resisting* cabling.
- (c) ý The requirements of (a) are satisfied by-
 - (i) ý a single medium voltage supply taken from an electricity substation situated within, or adjacent to, the building concerned where the power supply to the substation consists of two or more high voltage cables each taking electricity from separate transformers; or
 - (ii) ý two or more medium voltage supplies each taking electricity from separate electricity substations situated-
 - (A) ý outside the building concerned; and
 - (B) ý at a suitable distance from each other; or
 - (iii) ý a single medium voltage supply taken from an electricity substation together with an electricity generating plant capable of-
 - (A) generating a medium voltage supply; and
 - (B) starting and taking the *required* electrical load within a period of not more than 30 seconds from the time of normal supply failure.

7. ý SYSTEM FOR EXCLUDING SMOKE FROM FIRE-ISOLATED EXITS

- (a) ý *Required* fire-isolated *exits* in a building containing an *atrium* must be protected from the entry of smoke in accordance with E2.2.

SECTION H SPECIAL USE BUILDINGS

CONTENTS

H1 Theatres, Stages and Public Halls

- H1.1 Application of Part ý
- H1.2 Separation and smoke control ý
- H1.3 Proscenium wall construction ý
- H1.4 Seating area ý
- H1.5 Exits from theatre stages ý
- H1.6 Access to platforms and lofts ý
- H1.7 Aisle lights in theatres ý

Specifications

- H1.2 Smoke Control Systems for Theatres ý
- H1.3 Construction of Theatres with Proscenium Walls ý

Appendices

NSW

- Part H101 Places of Public Entertainment other than Temporary Structures and Drive-in Theatres
- Part H102 Temporary Structures used as Places of Public Entertainment
- Part H103 Drive-in Theatres

NT

- Part H101 Food Premises ý
- Part H102 Premises to be Used for Activities Involving Skin Penetrations ý
- Part H103 Mortuaries ý

Qld

- Part H101 Workplaces ý
- Part H102 Stables ý
- Part H103 Kiosks ý
- Part H104 Premises Used for Lead Processing ý
- Part H105 Workplaces Involving Asbestos ý
- Part H106 Workplaces Involving Spray Painting ý
- Part H107 Foundaries and Abrasive Blasting ý
- Part H108 Detention Centres ý

Tas

- Part H101 Workplaces

SUPERCEDED

Part H102	Food Premises
Part H103	Dining Rooms and Bar Rooms
Part H104	Bottle Shops at Licensed Premises
Part H105	Accommodation Facilities
Part H106	Meat Premises
Part H107	Dairies
Part H108	Pharmacies
Part H109	Hospitals and Nursing Homes
Part H110	Premises Used for Activities Involving Skin Penetration
Part H111	Dental Surgeries and Chiropractors' Premises
Part H112	Mortuaries
Part H113	Foundaries
Part H114	Premises for Manufacturing or Processing of Glass Reinforced Plastics
Part H115	Premises for Production or Processing of Isocyanates
Part H116	Premises for Electro-Plating, Electro-Polishing, Anodising or Etching
Part H117	Premises for Lead Processing
Part H118	Booths for Spray Painting or Spray Coating
Part H119	Electricity Distribution Substations
Part H120	Premises for Manufacture or Storage of Dangerous Goods
Part H121	Hairdresser's Premises

Vic

Part H101	requirement for Class 3 and 9a residential aged care buildings
Part H102	Places of public entertainment
Part H103	Fire safety in Class 2 and 3 buildings

SUPERCEDED

OBJECTIVE

This Section contains more specific requirements for particular special use buildings. Special use buildings must be so designed and constructed that the following objectives, in addition to those listed for Sections B, C, D, E and F where relevant, are fulfilled.

Part H1 Theatres, Stages and Public Halls

The audience seating area and egress routes of a Class 9b building used as a theatre, public hall, or the like, must be protected against fire and smoke from any fire occurring on stage, in *backstage areas* or in rigging lofts.

NSW Part H101 to H103

TAS Part H101 to H121

PART H1 THEATRES, STAGES AND PUBLIC HALLS ý

NSW Part H101

H1.1 Application of Part ý

QLD Part H1.1(a)

- (a) ý This Part applies to every enclosed Class 9b building or part of a building which-
- (i) ý has a *stage* and any *backstage* area with a total *floor area* of more than 200 m²; or
 - (ii) ý has a *stage* with an associated rigging loft.
- (b) ý Notwithstanding (a)-
- (i) ý H1.4 applies to every open or enclosed Class 9b building; and
 - (ii) ý H1.7 applies to every enclosed Class 9b building.

H1.2 Separation and smoke control

A theatre, public hall or the like must-

- (a) ý have a smoke control system in accordance with Specification H1.2 and a *sprinkler system* in accordance with Specification E1.5; or
- (b) ý have the stage, *backstage area* and accessible under-*stage* area separated from the audience by a proscenium wall and have a mechanical exhaust system in accordance with H1.3.

H1.3 Proscenium wall construction

A proscenium wall and mechanical exhaust system *required* by H1.2(b) must comply with Specification H1.3.

H1.4 Seating area

In a seating area-

- (a) ý the gradient of the floor surface must not be steeper than 1 in 8, or the floor must be stepped so that-

SUPERCEDED

- (i) √ a line joining the nosings of consecutive steps does not exceed an angle of 30° to the horizontal;
 - (ii) √ the height of each step in the stepped floor is not more than 600 mm; and
 - (iii) √ the height of any opening in such a step is not more than 125 mm;
- (b) √ if an aisle divides the stepped floor and the difference in level between any 2 consecutive steps-
- (i) √ exceeds 230 mm but not 400 mm - an intermediate step must be provided in the aisle;
 - (ii) √ exceeds 400 mm - 2 equally spaced intermediate steps must be provided in the aisle; and
 - (iii) √ the going of intermediate steps must be not less than 270 mm and such as to provide as nearly as practicable equal treads throughout the length of the aisle; and
- (c) √ the clearance between rows of fixed seats used for viewing performing arts, sport or recreational activities must be not less than-
- (i) √ 300 mm if the distance to an aisle is not more than 3.5 m; or
 - (ii) √ 500 mm if the distance to an aisle is more than 3.5 m.

H1.5 Exits from theatre stages

- (a) √ The path of travel to an *exit* from a *stage* or performing area must not pass through the proscenium wall if the *stage* area is separated from the audience area with a proscenium wall.
- (b) √ *Required exits* from *backstage* and *under-stage* areas must be independent of those provided for the audience area.

H1.6 Access to platforms and lofts

A stairway that provides access to a service platform, rigging loft, or the like, must comply with AS 1657.

H1.7 Aisle lights in theatres

In every enclosed Class 9b building, where in any part of the auditorium, the general lighting is dimmed or extinguished during public occupation and the floor is stepped or is inclined at a slope steeper than 1 in 12, aisle lights must be provided to illuminate the full length of the aisle and tread of each *step*.

NSW H101 to H103

NT H101 to H103

QLD H101 to H108

TAS H101 to H120

VIC H101 to H103

SPECIFICATION H1.2 SMOKE CONTROL SYSTEMS FOR THEATRES

1. Scope

This Specification contains the requirements for the design and operation of smoke control systems for theatres, public halls, or the like, to comply with H1.2.

SUPERCEDED

2. $\dot{\gamma}$ Application of AS 1668.1

Except where superseded by this Specification, mechanical air-handling systems must comply with AS 1668.1 where relevant.

3. $\dot{\gamma}$ Design principles

The smoke control system must be designed on the basis of-

- (a) $\dot{\gamma}$ a sprinkler controlled fire having a perimeter of 12 m; and
- (b) $\dot{\gamma}$ the provision of a smoke reservoir so that-
 - (i) $\dot{\gamma}$ the lowest level of the smoke in the reservoir is more than 2.5 m above the floor level of the highest tier of seating; and
 - (ii) $\dot{\gamma}$ the lowest level of the smoke layer in the reservoir is more than 1 m above the lowest point of the smoke enclosure.

4. $\dot{\gamma}$ Construction of smoke reservoir

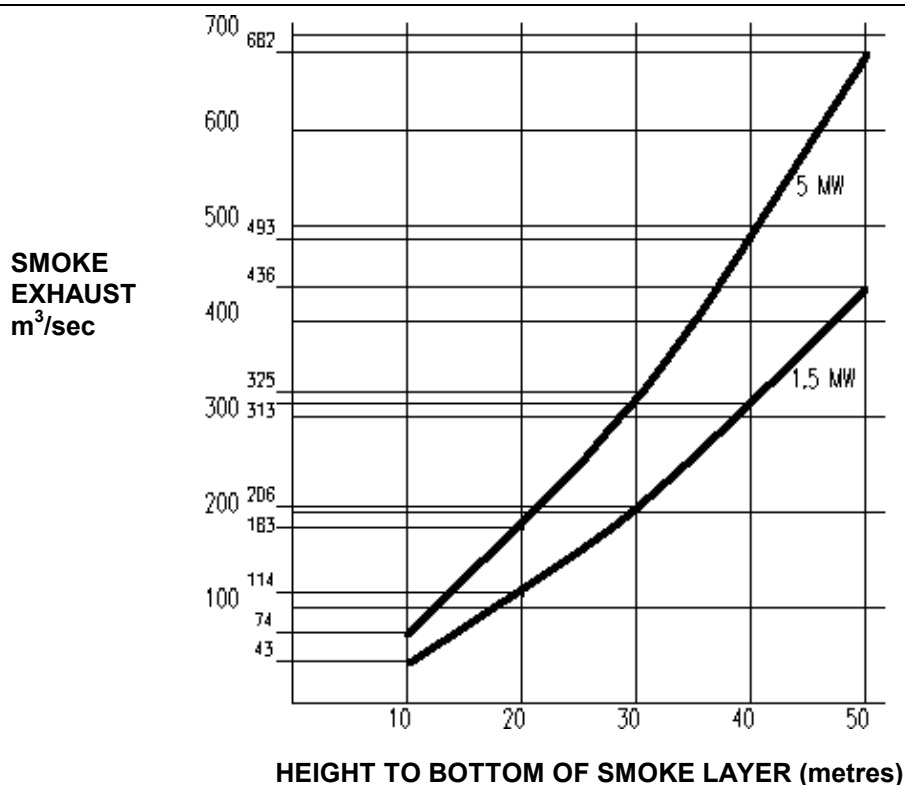
The construction forming a smoke reservoir must be *non-combustible*;

5. $\dot{\gamma}$ Exhaust rates

The system must exhaust smoke at a rate not less than that shown in Figure 5-

- (a) $\dot{\gamma}$ from above the stage - for a 5 MW fire and the relevant height between the lowest level of the smoke layer in the smoke reservoir and the stage floor; or
- (b) $\dot{\gamma}$ if the smoke reservoir above the stage is smoke separated from the audience area - for a 1.5 MW fire and the relevant height between the lowest level of the smoke layer in the reservoir and the lowest part of the floor in the audience area.

Figure 5 SMOKE EXHAUST RATE



6. ý Exhaust fans

The smoke exhaust system must comprise-

- (a) ý not less than 3 exhaust fans-
 - (i) ý each capable of 50% of the total *required* smoke exhaust capacity; and
 - (ii) ý capable of continuous operation for a period of not less than 2 hours when handling exhaust gases at 200°C; and
 - (iii) ý two exhaust fans must run initially with the third fan starting *automatically* if one of the either fans fails to operate but capable of simultaneous operation with the other two by manual control; or
- (b) ý *automatic smoke-and-heat vents* in accordance with AS 2665 if-
 - (i) ý no rigging loft is constructed;
 - (ii) ý the height from the *stage* floor to the highest part of the ceiling is not more than 12 m; and
 - (iii) ý the vents have a remote manual operating switch at a location normally used by the *stage* manager.

7. ý Controls

The smoke control system must-

- (a) ý be actuated by the operation of-
 - (i) ý the *sprinkler system*;
 - (ii) ý an *automatic* fire alarm system or manual break-glass fire alarm where provided; and
 - (iii) ý a manual start switch at the location normally used by the *stage* manager and adjacent to an *exit* from the audience seating area; and
- (b) ý for all valves controlling the *sprinkler system* heads over the *stage* area have clearly marked tamper switches connected to a monitoring panel at the location normally used by the stage manager.

8. ý Make-up air supply

Make-up air must be available-

- (a) ý at or near the lowest part of the audience seating area;
- (b) ý at a low level around the perimeter of the audience seating areas; or
- (c) ý from the normal air-conditioning system if it does not disturb the rising plume of smoke being exhausted or the smoke layer in the smoke reservoir.

SPECIFICATION H1.3 ý CONSTRUCTION OF THEATRES WITH PROSCENIUM WALLS

1. ý Scope

This Specification contains the requirements for the construction of proscenium walls and mechanical ventilation for theatres, public halls, or the like.

2. ý Separation of stage areas, etc

- (a) ý Dressing rooms, scene docks, property rooms, workshops, associated store rooms and other ancillary areas must be-
- (i) ý located on the stage side of the proscenium wall; and
 - (ii) ý separated from corridors and the like by construction having an FRL of not less than 60/60/60, and if of *lightweight construction*, complying with Specification C1.8.
- (b) ý The *stage* and *backstage* must be separated from other parts of the building other than the audience seating area by construction having an FRL of not less than 60/60/60, and if of *lightweight construction*, complying with Specification C1.8.
- (c) ý Any doorway in the construction referred to in paragraphs (a) and (b) must be protected by a *self-closing* - /60/30 fire door.

3. ý Proscenium wall construction

A proscenium wall must-

- (a) ý extend to the underside of the roof covering or the underside of the structural floor next above; and
- (b) ý have an FRL of not less than 60/60/60, and if of *lightweight construction*, comply with Specification C1.8.

4. ý Combustible materials not to cross proscenium wall

Timber purlins or other *combustible* material must not pass through or cross any proscenium wall.

5. ý Protection of openings in proscenium wall

Every opening in a proscenium wall must be protected-

- (a) ý at the principal opening, by a curtain in accordance with Clause 6 which is-
- (i) ý capable of closing the proscenium opening within 35 seconds either by gravity slide or motor assisted mechanisms; and
 - (ii) ý operated by a system of *automatic* heat activated devices, manually operated devices or push button emergency devices; and
 - (iii) ý able to be operated from either the *stage* side or the audience side of the curtain; and
- (b) ý at any doorway in the wall, by a *self-closing* - /60/30 fire door.

6. ý Proscenium curtains

A curtain *required* by Clause 5 must be-

- (a) ý a fire safety curtain-
- (i) ý made of *non-combustible* material; and
 - (ii) ý capable of withstanding a pressure differential of 0.5 kPa over its entire surface area; and
 - (iii) ý so fitted that when fully lowered it inhibits the penetration of smoke around the perimeter of the opening, from the *stage*; or
- (b) ý a curtain-

- (i) \dot{V} having a *Spread-of-Flame Index* not greater than 0 and a *Smoke-Developed Index* not greater than 3; and
- (ii) \dot{V} protected by a deluge system of open sprinklers installed along the full width of the curtain.

7. \dot{V} **Mechanical ventilation**

Every *stage* must have a system of mechanical ventilation with sufficient capacity to exhaust an amount of air whichever is the greater of-

- (a) \dot{V} 5 000 L/s; or
- (b) \dot{V} the sum of-
 - (i) \dot{V} 10 L/s.m² of the performing area of the *stage*; and
 - (ii) \dot{V} 20 L/s.m² of the remaining area of the *stage*; and
 - (iii) 20 L/s.m² of the area of the rigging loft.

INTRODUCTION

The ACT Appendix has been prepared by ACT Building Control and forms part of the ACT Building Code. The ACT Building Act 1972 allows the Minister administering it to have an ACT Appendix to the Building Code of Australia prepared and published. The provisions of the Appendix are considered necessary for the effective application of the Code in the ACT.

CONTENTS

This Appendix contains the BCA provisions that have been varied and additional provisions for application in the Australian Capital Territory as follows:

A - GENERAL PROVISIONS

- ACT Specification A1.3 Standards adopted by reference y
- ACT A2.101 Hazardous materials y

D -ACCESS AND EGRESS

- ACT D1.101 Notices on fire isolated stairs y
- ACT D2.13 Treads and risers y
- ACT D2.103 Paving surfaces in public areas y

E - SERVICES AND EQUIPMENT

- ACT E1.1 Application of Part y
- ACT E1.7 Fire and smoke alarms y
- ACT Specification E1.5 Fire Sprinkler Systems y
- ACT Specification E1.7 Fire and smoke alarms y

F - HEALTH AND AMENITY

- ACT F1.1 Drainage y
- ACT F3.101 Carparking facilities y

ACT PART F6 THERMAL INSULATION

G - ANCILLARY PROVISIONS

- ACT G1.1 Swimming pools y
- ACT G1.103 Awnings and projections y
- ACT G2.2 Installation of appliances y
- ACT G2.3 Open fireplaces deemed-to-comply y
- ACT G2.102 Chimneys and flues y

SECTION A GENERAL PROVISIONS

PART A1 INTERPRETATION

ACT Specification A1.3 Standards Adopted by Reference

Insert in Specification A1.3 the following:

ACT Table 1 Schedule of Referenced Documents			
No.	Date	Title	Clause(s)
AS 1375	1985	Industrial fuel-fired appliances	ACT G2.2 ACT G2.102
AS 1691	1985	Rules for the installation of domestic oil-fired appliances (SAA Domestic Oil-fired Appliances Installation Code) Amdt 1, Sept 1985	ACT G2.3 ACT G2.102
AS 1692	1989	Tanks for flammable and combustible liquids	ACT G2.2
AS 3500		National Plumbing and Drainage Code	
Part 3	1990	Stormwater drainage	ACT F1.1
AS 3661		Slip resistance of pedestrian surfaces	
Part 1	1993	Requirements	ACT D2.13, ACT D2.103
AS 3666	1989	Air handling and water systems in buildings - Microbial control	ACT Table E5.101
		Work Safe Australia Asbestos Code of Practice and Guidance Notes	ACT A2.101

PART A2 \checkmark ACCEPTANCE OF DESIGN AND CONSTRUCTION

Add ACT A2.101 as follows:

ACT A2.101 Hazardous Materials

Asbestos-based materials: When asbestos-based material in any form or in any mixture thereof, or any material containing loose asbestos including asbestos fluff insulation, asbestos sheeting, lagging, fire protection and the like is removed, it must be handled and disposed of in accordance with the Work Safe Australia Asbestos Code of Practice and Guidance Notes.

SECTION D ACCESS AND EGRESS

PART D1 \checkmark PROVISION FOR ESCAPE

Add ACT D1.101 as follows:

ACT D1.101 Notices in fire-isolated stairs

(a) \checkmark Every *fire-isolated stairway* must have a notice displayed in a conspicuous position at the landing on each *storey* level to the effect of the following:

- (b) ŷ In any notice displayed in accordance with (a)-
(i) ŷ the words "OFFENCES RELATING TO FIRE STAIRS" must be in letters

OFFENCES RELATING TO FIRE STAIRS

Under the Fire Brigade Act it is an offence to:

1. ŷ **Place anything in this stairway or any associated passageway leading to the exterior of the building which may impede the free passage of persons;**
2. ŷ **Interfere with or cause obstruction or impediment to the normal operation of fire doors providing access to this stairway;**
3. ŷ **Remove, damage or otherwise interfere with this notice.**

not less than 20 mm in height;

- (ii) ŷ all other letters and figures in the remainder of the notice must be not less than 3 mm in height; and
- (iii) ŷ the notice must be clearly legible with lettering of a colour contrasting with the background embossed or cast into a permanent plate securely and permanently fixed to the wall.

PART D2 CONSTRUCTION OF EXITS

Delete D2.13(b)(v) and insert ACT D2.13(b)(v) as follows:

ACT D2.13 Treads and risers

- (b) ŷ (v) treads which have a non-slip finish or a suitable non-slip strip near the edge of the nosings that meet the requirements of AS 3661.1.

Add ACT D2.103 as follows:

ACT D2.103 Paving surfaces in public areas

Paving and floor surfaces in public areas, such as colonnades, arcades and entrance lobbies, must have a non-slip finish which meets the requirements of AS 3661.1.

SECTION E SERVICES AND EQUIPMENT

PART E1 FIRE-FIGHTING EQUIPMENT

Delete E1.1 and insert ACT E1.1 as follows:

ACT E1.1 Application of Part

This Part does not apply to-

- (a) ŷ a Class 10 building; and
(b) ŷ except for E1.7, a Class 1 building.

Delete E1.7(a)(i) and insert ACT E1.7(a)(I) as follows:

ACT E1.7 Fire and smoke alarms

- (a) ŷ (i) a Class 1 building; and

ACT SPECIFICATION E1.5 FIRE SPRINKLER SYSTEMS

Substitute clause 2 with:

2. ý Adoption of AS 2118

In addition to the requirements of AS 2118, all sprinkler valve rooms and enclosures containing boosters must be locked and keyed to the ACT Fire Brigade Sprinkler Master Key System.

ACT Specification E1.7 FIRE AND SMOKE ALARMS

Delete Clause 2(b) and insert the following:

2. ý Type of system

(b) ý for a Class 1, 2 or 3 building or Class 4 part of a building, Clause 9 as permitted by Clause 8.

Delete the title of Clause 8 and the lead-in phrase of Clause 8(a) and insert the following:

8. ý Class 1, 2 and 3 buildings and Class 4 part of a building - alternative system

(a) ý In a Class 1, 2 or 3 building or a Class 4 part of a building, an *automatic* smoke detection and alarm system must-

Delete Clause 9(b) and insert the following:

9. ý Self-contained smoke alarms

(b) In a Class 1a, 2 or 3 building, self-contained smoke alarms must be installed in each *sole-occupancy unit* or building in suitable locations on or near the ceiling in any *storey*-

SECTION F HEALTH AND AMENITY

OBJECTIVES

Add The objectives to Part F6 as follows:

ACT Part F6 Thermal Insulation

A reasonable level of thermal insulation must be provided to conserve energy used for the internal heating and cooling of residential buildings.

PART F1 DAMP AND WATERPROOFING

Delete F1.1 and insert ACT F1.1 as follows:

ACT F1.1 Drainage

(a) ý The construction of a drainage system and the position and manner of discharge of a stormwater drain must not-

- (i) ý result in the entry of water into a building;
 - (ii) ý affect the stability of a building; or
 - (iii) ý create any unhealthy or dangerous condition on the site or within a building.
- (b) ý Stormwater drainage satisfies (a) if it complies with AS 3500.3.

PART F3 ROOM SIZES

Add ACT F3.101 as follows:

ACT F3.101 Carparking facilities

The design and layout of car parking facilities within buildings including parking spaces and aisle dimensions, parking arrangements, vehicle turning paths and ramp gradients, access driveways and approaches, queuing areas and headroom clearances must comply with AS 2890.1.

Add Part F6 as follows:

ACT PART F6 THERMAL INSULATION

F6.1 ý Application of Part

This part applies to Class 1, 2 and 3 buildings.

F6.2 ý Provision of thermal insulation

- (a) ý **R values** - In this Part "R" or "R value" means the thermal resistance of an element if the building measured in $m^2.K/W$.
- (b) ý **Performance requirements** - Residential buildings must have a reasonable level of thermal insulation to conserve energy used for internal heating and cooling.
- (c) ý **Deemed-to-comply provisions** - Compliance with Table F6 satisfies (b).

Table F6 MINIMUM OVERALL R VALUE

ELMENT ý	MINIMUM R VALUE
Roof or Ceiling	R3.4
External walls	R1.7
Ground floor	R1.0

- (d) ý **Exemptions** - The requirements of this Part do not apply to the following types of construction:
 - (i) ý a ceiling space or underfloor space where unrestricted access for the installation of insulation will be available after the completion of construction;
 - (ii) ý cavity brick, earthwall construction, ashlar stone or other masonry walls which have a thickness (excluding any cavity) of not less than 180 mm;
 - (iii) ý *windows*, vents and other similar openings in walls, roofs and ceilings; or
 - (iv) ý a garage forming part of a Class 1, 2 or 3 building which is separated from the habitable rooms of the building by a wall complying with the requirements for an *external wall* in Table F6.

- (e) **Fire resistance** - When tested in accordance with AS1530.3 a thermal insulation material must have a *Spread-of-Flame Index* of 0 and a *Smoke-Developed Index* not greater than 4.

SECTION G ANCILLARY PROVISIONS

PART G1 MINOR STRUCTURES AND COMPONENTS

Delete G1.1(b) and insert ACT G1.1(b), (c), (d) and (e) as follows:

ACT G1.1 Swimming Pools

- (b) **(i)** A *swimming pool* with a depth of water more than 300 mm must have suitable barriers or safety fencing to restrict access by young children to the immediate pool surrounds.
- (b) **(ii)** For a *swimming pool* associated with a Class 1, 2 or 3 building, safety fencing located in accordance with AS 2818 Clauses 9.2.2 or 9.2.3 or 9.2.4 and constructed in accordance with AS 1926 satisfies (i)
- (c) **(i)** Indoor or outdoor permanent bathing, wading and *swimming pools* must-
- (c) **(i)** where the capacity of the pool exceeds 10 m³-
- (A) **(i)** be of the recirculation type in which the water circulation is maintained through the pool by pumps, the water drawn from the pool being clarified and disinfected before being returned to the pool;
- (B) **(i)** have an outlet sump with antivortex cover or grating and have a skimming weir or overflow gutter or channel at high water level; and
- (C) **(i)** have means of egress provided in the form of ladders, steps in the floor of the pool or a ramp;
- (c) **(ii)** pools must be capable of being completely emptied and any discharge or overflow and pool backwash filter must be connected to the sewer drainage system;
- (c) **(iii)** pools must be watertight with smooth surfaces of non-absorbent, non-slip material, light in colour and with rounded corners to facilitate cleaning;
- (c) **(iv)** any surrounding concourses must be graded away from the pool.
- (d) **(i)** Pools in or forming part of buildings other than Class 1 buildings-
- (d) **(i)** where in any part of the pool the depth is less than 1500 mm, the floor grade must not exceed a slope of 1 in 20;
- (d) **(ii)** permanent signs must be displayed on the side of the pool showing the depth in 300 mm intervals at the deep and shallow ends.
- (e) **(i)** Luminaires and fixed electrical appliances such as filter pumps located in the pool area must be permanently connected except where it is necessary to remove such equipment for servicing, connection may be made with a water resistant plug socket located-
- (e) **(i)** at a height of not less than 450 mm above the maximum water level or above the coping of the pool; or
- (e) **(ii)** for an above-ground pool, at a height of not less than 450 mm above ground level, at a distance not less than 1 m from the water's edge.

Add G1.103 as follows:

ACT G1.103 Awnings and projections

Every awning, projection or the like, attached to, or supported from a building other than a Class 1 or 10 building must-

- (a) ŷ comply with B1.1;
- (b) ŷ have all supporting members constructed of *non-combustible* material or be lined on the underside with non-combustible material;
- (c) ŷ if it has a roof, be covered with *non-combustible* or fire-retardant material which is impervious to moisture;
- (d) ŷ if projecting over a boundary onto or over unleased land-
 - (i) ŷ in no part be less than 2.7 m above finished pavement or finished ground level;
 - (ii) ŷ be set back not less than 750 mm from any kerb or the edge of any place accessible to vehicles; and
 - (iii) ŷ where the height to the underside of the awning is at least 3.8 m above finished pavement or ground level, the awning may align with, but not project beyond, the kerb or the edge of any place accessible to vehicles; and
- (e) ŷ not have any signs or other attachments projecting lower than 2.3 m above the finished pavement or ground surface.

PART G2 ŷ HEATING APPLIANCES, FIREPLACES, CHIMNEYS AND FLUES

Add ACT G2.2(d) and (e) as follows:

ACT G2.2 Installation of appliances

- (d) ŷ An industrial fuel-fired appliance: AS 1375;
- (e) ŷ storage tanks and other associated fittings: AS 1692, as applicable for tanks in category 1 only.

Add ACT G2.3(e) as follows:

ACT G2.3 Open fireplaces deemed to comply

- (e) ŷ in the case of a solid-fuel burning appliance in which the fuel burning compartment is not enclosed-
 - (i) ŷ a flue constructed of cast iron, cellulose fibre reinforced cement not less than 9.5 mm thick, galvanised steel not less than 1.2 mm thick or such other material of at least equivalent strength and durability, installed in accordance with Section 6 of AS 1691, as though it is a flue connected to an oil heating appliance;
 - (ii) ŷ the heat producing appliance installed to allow ample air circulation and ventilation;
 - (iii) ŷ footings and floor structures strengthened as necessary for the imposed load of the fireplace so as to maintain structural adequacy; and
 - (iv) ŷ roof penetrations for flues treated in such a manner so as to not impair the structural adequacy of the roof and to be weatherproof.

Add ACT G2.102 as follows:

ACT G2.102 Chimneys and flues

- (a) ý A flue must not be used to convey the hot products of combustion from more than one appliance or fireplace except in the case of-
- (i) ý boilers referred to in ACT G2.101 where AS 1200 permits otherwise;
 - (ii) ý oil-fired appliances referred to in ACT G2.2, where AS 1691, AS 1375, or AS 1940 permits otherwise; or
 - (iii) ý open fireplaces and solid-fuel burning appliances referred to in G2.2 where AS 2918 permits otherwise.

Footnote:

OTHER LEGISLATION AFFECTING BUILDINGS

In addition to the requirements of the ACT Building Act 1972 and the ACT Building Code, builders and designers should be aware of other legislation which contains building requirements.

The following is a list of some of the relevant legislation:

1. ý Building Control Legislation

Public Health (General Sanitation) Regulations (ACT Health)

2. ý Fire Safety Regulations

Dangerous Goods Regulations (Department of Urban Services) ý

Fire Brigade Act 1957 (ACT Fire Brigade) ý

Fire Brigade Regulations (ACT Fire Brigade) ý

3. ý Environmental Control and Emission Standards

Air Pollution Act 1984 (Department of the Environment, Land and Planning) ý

Noise Control Act 1988 (DELPE) ý

Waste collection facilities - Requirements of DUS ý

Water Pollution ACT 1984 (DELPE) ý

4. ý Licensed Premises

Food Act 1992 (ACT Health) ý

Liquor Act 1975 (Attorney-General's Department) ý

Licensing Standards Manual (AGD) ý

Public Health (Boarding Houses) Regulations (ACT Health) ý

Public Health (Meat) Regulations (ACT Health) ý

Public Health (Sale of Food and Drugs) Regulations (ACT Health) ý

5. ý Occupational Health and Safety

ACT Demolition Code of Practice (Chief Minister's Department) ý

Occupational Health and Safety Act 1989 (CMD) ý

6. ý Public Housing

Housing Assistance Act 1987 (ACT Housing Trust))

7. ý Scaffolding and Temporary Works

Scaffolding and Lifts Regulations (CMD)

8. ý Urban Design Standards, Land Title and Tenure

ACT (Planning and Land Management) ý

Act 1988 (National Capital Planning Authority) ý

Buildings (Design and Siting) Act 1964 (DELPE) ý

City Area Leases Act 1936 (For leases before the Land Act commenced) (DELPE) ý

Common Boundaries Act 1981 (DELPE) ý

Land (Planning and Environment) Act 1991 (DELPE) ý

Leases (Special Purposes) Act 1925 (For leases before the Land Act commenced) (DELPE) ý

National Land Ordinance 1989 (NCPA) Unit Titles Act 1970 (DELPE) ý

9. ý Utility Services and Urban Infrastructure

SUPERCEDED

Canberra Sewerage and Water Supply Regulations (ACT Electricity and Water) ý

Electricity Act 1971 (ACTEW) ý

Gas Act 1992 (AGL, Dangerous Goods Inspectorate and ACTEW) ý

Protection of Lands Act 1937 (DELP) ý

Roads and Public Places Act 1937 (Sections 13 and 15A-15R - DELP, other Sections DUS) ý

INTRODUCTION

The NSW Building Code technical package consists of-

- (i) ŷ The Building Code of Australia (BCA) 1990 as amended by-
 - Amdt No 1 - April 1991
 - Amdt No 2 - September 1991
 - Amdt No 3 - June 1992
 - Amdt No 4 - November 1992
 - Amdt No 5 - June 1993.
- (ii) ŷ The New South Wales BCA Appendix which contains variations to the requirements of the BCA and additional provisions applicable in New South Wales.

The technical package is accompanied by an administrative package as contained in the Building Code of Australia (Administrative Provisions) Ordinance 1991.

CONTENTS

This Appendix contains the BCA provisions that have been varied and additional provisions for application in New South Wales, as follows:

A - GENERAL PROVISIONS

- NSW A1.1 Definitions
- NSW A1.101 Language
- NSW A3.2 Classifications
- NSW Specification A1.3 Standards Adopted by Reference.

B - STRUCTURE

- NSW B1.3 Construction deemed-to-satisfy
- NSW Specification B1.3 Protection from Progressive Collapse.

C - FIRE RESISTANCE

- NSW C1.2 Calculation of rise in storeys
- NSW C1.9 Class 1 and 10 buildings
- NSW C1.102 External walls
- NSW C3.2 Protection of openings in external walls
- NSW C3.11 Bounding construction: Class 2, 3, 4 and 9 buildings
- NSW Specification C1.9 Fire-resistance of Class 1 and 10 buildings
- NSW Specification C1.10 Early Fire Hazard Indices

D - ACCESS AND EGRESS

- NSW D1.2 Number of exits required

SUPERCEDED

NSW D1.6	Dimensions of exits
NSW D1.10	Discharge from exits
NSW Table D1.13	Area per person according to use
NSW D2.1	Application of Part
NSW D2.13	Treads and risers
NSW D2.15	Thresholds
NSW D2.16	Balustrades
NSW D2.19	Doorways and doors
NSW D2.21	Operation of latch
NSW D2.101	Doors in path of travel in a place of public entertainment
NSW D3.1	Application of Part
NSW Table D3.2	Requirements for people with disabilities
NSW D3.3	Parts of buildings to be accessible

E - SERVICES AND EQUIPMENT

NSW E1.1	Application of Part
NSW E1.7	Fire and smoke alarms
NSW Table E2.2	Deemed-to-satisfy provisions for smoke hazard management
NSW E3.4	Emergency lifts
NSW E4.6	Direction signs
NSW E5.2	Essential services
NSW E5.3	Mechanical ventilation and warm water systems
NSW Specification E1.5	Fire Sprinkler Systems ý
NSW Specification E1.7	Fire Detection and Alarm Systems. ý

F- HEALTH AND AMENITY

NSW F1.7	Water proofing of wet areas in buildings
NSW Table F2.1	Provision of sanitary and other facilities in residential buildings
NSW F2.7	Warm water installations
NSW F4.5	Ventilation of rooms
NSW F5.1	Application of Part

G - ANCILLARY PROVISIONS

NSW G1.1	Swimming pools ý
NSW G1.101	Provision for cleaning of windows ý
NSW Part G5 ý	Construction in Bushfire Prone Areas

H - SPECIAL USE BUILDINGS

NSW Part H101 ý	PLACES OF PUBLIC ENTERTAINMENT OTHER THAN TEMPORARY STRUCTURES AND DRIVE-IN THEATRES
NSW H101.1	Application of Part

SUPERCEDED

SUPERCEDED

NSW H101.2	Fire separation
NSW H101.3	Foyer space
NSW H101.4	Sprinkler systems for common foyers
NSW H101.5	Conventional stages
NSW H101.6	Non-conventional stages
NSW H101.7	Flying scenery
NSW H101.8	Load notice
NSW H101.9	Guarding of machinery
NSW H101.10	Safety curtains
NSW H101.11	Seating in rows
NSW H101.12	Continental seating
NSW H101.13	Provision of guardrails
NSW H101.14	Guardrails
NSW H101.15	Dressing rooms
NSW H101.16	Storerooms
NSW H101.17	Projection suites
NSW H101.18	Basement storeys
NSW H101.19	Electric mains installation
NSW H101.20	Lighting
NSW H101.22	Smoke control systems for small stages
NSW H101.23	solid fuel burning stoves and open fire places
NSW H101.24	Fuel gas cylinders

NSW Part H102 TEMPORARY STRUCTURES

NSW H102.1	Application of Part
NSW H102.2	Exits - Exclusions
NSW H102.3	Location of exits
NSW H102.4	Exits to be provided
NSW H102.5	Vertical clearances for exits
NSW H102.6	Curtains across exits
NSW H102.7	Curtains and blinds
NSW H102.8	Fabrics
NSW H102.9	Guardrails
NSW H102.10	Seating
NSW H102.11	Sanitary accommodation
NSW H102.12	Projection suites
NSW H102.13	Fireplaces and heating
NSW H102.14	Electrical services
NSW H102.15	Artificial lighting
NSW H102.16	Exit signs
NSW H102.17	Fire fighting services

SUPERCEDED

NSW Part H103 DRIVE-IN THEATRES

NSW H103.1	Application of Part
NSW H103.2	Speaker standards
NSW H103.3	Electrical services
NSW H103.4	Vehicular entrances
NSW H103.5	Lighting

SECTION A GENERAL PROVISIONS ^ý

PART A1 INTERPRETATION

NSW A1.1 Definitions

Insert definition for *aisle* as follows:

Aisle means a walkway at the end of *rows* of seating, not being *continental seating*, leading to a *cross-over* or to an egress doorway.

Insert definition for *auditorium* as follows:

Auditorium means such part of a *place of public entertainment* as is designed to accommodate the audience to an entertainment or public meeting.

Insert definition of *basement* as follows:

Basement means a *storey* in a building which is partly or wholly underground and from which any *required exit* involves a total internal vertical rise of 1500 mm or more to the finished ground level.

Insert definition of *continental seating* as follows:

Continental seating means *rows* of seating in which the *rows* extend the full width of an *auditorium* without intervening *aisles*.

Insert definition of *cross-over* as follows:

Cross-over in relation to a *place of public entertainment* or *temporary structure*, means a walkway between *aisles* or between an *aisle* and an egress doorway.

Delete the following definition:

Designated bushfire prone area.

Vary definition for *early childhood centre* as follows:

Early childhood centre means a preschool, kindergarten or child-minding centre for the care or training of more than 5 children.

Insert definition of *film* as follows:

Film means a cinematograph *film* of a size of 35 mm or greater.

SUPERCEDED

Insert definition of *flying scenery* as follows:

Flying scenery means scenery of a kind that is lifted above the *stage* floor by means of lines run from a grid.

Insert definition of grid as follows:

Grid means a framework from which lines are run for the purpose of lifting *flying scenery* above the *stage* floor.

Insert definition of *minimum lateral clearance* as follows:

Minimum lateral clearance means a permanently unobstructed space having a height above floor level of not less than 2000 mm and a width of not less than the specified measurement.

Insert definition of *place of public entertainment* as follows:

Place of public entertainment means-

- (a) a drive-in theatre; or
- (b) an open-air theatre; or
- (c) a theatre or public hall; or
- (d) licensed premises providing entertainment.

Insert definition of *projection suite* as follows:

Projection suite means such part of a *place of public entertainment* as is designed to accommodate apparatus used for projecting *films*.

Insert definition of public entertainment as follows:

Public entertainment means entertainment to which admission may ordinarily be gained by members of the public on payment of money or other consideration.

Insert definition of *row* as follows:

Row means a *row* of seating-

- (a) \acute{y} between a wall or other barrier and an *aisle*; or
- (b) \acute{y} between 2 *aisles*.

Vary definition of *sole-occupancy unit* as follows:

Sole-occupancy unit means-

- (a) \acute{y} a dwelling;
- (b) \acute{y} a room or suite of rooms in a Class 3 building, which includes sleeping facilities; or
- (c) \acute{y} a room or other part of a building of Class 5, 6, 7, 8, or 9, for separate occupation by one or more owner, lessee, tenant or other occupier to the exclusion of any other owner, lessee, tenant or other occupier.

Insert definition of *stage* as follows:

Stage means such part of a *place of public entertainment* as is used by performers or speakers in an entertainment or public meeting.

SUPERCEDED

SUPERCEDED

Vary definition of *storey* as follows:

Storey means a space within a building which is situated between one floor level and the floor level next above, or if there is no floor above, the ceiling or roof above, but not-

- (a) ý a space that contains only-
 - (i) ý a lift *shaft*, stairway or meter room; or
 - (ii) ý a bathroom, shower room, laundry, water closet, or other *sanitary compartment*; or
 - (iii) ý accommodation intended for not more than 3 vehicles; or
 - (iv) a store room in a Class 1 building; or
 - (v) ý a combination of the above; or
- (b) a *mezzanine*.

Insert definition of *temporary structure* as follows:

Temporary structure means-

- (a) ý a booth, tent or other temporary enclosure, whether or not a part of the booth, tent or enclosure is permanent; or
- (b) ý a mobile structure.

Insert NSW A1.101 as follows:

NSW A1.101 Language

- (a) ý A reference to a *building* in the BCA is a reference to an entire building or a part of a building, as the case requires.
- (b) ý A reference to a theatre, *stage* or public hall in the BCA is a reference to a *place of public entertainment* as defined in NSW A1.1.

PART A3 ý CLASSIFICATION OF BUILDINGS AND STRUCTURES

Vary definition of Class 1 buildings in A3.2 as follows:

NSW A3.2 Classifications

Class 1: One or more buildings which in association constitute-

- (a) ý **Class 1a** -
 - (i) ý a single dwelling; or
 - (ii) ý two attached dwellings, neither of which is located above the other or above or below another Class of building other than its appurtenant *private garage*; or
- (b) ý **Class 1b** - a boarding house, guest house, hostel or the like with a total *floor area* not exceeding 300 m² in which not more than 12 persons would ordinarily be resident, which is not located above or below another Class of building other than a *private garage*.

NSW SPECIFICATION A1.3 $\dot{\gamma}$ STANDARDS ADOPTED BY REFERENCE

In Table 1, insert additional Specification, as follows:

NSW Table 1: SCHEDULE OF REFERENCED DOCUMENTS

No.	Date	Title	BCA Clause(s)
SSL		Register of Accredited Products - Fire Protection Equipment	NSW Spec E1.7

SECTION B STRUCTURE

PART B1 STRUCTURAL PROVISIONS

Insert NSW B1.3(p) as follows:

NSW B1.3 Construction deemed-to-satisfy

(p) $\dot{\gamma}$ *Loadbearing* wall construction - protection from progressive collapse for buildings which have a *rise in storeys* of more than 4: NSW Specification B1.3.

Insert NSW Specification B1.3 as follows:

NSW Specification B1.3 $\dot{\gamma}$ PROTECTION FROM PROGRESSIVE COLLAPSE

1. Scope

This Specification sets out requirements for protection against progressive collapse of buildings-

- (a) $\dot{\gamma}$ which have a *rise in storeys* of more than 4; and
- (b) $\dot{\gamma}$ in which *loadbearing* walls are the principal means of transmitting downwards throughout the height of the building its dead and live loads.

2 Construction

A building to which this Specification applies must comply with one or more of the following alternative rules:

- (a) $\dot{\gamma}$ The building must be provided with horizontal continuity at every floor level by means of-
 - (i) $\dot{\gamma}$ a continuous concrete floor cast in situ capable of resisting all the negative bending moments specified for such a floor by AS 3600; or
 - (ii) $\dot{\gamma}$ a continuous floor comprising precast concrete units connected in such a manner as to be capable of resisting all the negative bending moments specified by AS 3600 for a reinforced concrete floor cast in situ; or
- (b) $\dot{\gamma}$ The building must be so constructed that the floors, together with the *loadbearing* walls, are capable of resisting bending moments which are equivalent, in their effect, to the negative bending moments specified by AS 3600 for a reinforced concrete floor cast in situ; or

- (c) ∫ The building must be so constructed that if any part of a *loadbearing* wall, 6 m in length and not exceeding in height the height of the *storey* in which it is located, is removed or displaced by any cause whatsoever, the stresses developed in the remaining parts of the wall will not exceed the normal working stresses by more than 25% and the remaining structural parts of the building will be held in place.

SECTION C FIRE RESISTANCE

PART C1 FIRE RESISTANCE AND STABILITY

Insert NSW C1.2(d) as follows:

NSW C1.2 Calculation of rise in storeys

- (d) ∫ A *mezzanine*, or two or more *mezzanines* at or near the same level in a building and having an aggregate *floor area* which is more than 1/3 of the *floor area* of the room or more than 200 m², whichever is the lesser, are regarded as a *storey* in that part of the building in which they are situated, for the purposes of calculating the *rise in storeys* of the building.

Delete C1.9 and insert NSW C1.9 as follows:

NSW C1.9 Class 1 and 10 buildings

- (a) ∫ Class 1 buildings or dwellings must be protected from the spread of fire from-
- (i) ∫ another building or dwelling other than an appurtenant Class 10 building; and
 - (ii) ∫ the allotment boundary.
- (b) ∫ Class 10a buildings must not significantly increase the risk of spread of fire between Class 2 to 9 buildings.
- (c) ∫ For Class 1 buildings or dwellings and Class 10a buildings appurtenant to Class 1 buildings or dwellings, construction in accordance with Specification C1.9 satisfies (a).

Add NSW C1.102 as follows:

NSW C1.102 External walls

- (a) ∫ Where any part of an *external wall* of a Class 2 to 9 building is *required* to have a particular FRL, that building must be enclosed on all sides by independent walls of that building or common walls that each have the appropriate *required* FRL.
- (b) ∫ Nothing in (a) requires-
- (i) ∫ an *open-deck carpark*;
 - (ii) ∫ a *storey* used solely for the parking of vehicles; or
 - (iii) ∫ a building or any part thereof which, in the opinion of Council, should not be *required* to be enclosed by walls by reason of its purpose or its location in relation to other buildings,
- to be enclosed by walls.

- (c) ∫ Nothing in (a) prevents the provision of *windows*, doors or other openings in those *external walls*.

PART C3 PROTECTION OF OPENINGS

Delete C3.2(a) as follows:

NSW C3.2 Protection of openings in external walls

- (a) ∫ (deleted)

Insert NSW C3.11(i) as follows:

NSW C3.11 Bounding construction: Class 2, 3, 4 and 9 buildings

- (i) ∫ In a Class 9b building used as a *place of public entertainment*, openings in construction *required* to separate one space from another must be protected in accordance with C3.4.

NSW SPECIFICATION C1.9 ∫ FIRE-RESISTANCE OF CLASS 1 AND 10 BUILDINGS

Delete Clause 9(b)(ii) and insert new clause as follows:

9. ∫ Rooflights

- (b) ∫ (ii) 1.8 m from any rooflights or the like in another building or dwelling on the allotment other than an appurtenant building or a detached part of the same building or dwelling.

NSW SPECIFICATION C1.10 ∫ EARLY FIRE HAZARD INDICES

Delete 4(d) and insert new clause as follows:

4. ∫ Class 2, 3 and 9 buildings

- (d) ∫ in a Class 9b building used as a *place of public entertainment*, and-

- (i) ∫ it is used to cover closed back upholstered seats in any part available to the public where-
- (A) ∫ smoking is permitted; or
 - (B) ∫ flame is exposed in connection with the preparation of meals, have a *Spread-of-Flame Index* of not more than 6 and a *Smoke-Developed Index* of not more than 5;
- (ii) ∫ it is used to form a cinematograph screen, have-
- (A) ∫ a *Flammability Index* no greater than 12, a *Spread-of-Flame Index* of 0 and a *Smoke-Developed Index* of not more than 7; and
 - (B) ∫ such screen must also have a supporting frame of metal construction;
- (iii) ∫ it is used as a curtain, blind or similar decor in any part available to the public, have a *Flammability Index* no greater than 6; and

SUPERCEDED

- (iv) ý it is used as a cinematograph screen, curtain, blind or similar decor in any part available to the public, have a label affixed to a representative sample of each different material indicating, in legible characters-
 - (A) ý name of manufacturer;
 - (B) ý trade name and description of material's composition;
 - (C) ý retardant treatment (if any), name of applicator and date of application;
 - (D) ý AS 1530 Parts 2 and/or 3 test number and its *Flammability, Spread-of-Flame* and *Smoke Developed Indices*; and
 - (E) ý approved methods of cleaning.

Add clause 6 as follows:

6. ý Fire-retardant coatings not acceptable

- (a) ý Fire-retardant coatings must not be used in order to make a material comply with a *required Flammability Index, Spread-of-Flame Index* or *Smoke-Developed Index*, except in respect to a material covered by clause 4(d).
- (b) ý In the case of a material covered by clause 4(d), any fire-retardant coating must be-
 - (i) ý certified by its manufacturer or distributor as approved for use with the fabric to achieve the *required* indices; and
 - (ii) ý certified by its manufacturer or distributor to retain its retardancy effect after a minimum of 5 commercial dry cleaning or laundering operations carried out in accordance with AS 2001.5.4-1987, Procedure 7A, using ECE reference detergent; and
 - (iii) ý certified by the applicator as having been carried out in accordance with the manufacturer's specification.

SECTION D ACCESS AND EGRESS

PART D1 PROVISION FOR ESCAPE

Add D1.2(d)(vi) as follows:

NSW D1.2 Number of exits required

- (d) ý (vi) any *storey* or *mezzanine* within an *auditorium* in a *place of public entertainment*.

Insert NSW D1.6(f)(vi) and (h) as follows:

NSW D1.6 Dimensions of exits

- (f) ý (v) in a Class 9b building used as a *place of public entertainment*-
 - (A) ý in parts of the building used by the public, the width of the *required exit* or path of travel, and the unobstructed width of each doorway must not be less than 1 m and not more than 3 m; and
 - (B) ý in other parts of the building, doorways must comply with D1.6(f).
- (h) ý in a Class 9b building used as a *place of public entertainment*-

SUPERCEDED

SUPERCEDED

- (i) ∫ the aggregate width must be not less than 2 m plus 500 mm for every 50 persons or part in excess of 200;
- (ii) ∫ D1.6(b), (c) and (d) do not apply;
- (iii) ∫ where one or more paths of travel merge, the width of the combined path of travel must be not less than the sum of the *required* widths of those paths of travel; and
- (iv) ∫ the *required* widths of the paths of travel connecting the *exits* from the building to a public road or *open space* must comply with (iii).

Delete D1.10(f) and insert NSW D1.10(f) as follows:

NSW D1.10 Discharge from exits

- (f) ∫ In a Class 9b building used as a place of public entertainment, at least half of the *required* number of *exits* from each *storey* or *mezzanine*, and at least half of the aggregate width of such *exits* must discharge otherwise than through the main entrance, or the area immediately adjacent to the main entrance of the building.

Vary Table D1.13 as follows:

NSW Table D1.13 AREA PER PERSON ACCORDING TO USE

TYPE OF USE	m ² per person
Delete "Theatres and public halls" and insert the following:	
Places of public entertainment	
other than <i>auditorium</i>	1.2
<i>Auditorium</i> - standing area	0.5
removable seating	1.0
fixed seating	count seats
bench seating	450 mm/person

PART D2 CONSTRUCTION OF EXITS

Delete D2.1 and insert NSW D2.1 as follows:

NSW D2.1 Application of Part

- (a) ∫ Except for D2.13 and D2.16 this Part does not apply to-
 - (i) ∫ a Class 1 or 10 building; or
 - (ii) ∫ the internal parts of a *sole-occupancy unit* in a Class 2 or 3 building or a Class 4 part.
- (b) ∫ In a Class 9b building used as a *place of public entertainment*-
 - (i) ∫ Clauses NSW D2.13(b)(vii)(B), (b)(viii), (b)(x), (b)(xi), NSW D2.15(b), NSW D2.16(g)(v), and NSW D2.19(e) apply to only those parts of the building used by the public; and
 - (ii) ∫ the general requirements of Part D2 apply to all other parts of the building.

Delete D2.13(b)(vii), and insert NSW D2.13(b)(vii), (x), (xi) and (xii) as follows:

NSW D2.13 Treads and risers

- (b) ∫ (vii) in a Class 9 building -

SUPERCEDED

SUPERCEDED

- (A) γ not more than 36 risers in consecutive flights without a change in direction of at least 30 $^{\circ}$; or
 - (B) γ in a *place of public entertainment*, a landing with a length of at least 1500 mm may be provided instead of a change of direction; and
- (x) γ conspicuous edges to the treads of steps in a Class 9b building used as a *place of public entertainment*; and
- (xi) γ in a Class 9b building used as a *place of public entertainment*, not more than one helical stairway serving as a *required exit* and that stairway must-
- (A) γ have a width of not less than 1500 mm;
 - (B) γ be of constant radius; and
 - (C) γ be constructed so that each tread, when measured 500 mm in from its narrow end, has a width of at least 280 mm; and
- (xii) γ in a Class 9b building used as a *place of public entertainment*, in a curved stairway serving as a *required exit* - an internal radius of not less than twice the width of the stair.

Renumber D2.15(b) to (c) and insert NSW D2.15(b) as follows:

NSW D2.15 Thresholds

- (b) γ in a Class 9b building used as a *place of public entertainment*, the door sill of a doorway opening to a road, *open space* or external balcony is not more than 50 mm above the finished floor level to which the doorway opens; or
- (c) γ in other cases-
- (i) γ the doorway opens to a road, *open space* or external balcony; and
 - (ii) γ the door sill is not more than 190mm above the finished surface of the ground, balcony, or the like, to which the doorway opens.

Delete D2.16(g)(iv) and insert NSW D2.16(g)(v) follows:

NSW D2.16 Balustrades

(g) γ (iv) (deleted).

Note: See γ NSW H101.13 - Provision of Guardrails γ
 NSW H101.14 - Guardrails γ
 NSW H102.9 - Guardrails γ

- (v) γ For a balustrade in a Class 9b building used as a Place of Public Entertainment, the height above the nosings of the stair treads and the floors of ramps, and the floor of any access path, balcony, landing or the like, is not less than-
- (A) γ 1 m when provided inside the building; and
 - (B) γ 1200 mm when provided externally to the building.

Insert NSW D2.19(e) as follows:

NSW D2.19 Doorways and doors

(e) γ in a Class 9b building used as a *place of public entertainment*-

SUPERCEDED

SUPERCEDED

- (i) ý must not be fitted with a collapsible gate, sliding door, accordion door, turnstile or rigid barrier;
- (ii) ý if fitted with a door, must be-
 - (A) ý a swing door which opens in the direction of egress; and
 - (B) ý doors hung in 2 folds where the unobstructed width of the doorway is more than 1 m; and
- (iii) ý a doorway or opening within sight of the audience but not intended for egress must have a notice displayed clearly indicating its purpose and such a notice must not be internally illuminated; and
- (iv) ý notwithstanding (c), a sliding door may be fitted where-
 - (A) ý it leads directly to a road or open space and forms a main entrance; and
 - (B) ý it is capable of swinging in the direction of egress when pressure is applied to the inside face of the door; and
 - (C) ý the door is provided with signage that clearly indicates to persons seeking egress, the potential for swinging the door open in an emergency.

Add NSW D2.21(f) as follows:

NSW D2.21 ý Operation of latch

- (f) ý it serves a Class 9b building used as *place of public entertainment* where-
 - (i) ý the single device operating the latch or bolts on doors used by the public must be a panic bar if those doors are to be secured; or
 - (ii) ý an *exit* door or gate used by the public as the main entrance may be fitted only with key-operated fastenings, the tongues of which must be locked in the retracted position whenever the building is occupied by the public so the door or gate can yield to pressure from within.

Add NSW D2.101 as follows:

NSW D2.101 ý Doors in path of travel in a place of public entertainment

In a Class 9b building used as a *place of public entertainment*-

- (a) ý a doorway in a path of travel must comply with D2.19(e); and
- (b) ý a door or gate which opens onto a path of travel used by the public must-
 - (i) ý close in the direction of egress;
 - (ii) ý be fitted with an *automatic self-closing* device; and
 - (iii) ý be installed so as not to interfere with any egress door.

PART D3 ACCESS FOR PEOPLE WITH DISABILITIES

Vary Table D3.2 as follows:

NSW Table D3.2 ý REQUIREMENTS FOR ACCESS FOR PEOPLE WITH DISABILITIES

CLASS OF BUILDING ý	ACCESS REQUIREMENTS
---------------------	---------------------

SUPERCEDED

Substitute provisions for Class 3 buildings as follows:

Class 3

- | | |
|--|--|
| (a) $\dot{\gamma}$ Common areas of buildings that are <i>required</i> to be accessible | To and within the public areas on the entrance floor and to every floor containing a <i>sole-occupancy unit</i> or accommodation <i>required</i> to be accessible. |
| (b) $\dot{\gamma}$ If the building contains-
up to 49 units
more than 49 but not more than 99
more than 99 units | To and within-
one <i>sole-occupancy unit</i> .
2 <i>sole-occupancy units</i> .
3 <i>sole-occupancy units</i> . |
| (c) $\dot{\gamma}$ If accommodation is provided for more than 10 persons other than in <i>sole-occupancy units</i> -
up to 49 beds
more than 49 but not more than 99
more than 99 | 2 beds. $\dot{\gamma}$
4 beds. $\dot{\gamma}$
6 beds. $\dot{\gamma}$ |

Note: For the purposes of this Table, a double bed counts as 1 bed.

Substitute provisions for Class 9b buildings as follows:

Class 9b-

- | | |
|---|---|
| An <i>assembly building</i> not being a <i>school</i> or an <i>early childhood centre</i> , or a lecture theatre, grandstand, or the like containing fixed seating, or a <i>place of public entertainment</i> - | To and within every room that accommodates more than 100 persons; and
within any other floor to which vertical access by way of a ramp, step ramp or kerb ramp complying with AS 1428.1, or passenger lift, is provided. |
| A lecture theatre, grandstand, or the like containing fixed seating, or a <i>place of public entertainment</i> - | To and within each <i>auditorium</i> , but not to every tier or platform; and
to and within the main entrance to the <i>auditorium</i> ; and- <ul style="list-style-type: none">- if provided at the end of each row, adjacent to an <i>aisle</i> or crossover directly leading to a doorway of the <i>auditorium</i>;- if provided at a crossover, within the <i>row</i> and adjacent to other fixed seating;- the width of space allocated must be at least 760 mm and must not infringe on the effective width of <i>aisles</i> by more than 250 mm;- wheelchair accommodation must not obstruct ease of access and egress for other occupants of the <i>auditorium</i> and must otherwise comply with Part H, Seating.- not less than one wheelchair space for each 100 persons or part thereof up to 200 persons, and an additional space for each additional 200 persons or part thereof by which the number of persons exceeds 200. |

Add provisions for *early childhood centres* as follows: $\dot{\gamma}$

<i>Early childhood centre</i>	To and within every room used by children and staff. $\dot{\gamma}$
-------------------------------	---

Add provisions for *schools* as follows:

A <i>school</i> $\dot{\gamma}$	To every room if no alternative similar facilities to those provided in that room are accessible elsewhere in the <i>school</i> .
--------------------------------	---

Add NSW D3.3(d) as follows:

NSW D3.3 **Parts of buildings to be accessible**

- (d) $\dot{\gamma}$ in a building not containing a passenger lift where access is *required* to the entrance floor but not to the other levels, a *required* stair must comply with Clause 9 of AS 1428.1.

SUPERCEDED

SECTION E SERVICES AND EQUIPMENT

PART E1 FIRE FIGHTING EQUIPMENT

Delete E1.1 and insert NSW E1.1 as follows:

NSW E1.1 Application of Part

This Part does not apply to-

- (a) ∫ a Class 10 building; and
- (b) ∫ except for E1.7, a Class 1 building or dwelling.

Delete E1.7 and insert NSW E1.7 as follows:

NSW E1.7 Fire and smoke alarms

- (a) ∫ An *automatic* fire detection and alarm system, designed to ensure the occupants are given adequate warning so they can evacuate the building in an emergency, must be installed in-
 - (i) ∫ a Class 1 building or dwelling; and
 - (ii) ∫ a Class 2 building where *required* by Clause 3.10 or Clause 4.3 of Specification C1.1: and
 - (iii) ∫ a Class 3 building with an *effective height* of not more than 25 m; and
 - (iv) ∫ a Class 9a building; and
 - (v) ∫ a *projection suite* referred to in NSW H101.17.1(b) in a Class 9b building used as a *place of public entertainment*.
- (b) ∫ An *automatic* fire detection and alarm system satisfies (a) if it complies with Specification E1.7.

Note: ∫ See Part E2 for use of fire detection and alarm systems to satisfy Smoke Hazard Management provisions.

PART E2 SMOKE CONTROL

NSW Table E2.2 ∫ DEEMED-TO-SATISFY PROVISIONS FOR SMOKE HAZARD MANAGEMENT

In Table E2.2 delete the entry-

Class 9b - Theatres, Stages and Public Halls ∫

In Table E2.2 under the heading "Other Class 9 buildings, delete the heading and sub-clauses (a) and (b) and insert the following instead:

Other Class 9b buildings (including buildings used as places of *public entertainment*)

- (a) **with a floor area of more than 2000 m²**

Any fire compartment, (including *basement* fire compartments) with a *floor area* greater than 2000 m², is provided with -

- (i) ∫ an *automatic* smoke exhaust system in accordance with Specification E2.2; or

SUPERCEDED

- (ii) \dot{y} in the top *storey* of a multi-*storey* building or if the *fire compartment* is within a single *storey* building, *automatic smoke-and-heat vents* in accordance with E2.4 activated on the detection of smoke; or
 - (iii) \dot{y} if the *fire compartment* is within a single *storey* building and the *floor area* of the *fire compartment* is not more than 5000 m²-
 - (A) \dot{y} a *sprinkler system*; or
 - (B) \dot{y} an *automatic* smoke detection system in accordance with Specification E1.7
- (b) \dot{y} **having a rise in storeys of more than 2**
- A building having a *rise in storeys* of more than 2 but not more than 25 m in *effective height*, containing *fire compartments* with a *floor area* not greater than 2000 m² is provided with-
- (i) \dot{y} in each *required fire-isolated stairway*, an *automatic* stair pressurisation system in accordance with AS 1668.1; or
 - (ii) \dot{y} an *automatic* smoke detection system in accordance with Specification E1.7; or
 - (iii) \dot{y} an *automatic* smoke control system in accordance with AS 1668.1; or
 - (iv) \dot{y} a *sprinkler system*.
- (c) \dot{y} **more than 25 m in effective height**
- A building more than 25 m in *effective height*, containing *fire compartments* with a *floor area* not greater than 2000 m² is provided with a zone smoke control system in accordance with AS 1668.1.
- (d) \dot{y} **basements (not more than 2 storeys) used as places of public entertainment**
- Any *basement* (not more than 2 *storeys*) used as a *place of public entertainment*, containing an *auditorium* or other public area is provided with-
- (i) \dot{y} an *automatic* smoke detection system in accordance with Specification E1.7; or
 - (ii) \dot{y} an *automatic* smoke control system (purging) in accordance with AS 1668.1; or
 - (iii) \dot{y} a *sprinkler system*.
- (e) \dot{y} Any air-handling system installed in a building used as a *place of public entertainment* not designed to provide smoke control shuts down by activation of optical smoke detectors installed in the return air ducts, (or supply air ducts if there are no return air ducts) of the air-handling system, unless exempted by Section 7 of AS 1668.1.
- (f) \dot{y} The following buildings are exempt from the provisions in (a), (b), (c), (d) and (e):
- (i) \dot{y} Sporting complexes (not used as places of *public entertainment*) including sports halls, gymnasiums, *swimming pools*, ice and roller rinks and the like.
 - (ii) \dot{y} Churches and other religious centres.

Note: NSW H101 requires additional smoke hazard management measures above certain *stages* in Class 9b buildings used as places of *public entertainment*.

PART E3 LIFT INSTALLATIONS

Insert NSW E3.4(c), (d), (e), and (f) as follows:

NSW E3.4 Emergency lifts

- (c) \dot{y} In a building *required* to have an emergency lift, except as provided in (g), each *storey* must be served-
 - (i) \dot{y} in any case - by at least one passenger lift that is an emergency lift; and
 - (ii) \dot{y} in the case of a building that contains 2 or more passenger lifts - by at least 2 passenger lifts that are emergency lifts.
- (d) \dot{y} (i) A *required* emergency lift must be contained within a *shaft*; and
- (ii) \dot{y} the emergency lifts referred to in (c)(ii) must be contained in at least 2 separate lift *shafts*.

SUPERCEDED

- (e) ý In calculating the number of passenger lifts contained in a building, any lift that is wholly contained within an *atrium* is disregarded.
- (f) ý An emergency lift need not serve the topmost *storey* of a building if it contains only heating, ventilating, lift or other equipment, water tanks or similar service units.

PART E4 ý EMERGENCY LIGHTING, EXIT SIGNS AND WARNING SYSTEMS

Delete E4.6 and insert NSW E4.6 as follows:

NSW E4.6 Direction signs

If an *exit* is not readily apparent to persons occupying or visiting the building, then *exit* signs must be installed-

- (a) ý in appropriate positions in corridors, hallways, lobbies, foyers, auditoria, and the like, indicating the direction to a *required exit*; and
- (b) ý in a Class 9b building used as a *place of public entertainment* - in any external egress path to a street where the *exit* does not open directly onto a street.

PART E5 ý MAINTENANCE

Delete E5.2 and insert NSW E5.2 as follows:

NSW E5.2 Essential services

Essential services must be maintained in accordance with the Local Government (Approvals) Regulation, 1993 and Local Government (Orders) Regulation, 1993.

Delete E5.3:

NSW E5.3 Mechanical ventilation and warm water systems

(deleted).

NSW SPECIFICATION E1.5 FIRE SPRINKLER SYSTEMS

Delete Clause 9(b) and insert new clause as follows:

9. ý Water supply

- (b) ý Grade 1 for buildings of more than 25 m in *effective height* except that a secondary water supply storage capacity of 25000 litres may be used if-
 - (i) ý the storage tank is located at the top most *storey* of the building; and
 - (ii) ý the building occupancy is classified as no more hazardous than Ordinary Hazard Group II Occupancy as defined in Section 2 of AS 2118; and
 - (iii) ý an operational fire service is available to attend a building fire.

NSW SPECIFICATION E1.7 $\dot{\gamma}$ FIRE DETECTION AND ALARM SYSTEMS

Delete Clause 2 and insert new clause as follows: $\dot{\gamma}$

An *automatic* fire detection and alarm system must comply with-

- (a) $\dot{\gamma}$ AS 1670 subject to this Specification - except for the provisions of-
 - (i) $\dot{\gamma}$ Clause 2.4(a) - "Location where protection not *required*" - only applies to heat detectors; and
 - (ii) $\dot{\gamma}$ Clause 6.3 - "Logbooks"; and
 - (iii) $\dot{\gamma}$ Clause 6.4 - "Maintenance"; or
- (b) $\dot{\gamma}$ for Class 1, 2 and 3 buildings and Class 4 parts, Clause 9 as permitted by Clause 8.

Delete Clause 3 and insert new clause as follows:

3. $\dot{\gamma}$ **System monitoring**

- (a) $\dot{\gamma}$ An automatic fire detection and alarm system must be connected to a fire station nominated by the NSW Fire Brigade by a device capable of automatically transmitting an alarm signal, where the system is-
 - (i) $\dot{\gamma}$ *required* in a Class 3 or 9 building by NSW E1.7, except where Clause 5(a)(ii) and (iii) of this Specification apply; or
 - (ii) $\dot{\gamma}$ installed in accordance with Specification E2.2 to satisfy the requirements of Part E2.
- (b) $\dot{\gamma}$ An *automatic* fire detection and alarm system need not be connected to a fire station where-
 - (i) $\dot{\gamma}$ the requirements of (a) apply and the council has been furnished with a report from the NSW Fire Brigade to the effect that, in the opinion of the Brigade-
 - (A) $\dot{\gamma}$ such a device cannot be monitored on a 24 hour basis; or
 - (B) $\dot{\gamma}$ because of the distance of the building in which the system is installed from the fire station closest to it, an effective response to such an alarm cannot be provided; or
 - (ii) $\dot{\gamma}$ the system is-
 - (A) $\dot{\gamma}$ *required* in a Class 1 or 2 building by NSW E1.7; or
 - (B) $\dot{\gamma}$ except where (a) applies, provided to satisfy the requirements of Part E2.

Delete Clause 6(a) and insert new paragraph as follows:

6. $\dot{\gamma}$ **Location of smoke detectors**

- (a) $\dot{\gamma}$ wherever possible, surface mounted at the return air inlet and spill air or relief air path outside the air handling system ducts, unless a point sampling system with maximum sensitivity level of 0.5% smoke obscuration is used; and

Delete Clause 8 and insert new clause as follows: ý

8. ý Class 1, 2 and 3 buildings and Class 4 part of a building - alternative system

- (a) ý An *automatic* fire detection and alarm system in-
- (i) ý a Class 1 building or dwelling and a Class 2 building, where *required* by NSW E1.7; and
 - (ii) ý a Class 2 building and a Class 4 part of a building, provided to satisfy the provisions of Part E2, ý must-
 - (iii) ý consist of a system of self-contained smoke alarms in accordance with Clause 9; or
 - (iv) ý comply with Clauses 2(a), 3, 4, 6 and 7 of this Specification utilizing smoke detectors.
- (b) ý In a Class 3 building, an *automatic* fire detection and alarm system must-
- (i) ý where *required* by NSW E1.7, comply with Clauses 2(a), 3, 4, 6, and 7 of this Specification, utilizing smoke detectors except that heat detectors may be used in kitchen areas and other areas where the installation of smoke detectors would be likely to cause false alarms; or
 - (ii) ý where not *required* by NSW E1.7 and provided to satisfy the provisions of Part E2-
 - (A) ý consist of a system of self-contained smoke alarms in accordance with Clause 9; or
 - (B) ý meet the requirements of (b)(i).

Delete Clauses 9(b) and (9)(e)(ii) and insert new clauses as follows:

9. ý Self-contained smoke alarms

- (b) ý In a Class 1a building or dwelling and within *sole-occupancy units* in a Class 2 building and a Class 4 part of a building and within sole-occupancy units in a Class 3 building referred to in NSW Clause 8(b)(ii) of this Specification, self-contained smoke alarms must be installed in each building, dwelling or *sole-occupancy unit* in suitable locations on or near the ceiling in any *storey*-
- (i) ý containing bedrooms-
 - (A) ý between each area containing bedrooms and the remainder of the building, dwelling or *sole-occupancy unit*; or
 - (B) ý where bedrooms are served by a hallway, in that hallway; or
 - (C) ý in each bedroom and either (A) or (B); and
 - (ii) ý not containing bedrooms.
- (e) ý (ii) be connected to the consumer mains power where a building is provided with mains electrical power; and
- (iii) ý have a standby power supply.

SECTION F $\dot{\gamma}$ HEALTH AND AMENITY

PART F1 DAMP AND WEATHERPROOFING

Add NSW F1.7(c) as follows:

NSW F1.7 Water proofing of wet areas in buildings

- (c) $\dot{\gamma}$ Where a bath is enclosed, the enclosure must be constructed so as to-
- (i) $\dot{\gamma}$ prevent the creation of an unhealthy condition within the enclosure;
 - (ii) $\dot{\gamma}$ prevent the entry of rodents;
 - (iii) $\dot{\gamma}$ prevent the degrading of any supporting members or covering, by moisture within the bath enclosure; and
 - (iv) $\dot{\gamma}$ be structurally adequate.

PART F2 SANITARY AND OTHER FACILITIES

Insert the following lead-in to requirements for Class 1 buildings in Table F2.1:

NSW TABLE F2.1 $\dot{\gamma}$ PROVISION OF SANITARY AND OTHER FACILITIES IN RESIDENTIAL BUILDINGS

CLASS OF BUILDING	MINIMUM FACILITIES REQUIRED
Class 1	Each dwelling in a Class 1 building must be provided with the following:

Delete F2.7:

NSW F2.7 Warm water installations

(deleted).

PART F4 LIGHT AND VENTILATION

Delete F4.5(b)(ii) and insert NSW F4.5(b)(ii) as follows:

NSW F4.5 Ventilation of rooms

- (b) $\dot{\gamma}$ (ii) a mechanical ventilation or air-conditioning system complying with AS 1668.2.

PART F5 NOISE TRANSMISSION AND INSULATION

Delete clause F5.1 and insert NSW F5.1 as follows:

NSW F5.1 Application of Part

This Part applies to-

- (a) $\dot{\gamma}$ Dwellings in a Class 1 building joined by a separating wall; and
- (b) $\dot{\gamma}$ All Class 2 and 3 buildings.

SECTION G ANCILLARY PROVISIONS ý

PART G1 MINOR STRUCTURES AND COMPONENTS

Delete G1.1(b):

NSW G1.1 Swimming pools

(b) ý (deleted).

Note: ý Restriction of access to swimming pools is regulated under the Swimming Pools Act 1992.

Add NSW G1.101 as follows:

NSW G1.101 Provision for cleaning of windows

(a) ý A building must provide for a safe manner of cleaning any *windows* located 3 or more *storeys* above ground level.

(b) ý A building satisfies (a) where-

(i) ý the *windows* can be cleaned wholly from within the building; or

(ii) ý provision is made for the cleaning of the *windows* by a method complying with the Construction Safety Act 1912 and regulations made under that Act.

NSW PART G5 CONSTRUCTION IN BUSHFIRE PRONE AREAS

Delete all of Part G5.

SECTION H SPECIAL USE BUILDINGS ý

Delete Objectives for Part H1 and insert Objectives for NSW Parts H101, H102 and H103 as follows:

NSW PART H101 ý PLACES OF PUBLIC ENTERTAINMENT OTHER THAN TEMPORARY STRUCTURES AND DRIVE-IN THEATRES

An *auditorium*, other spaces used for assembly and egress routes in a building used as a *place of public entertainment* must be protected so all occupants can be evacuated in an orderly way in any emergency arising from fire, smoke or otherwise.

NSW PART H102 ý TEMPORARY STRUCTURES USED AS PLACES OF PUBLIC ENTERTAINMENT

A *temporary structure* used as a *place of public entertainment* must include adequate provisions so that all occupants can be evacuated in an orderly way in any emergency arising from fire, smoke or otherwise.

NSW PART H103 ý DRIVE-IN THEATRES

A drive-in theatre must provide for the orderly access and egress of motor vehicles and the public, from and to a public road.

Delete Part H1 and insert NSW Part H101 as follows:

NSW PART H101 ý PLACES OF PUBLIC ENTERTAINMENT OTHER THAN TEMPORARY STRUCTURES AND DRIVE-IN THEATRES

NSW H101.1 Application of Part

This Part applies to every building used for public entertainment and for public meetings as described in the *Local Government Act 1993*.

NSW H101.2 Fire separation

If a *place of public entertainment* forms part only of a building, then-

- (a) ý the whole of the *place of public entertainment*; or
- (b) ý the part containing the *stage*, *backstage* area and *auditorium*, must be separated from the other parts of the building by construction having an FRL of not less than 60/60/60.

NSW H101.3 Foyer space

Where a *place of public entertainment* is used principally for the purpose of-

- (a) ý exhibiting *films*; or
 - (b) ý conducting live *stage* productions,
- foyer space (excluding stairways and concession areas) must be provided on the basis of at least 0.25 m² for each person that the *auditorium* accommodates.

NSW H101.4 Sprinkler systems for common foyers

If any foyer in a *place of public entertainment*-

- (a) ý serves more than 2 *auditoriums*; and
- (b) ý is not separated from any other foyer by construction having an FRL of not less than 60/60/60,

a *sprinkler system* complying with Specification E1.5 must be installed throughout the *storey* containing the foyer and throughout each *storey* in the building below that *storey*.

NSW H101.5 Conventional stages

This clause applies to a conventional *stage*, that is, a *stage* which is separated from the *auditorium* by a proscenium wall incorporating a proscenium opening.

NSW H101.5.1 Extent of stage area

If a room or area is not separated from the remainder of a conventional *stage* by construction having an FRL of not less than 60/60/60, the room or area is, for the purposes of this Part, to be taken to form part of the *stage*.

NSW H101.5.2 Small stages

A *stage* which is more than 50 m² but not more than 150 m² in area-

- (a) ý must have installed directly above the *stage*-

SUPERCEDED

- (i) \dot{y} a roof mounted *smoke-and-heat vent* that complies with NSW H101.22(a);
or
 - (ii) \dot{y} an automatic smoke exhaust system that complies with NSW H101.22(b);
or
 - (iii) \dot{y} an automatic smoke exhaust system that complies with \dot{y}
NSW H101.5.3(a)(i); and \dot{y}
- (b) \dot{y} must have 2 or more means of egress from the *stage* and *backstage* area provided otherwise than through the proscenium wall.

NSW H101.5.3 Large stages

A *stage* which is more than 150 m² in area-

- (a) \dot{y} must have installed directly above the *stage*-
- (i) \dot{y} an *automatic* smoke exhaust system that-
 - (A) \dot{y} operates to exhaust smoke, from within the smoke layer depth, at a rate of not less than 6 air changes per hour for the volume above the *stage*, based on normal (non-fire) temperature and pressure conditions; and
 - (B) \dot{y} incorporates an exhaust fan(s) which is activated by a smoke detector(s) located in accordance with Clause 6 of Specification E1.7 as appropriate, and which is capable of operating at a temperature of 200°C for a period of not less than 1 hour; and
 - (C) \dot{y} has a power supply wiring to the exhaust fan and essential control and detector circuits that complies with the relevant requirements of AS 1668.1; and
 - (D) \dot{y} incorporates controls, indicators and operating instructions installed and provided in accordance with Clauses 4.17 and 4.18 of AS1668.1; and
 - (E) \dot{y} discharges smoke directly to the outside and vertically upwards with a velocity of not less than 5 m/s and the discharge point is not less than 6 m from any air intake point. The discharge must be positioned so that egress from the building is not impeded; and
 - (F) \dot{y} provides low level make-up outdoor air to satisfy the exhaust rate of the smoke control system; and
 - (ii) \dot{y} a suitable *automatic sprinkler system* that complies with Specification E1.5; and
- (b) \dot{y} must have the proscenium opening protected by a safety curtain that complies with NSW H101.10;
- (c) \dot{y} must have a line of open drenchers or open sprinklers provided above the proscenium opening on the *stage* side and in such a position as to be able to discharge over the inside face of the safety curtain; and
- (d) \dot{y} must have 2 or more means of egress from the *stage* and *backstage* area provided otherwise than through the proscenium wall.

NSW H101.5.4 Fire separation of stages

A *stage* which is more than 50 m² in area, and all areas below such a *stage*, must (with the exception of the proscenium opening) be separated from the *backstage* and the remainder of the building by construction having an FRL of not less than 60/60/60.

SUPERCEDED

NSW H101.6 Non-conventional stages

This clause applies to a *stage* that is not a conventional *stage* within the meaning of NSW H101.5.

NSW H101.6.1 Small stages

A *stage* which is more than 50 m² but not more than 150 m² in area must-

- (a) ŷ comply with H101.5.2 (a); and
- (b) ŷ have at least 2 means of egress from the *backstage* area.

NSW H101.6.2 Large stages

A *stage* which is more than 150 m² in area:

- (a) ŷ must comply with clause NSW H101.5.3 (a); and
- (b) ŷ must have at least 2 means of egress from the *backstage* area.

NSW H101.7 Flying scenery

Where there is a grid or other means of *flying scenery* over-

- (a) ŷ a conventional *stage* or non-conventional *stage*-
 - (i) ŷ the *stage* must be provided with an *automatic sprinkler system* that complies with Specification E1.5; and
 - (ii) ŷ a fly gallery, bridge grid, rigging loft, tie gallery or electric light perch must-
 - (A) ŷ comply with AS 1657; and
 - (B) ŷ be of *non-combustible* construction;
 - (iii) ŷ a fly gallery must be provided with at least 2 means of egress, one on each side of the *stage*;
 - (iv) ŷ a grid or rigging loft must be provided with at least 2 means of egress;
 - (v) ŷ if exposed steel is used in the construction of a roof, fly or tie gallery, the roof, fly or tie gallery must be so designed that, in the event of its structural failure due to fire, the wall structure of the building will not be affected.
 - (vi) ŷ structural steel supporting the *stage* tower must be enclosed by masonry or concrete and have an FRL of not less than 120/120/120; and
- (b) ŷ in the case of a conventional *stage*, the following additional requirements apply:
 - (i) ŷ The proscenium wall must-
 - (A) ŷ have an FRL of not less than 120/120/120; and
 - (B) ŷ have the proscenium opening protected by a rigid safety curtain in accordance with NSW H101.10.1;
 - (ii) ŷ the walls forming the *stage* area, and the area beneath the *stage*, must be constructed of masonry or concrete and have an FRL of not less than 120/120/120.

NSW H101.8 Load notice

A notice indicating the actual distributed and concentrated load for which the *stage* floor has been designed must be conspicuously and permanently displayed in a position adjacent to the *stage* floor.

This notice must be in legible letters and figures-

- (a) ŷ at least 50 mm high; and
- (b) ŷ on a contrasting background.

NSW H101.9 Guarding of machinery

Machinery and associated equipment in the *stage* area which have moving parts must be equipped with suitable guards where necessary.

NSW H101.9.1 Electric motors

An electric motor, together with any associated equipment having moving parts, that is used for the operation of curtains and maskings in the *stage* area must be constructed, or fitted with guards, so as to prevent the curtains and maskings from coming into contact with it.

NSW H101.10 Safety curtains

A safety curtain *required* by NSW H101.5.3 must-

- (a) \hat{y} be made of *non-combustible* material; and
- (b) \hat{y} be so fitted that, when it is closed, it forms an efficient smoke seal between the *stage* and the *auditorium*; and
- (c) \hat{y} be capable of withstanding a pressure differential of 0.5 kPa over its entire surface area; and
- (d) \hat{y} be run on steel guides located on each side of the proscenium opening; and
- (e) \hat{y} remain engaged in its guides if the guides, together with their fittings and attachments and that part of the curtain engaged in the guides, are subjected to a pressure differential of 1 kPa; and
- (f) \hat{y} be of sufficiently robust construction to withstand damage by scenery, *stage* properties and falling debris; and
- (g) \hat{y} be capable of closing the proscenium opening within 30 seconds, either by gravity slide or by motor assisted mechanisms; and
- (h) \hat{y} have manual controls, located on each side of the *stage*, for the closing of the curtains; and
- (i) \hat{y} have a notice displayed adjacent to the operating controls, in clear and legible letters and symbols of adequate size, indicating its use and operation; and
- (j) \hat{y} when operated, actuate a distinctive warning alarm audible to persons on the *stage* and must not be reliant for its operation solely on the primary electricity supply; and
- (k) \hat{y} have the words "Safety Curtain" exhibited on the curtain in clear and legible letters of adequate size to enable them to be read from all parts of the *auditorium*.

NSW H101.10.1 Safety curtains - Additional requirements

A rigid safety curtain *required* by NSW H101.7 must comply with the requirements of NSW H101.10 and it must-

- (a) \hat{y} be vertically hung from steel cables;
- (b) \hat{y} be framed with structural steel that complies with AS 1250;
- (c) \hat{y} be sheeted and finished on both faces with sheet steel or other *non-combustible* material of such gauge, and so fastened to its frame, as to ensure that its frame is capable of withstanding distortion arising from heat; and
- (d) \hat{y} when closed, overlap the proscenium opening by not less than 300 mm at each side and by not less than 600 mm at the top.

NSW H101.11 Seating in rows

This clause does not apply to *continental seating* or seating at tables.

NSW H101.11.1 Number of seats

Subject to NSW H101.11.5, where seating is arranged in *rows*, the maximum of seats in each *row* must not exceed-

- (a) \hat{y} 8 where there is an *aisle* at one end only of the *row*; or
- (b) \hat{y} 16 where there are *aisles* on both ends of the *row*.

NSW H101.11.2 Chairs used for seating

Chairs used for seating must-

- (a) where they have arms, be at least 500 mm from centre to centre; and
- (b) where they do not have arms, be at least 450 mm from centre to centre; and
- (c) have a *minimum lateral clearance* of at least 300 mm between-
 - (i) the front of each chair and the back of the chair in front; or
 - (ii) if a guardrail is provided in front of the chairs, between the front of each chair and the guardrail; and
- (d) have a distance of at least 950 mm between the back of each chair and the back of the chair in front.

NSW H101.11.3 Chairs in auditoriums - Level floors

Chairs in an *auditorium* that has a level floor must be-

- (a) \hat{y} securely fastened to the floor; or
- (b) \hat{y} secured together in groups of not less than 4 and not more than 16.

NSW H101.11.4 Chairs in auditoriums - Sloping floors

Chairs in an *auditorium* having a sloping floor, or having stepped or inclined platforms, must be securely fastened to the floor or platform.

NSW H101.11.5 Radiating aisles in seating areas

Where seating is securely fastened to the floor and arranged in *rows* of concentric circles, semi-circles or segments or circles, with radiating *aisles*-

- (a) \hat{y} the number of seats in each *row* between 2 *aisles* must not exceed 24; and
- (b) \hat{y} each seat must-
 - (i) \hat{y} have a *minimum lateral clearance* of at least 325 mm between the front of the seat and the back of the seat in front; and
 - (ii) \hat{y} have a distance of at least 975 mm between the back of the seat and the back of the seat in front; and
- (c) \hat{y} the *rows* may be curved or straight.

NSW H101.11.6 Aisles and crossovers

Where *aisles* and *cross-overs* are provided-

- (a) \hat{y} each *aisle* must have a width of at least 1000 mm and each *cross-over* must have a width of at least 1500 mm; and
- (b) \hat{y} the floor of each *aisle* must not have a grade of more than 1 in 8 at any part; and
- (c) \hat{y} if there is a step from a *row* to an *aisle* or from a landing to an *aisle*, the step must not project into the *aisle*.

NSW H101.11.7 Platforms and steps

Where an *aisle* contains platforms or steps-

- (a) \hat{y} the platforms and steps must extend for the full width of the *aisle*; and

SUPERCEDED

- (b) ý if there are no intervening steps between levels of platforms, the height of the platform riser must not be more than 200 mm; and
- (c) ý if there are one or more intervening steps between levels of platforms-
 - (i) ý each riser must be at least 100 mm but not more than 200 mm high; and
 - (ii) ý each going must be at least 250 mm deep; and
 - (iii) ý risers and goings must be uniform; and
- (d) ý goings which are more than 450 mm deep at platform level must not have a grade of more than 1 in 50; and
- (e) ý at the entrance from the *aisle* to each *row* there must be a clear level floor space, extending the full width of the *aisle*, of at least 300 mm, measured from the back of the *row* in front; and
- (f) ý any going projecting in front of a seat adjacent to an *aisle* must be protected by a guardrail.

NSW H101.11.8 Stepped platforms

Where stepped platforms without chairs or stepped platforms with bench seats, are used for seating-

- (a) ý each platform must be at least 700 mm deep; and
- (b) ý each seating space must be at least 450 mm wide, measured along the front of the platform or bench seat; and
- (c) ý each seating space must be numbered consecutively; and
- (d) ý at the entrance from the *aisle* to each *row* there must be a clear level floor space, extending the full width of the *aisle*, of at least 300 mm, measured from the back of the *row* in front; and
- (e) ý any going projecting in front of a seat adjacent to an *aisle* must be protected by a guardrail; and
- (f) ý in the case of stepped platforms with bench seats, there must be at least 300 mm between the back of each seat and the front of the platform behind, or the front of the bench seat behind, whichever is the closer.

NSW H101.12 Continental seating

This Clause applies to *continental seating*.

NSW H101.12.1 Seating to be fastened

Seating must be securely fastened to the floor.

NSW H101.12.2 Maximum seats per row

The number of seats in a *row* must not exceed 120.

NSW H101.12.3 Depths of seating rows

The depth of each *row* of seating (that is, the distance between the back of the *row* in front or, if there is a guardrail in front, between the back of the *row* and the guardrail) must, in respect of a *row* containing number of seats specified in Column 1 of Table H101.12 be not less than the distance specified in Column 2 of that Table in respect of that number of seats.

NSW H101.12.4 Clearance between rows

The *minimum lateral clearance* between each *row* of seating must, in respect of a *row* containing a number of seats specified in Column 1 of Table H101.12 be not less than the clearance specified in Column 3 of that Table in respect of that number of seats.

SUPERCEDED

NSW H101.12.5 Chairs used for seating

Chairs used for seating must comply with NSW H101.11.2 (a) and (b).

NSW H101.12.6 Egress Doorways

Egress doorways through the walls of the *auditorium*-

- (a) γ must have an aggregate width of at least twice the sum of the clearances specified in Column 3 of Table H101.12 for each *row* of the *auditorium* to be served by those doorways; and
- (b) γ must be provided at each end of every fifth *row*, excluding the first 2 *rows* and the last 2 *rows* in the *auditorium* if those *rows* each contain no more than 16 seats; and
- (c) γ must lead-
 - (i) γ directly to a road or *open space*; or
 - (ii) γ into a foyer or other area giving access to a road or *open space*; and
- (c) γ must be provided with *exit* signs if the egress doorways are not sufficiently conspicuous.

NSW H101.12.7 Clear Areas

A clear area:

- (a) γ must be provided from each end of each *row* to an egress doorway in the wall of the *auditorium*; and
- (b) γ must have a width of at least-
 - (i) γ the sum of the clearances specified in Column 3 of Table H101.12 for each such *row*; or
 - (ii) γ 500 mm, whichever is the greater; and
- (c) γ if it contains platforms or steps, must comply with NSW H101.11.7 (a), (b), (c), (d) and (f).

NSW H101.12.8 Minimum clear space

At the entrance from a *row* to a clear area, there must be a clear level floor space having a width of at least the clearance specified for the *row* in Column 3 of Table H101.12.

NSW H101.12.9 Doors

A door fitted to the egress doorway in the wall of an *auditorium* must comply with NSW D2.15 and NSW D2.19.

Table H101.12 SPACING OF AUDITORIUM SEATING

Column 1 Number of seats in Rows	Column 2 Depth of Rows (mm)	Column 3 Clearance between Rows (mm)
Not exceeding 16	950	300
17 - 30	975	325
31 - 45	1000	350
46 - 60	1025	375
61 - 75	1050	400
76 - 90	1075	425
91 - 105	1100	450
106 - 120	1125	475

NSW H101.13 Provision of guardrails

NSW H101.13.1 Location

Guardrails must be provided-

- (a) √ along the fascia of each balcony or box;
- (b) √ if there is a stepped floor, along the front edge of each *cross-over*; and
- (c) √ where NSW H101.13.2 and NSW H101.13.3 apply.

NSW H101.13.2 Fixed back seats

If seats with fixed backs are provided, guardrails that extend for the full width of the seating, must be provided at least 500 mm above the platform unless-

- (a) √ fixed seat backs of the next lower level project at least 500 mm above the level of the stepped platform; and
- (b) √ there is only one riser between the platform and the next lower *cross-over*.

NSW H101.13.3 Steps between platforms

If-

- (a) √ there is more than one intervening step in an *aisle* between levels of platforms, a guardrail must be provided (at a vertical height of at least 660 mm measured above the nosing of each tread and of the upper platform) to the sides of the *aisle* adjacent to those steps; and
- (b) √ there is more than one intervening step in an *aisle* between levels of platforms and that *aisle* is along a wall, a continuous guardrail must be affixed to that wall at a height of at least 865 mm above the nosing of each tread; and
- (c) √ the end of a platform or the back of the highest platform does not abut a wall that extends at least 660 mm above the floor level of the platform, a guard rail not less than 660 mm high must be provided-
 - (i) √ at the ends of the platform, extending from the front of the first riser to the back of the highest platform; and
 - (ii) √ at the back of the highest platform, extending the full width of the platform; and
- (d) √ there is an inclined floor, the raised section of which is not bounded by walls at least 660 mm high, a guard rail must be provided that extends around the perimeter of the raised section at a height of at least 660 mm above the inclined floor level; and
- (e) √ seating at tables is provided on a stepped platform, a guardrail at least 500 mm high must be provided along the front edge of the platform.

NSW H101.14 Guardrails

This clause applies to seating areas.

NSW H101.14.1 Continental seating

Where a guardrail is provided in front of a *row* of chairs-

- (a) √ the distance between the back of each chair in that *row*, and the guardrail must be not less than the distance specified in Column 2 of Table H101.12 for the number of chairs in that *row*;
- (b) √ the *minimum lateral clearance* between the front of each chair in that *row* and the guardrail must be not less than the clearance specified in Column 3 of Table H101.12 for the number of chairs in that *row*.

NSW H101.14.2 Balconies and boxes

A guardrail provided along the fascia of a balcony or box-

- (a) √ if it is located at the foot of a stepped *aisle*, must have its top surface at least 900 mm above the floor of the balcony or box; and
- (b) √ if it is not located at the foot of a stepped *aisle*, must have its top surface at least 750 mm above the floor; and
- (c) √ if it has a ledge more than 70mm wide, must have the top surface of the ledge sloping downwards towards the floor of the balcony or box at an angle of at least 30 degrees from the horizontal; and
- (d) √ must have an unperforated kerb or toeguard extending for at least 300 mm above the floor.

NSW H101.14.3 Cross-overs

A guardrail provided along the front edge of a *cross-over* on a stepped floor-

- (a) √ must be at least 750 mm high; and
- (b) √ must extend for the full distance between *aisles*, or between a wall and an *aisle*, or for such other distance as considered necessary.

NSW H101.15 Dressing rooms

A dressing room or 2 or more adjoining dressing rooms, having a total *floor area* of more than 50 m², must-

- (a) √ be separated from other parts of the building by construction having an FRL of not less than 60/60/60;
- (b) √ have at least 2 means of egress as remote from each other as possible, one of which must discharge-
 - (i) √ directly to a road or *open space*; or
 - (ii) √ through a fire-isolated *exit* to a road or *open space*.

NSW H101.16 Storerooms

A storeroom must be separated from other parts of the building by construction having an FRL of not less than 60/60/60.

NSW H101.17 Projection suites

This clause applies to *projection suites*.

NSW H101.17.1 Rooms to be provided

A *projection suite*, in compliance with the staffing requirements of Schedule 2 of the Local Government (Approvals) Regulation 1993 must contain either-

- (a) √ a projection room and sanitary accommodation comprising at least 1 closet pan and 1 washbasin, where the *projection suite* is continually staffed; or
- (b) √ a projection room fitted with the following equipment-
 - (i) √ an *automatic* fire suppression system in accordance with SSL Appraisal Specification FAS 102 or a *sprinkler system* complying with AS 2118; and
 - (ii) √ a smoke detection system in accordance with NSW E1.7 which will-
 - (A) √ close down all shutters fitted to projection or observation ports; and
 - (B) √ activate sufficient general lighting to provide a minimum of 40 lux measured at floor level in any *auditorium* affected; and

SUPERCEDED

- (C) ŷ operate a public address system to announce a suitable message from the management of the premises; and
- (D) ŷ activate an audible alarm to immediately indicate to management the presence of smoke in the projection room.

NSW H101.17.2 Fire separation

A *projection suite* must be separated from all other internal parts of the building in which it is located by construction having an FRL of not less than 60/60/60.

NSW H101.17.3 Concession for protection of some openings

If a projection or observation port is not more than 0.1 m² in area-

- (a) ŷ a metal shutter not less than 1.5 mm thick may be fitted thereto instead of the protection *required* under NSW C3.11; and
- (b) ŷ any metal shutter or protection system provided must be equipped with a device to permit the closing of the shutter or protection system from easily accessible operating positions adjacent to each egress doorway from the projection room.

NSW H101.18 Basement storeys

Where a *place of public entertainment* includes not more than 2 *basement storeys*-

- (a) ŷ all *required exits* from the *basement* must be enclosed in *non-combustible* construction, with the exception of the main entry or *exit*; and
- (b) ŷ any *auditorium* and other public areas in the *basement* must be equipped with an air handling system that complies with AS 1668.1 and AS 1668.2.

NSW H101.18.1 Basement storeys - More than two

If the *place of public entertainment* includes more than 2 *basement storeys*-

- (a) ŷ the construction must be of at least Type B; and
- (b) ŷ all *required exits* from the *basement* must be enclosed in a fire-resistant *shaft* having an FRL as *required* by the relevant Type of construction; and
- (c) ŷ the building must be equipped with a *sprinkler system* that complies with E1.5.

NSW H101.19 Electric mains installation.

NSW H101.19.1 Main switchboard

The switchboard containing the main isolation switch must-

- (a) ŷ be located in a position that is readily accessible to authorised persons, and to the Fire Brigade in the case of an emergency; and
- (b) ŷ be enclosed by construction having an FRL not less than 60/60/60.

NSW H101.19.2 Circuit protection

Protection of a final sub-circuit originating at a switchboard or distribution board must be by means of circuit breakers.

NSW H101.19.3 Separate sub-mains

Where a *place of public entertainment* has its mains supply in common with that of another building or where it is a part of a building-

- (a) ŷ the *place of public entertainment* must be served by a separate and independent sub-main from the main switchboard; and
- (b) ŷ each such sub-main, the consumer's main and the supply authority's conductors within the building must be protected against fire by means of-

SUPERCEDED

- (i) mineral-insulated metal-sheathed cables or other cables that provide at least 2 hours' fire protection; or
- (ii) heavy-duty PVC conduit or metallic pipe, concrete encased in walls or slabs with a minimum of 50 mm cover; or
- (iii) heavy-duty PVC conduit or metallic pipe, buried at least 500 mm below ground level, for underground cabling.

NSW H101.20 Lighting

NSW H101.20.1 Lighting switches

- (a) \dot{y} Any switch controlling the lighting system must not be accessible to members of the public.
- (b) \dot{y} Where, during normal use, general lighting may be dimmed or switched off, an override switch to switch on all the general lighting instantaneously must be installed in the *auditorium* in a position accessible to management.

NSW H101.20.2 Lighting levels

Where the lamps utilised in the general lighting are of a type that will not relight immediately after the restoration of the primary electricity supply to those lamps-

- (a) \dot{y} a time delay or other suitable means must be provided to maintain the emergency lighting for a period not less than that necessary to allow the general lighting lamps to restrike; or
- (b) \dot{y} lamps of a type that will provide immediate lighting must be installed and-
 - (i) \dot{y} arranged in such a manner as to ensure visual conditions not inferior to those *required* to be provided by the emergency lighting; and
 - (ii) \dot{y} capable of being switched in common with the general lighting and of being controlled also by the override switch *required* by NSW H101.20.1 (b).

NSW H101.20.3 Provision of aisle lighting

Where general lighting is to be either dimmed or extinguished when the public is in attendance and where the floor is stepped or at an inclination greater than 1 in 12, *aisle* lights must be provided to illuminate the length of each *aisle* and the tread of each step therein.

NSW H101.20.4 Aisle lighting power supply

Where an *aisle* light is installed in a seat frame, it must be supplied at a voltage of not more than 32 volts AC or 115 volts DC.

NSW H101.20.5 Aisle lighting alternative power supply

Aisle lighting must be provided with an alternative electricity supply that-

- (a) \dot{y} is capable of being *automatically* energised in the event of failure of the primary lighting electricity supply; and
- (b) \dot{y} complies with the provisions applying to emergency lighting.

NSW H101.21 * * * * *

NSW H101.22 Smoke control systems for small stages \dot{y}

A smoke control system pursuant to NSW H101.5.2 must-

- (a) \dot{y} if it is a *smoke-and-heat vent-*

SUPERCEDED

- (i) be capable of *automatic* operation by the inclusion of a heat sensing \acute{y} device designed to activate the system at a temperature of not more than 71°C; and
 - (ii) \acute{y} be capable of being released manually from positions at each side of the *stage* and of being fully activated from either position; and
 - (iii) \acute{y} have a notice, prominently displayed at each position referred to in (b), clearly indicating the method of activation; and
 - (iv) \acute{y} have an openable area of not less than 1/10 of the total area of the *stage*;
or
- (b) \acute{y} if it is an *automatic* mechanical smoke exhaust system, be capable of exhausting at a rate not less than-
- (i) \acute{y} 5000 litres per second; or
 - (ii) \acute{y} 10 litres per second per square metre of the performing area of the *stage*, 20 litres per second per square metre of the remaining area of the *stage* and 20 litres per second per square metre of the area of the rigging loft, whichever is the greater.

NSW H101.23 Solid fuel burning stoves and open fire places.

Solid fuel burning stoves and open fire places must not be installed in premises designed for the purposes of-

- (a) \acute{y} exhibiting films; or
- (b) \acute{y} conducting live theatre productions.

NSW H101.24 Fuel gas cylinders

NSW H101.24.1 General

Fuel gas cylinders must-

- (a) \acute{y} be housed in an enclosure that is located outside the building; and
- (b) \acute{y} comply with Clause B3.2 of the Australian LP Gas Installation Code.

NSW H101.24.2 Fuel gas cylinder enclosures

An enclosure referred to in NSW H101.24.1-

- (a) \acute{y} must be located not less than 3 m from any *window*, door, vent or other opening; and
- (b) \acute{y} if located 3 m or more from a building must-
 - (i) \acute{y} have a concrete base; and
 - (ii) \acute{y} be constructed from heavy-gauge chain-wire mesh or other suitable material; and
 - (iii) \acute{y} be at least 1.8 m high; and
 - (iv) \acute{y} be so designed as to securely contain the fuel gas cylinders in a single line; and
 - (v) \acute{y} must be so designed as to allow cross ventilation; and
- (c) \acute{y} if located less than 3 m from a building must-
 - (i) \acute{y} have a concrete base; and
 - (ii) \acute{y} have 3 sides constructed from concrete or masonry; and
 - (iii) \acute{y} have a concrete roof; and

SUPERCEDED

- (iv) ŷ be so designed as to securely contain the fuel gas cylinders in a single line; and
- (v) ŷ have a hinged, heavy-gauge chain-wire door capable of being secured against unauthorised entry; and
- (vi) ŷ have its roof at least 600 mm above the uppermost fitting on any fuel gas cylinder housed therein.

NSW PART H102 TEMPORARY STRUCTURES

NSW H102.1 Application of Part

This Part applies to *temporary structures* used as places of public entertainment as described in the Local Government Act 1993.

NSW H102.2 Exits - Exclusions

In this clause, a reference to an entrance or *exit* does not include a reference to an entrance or *exit* provided for persons or animals performing in a *temporary structure*.

NSW H102.3 Location of exits

Exits must be so provided and arranged as to afford a ready means of egress from all parts of a *temporary structure*.

NSW H102.4 Exits to be provided

Without limiting the generality of NSW H102.3-

- (a) ŷ the number of *exits* to be provided for a *temporary structure* designed to accommodate a number of persons specified in Column 1 of Table H102.4 must be not less than the number of *exits* specified in Column 2 of that Table in respect of that number of persons; and
- (b) ŷ the aggregate width of the *exits* to a *temporary structure* designed to accommodate a number of persons specified in Column 1 of Table H102.4 must not be less than the width specified in Column 3 of that Table in respect of that number of persons.

Table H102.4 NUMBER OF EXITS AND WIDTHS

Column 1 Accommodation provided	Column 2 Number of exits required	Column 3 Aggregate width of exits
1 - 25 persons	*1-2	1 000
26-50 persons	2	1 500
51-75 persons	2	2 000
76-100 persons	2	2 500
100-200 persons	2	3 000
201-400 persons	3	4 500
401-600 persons	4	6 000
601-800 persons	5	7 500
801-1000 persons	5	9 000
over 1000 persons	5 plus one additional <i>exit</i> for each additional 450 persons or part thereof.	9 000 plus 500 mm for each additional 50persons or part thereof.

* Note: (a) Where only one *exit* is provided that *exit* must be at least 1000 mm wide.

(b) Where 2 *exits* are provided each must be at least 500 mm wide.

NSW H102.5 Vertical clearances for exits

Every part of an entrance or *exit* must provide a minimum unobstructed height of 2000 mm and, where the entrance or *exit* is beneath a stepped seating platform,

infilled risers or other approved overhead protection must be provided above the entrance or *exit*.

NSW H102.6 Curtains across exits

A flap or curtain used to cover an *exit* must be so designed that, when it is secured, it will not obstruct or impede egress.

NSW H102.7 Curtain and blinds

Curtains and blinds for use in a *temporary structure* must comply with clause 4 of NSW Specification C1.10.

NSW H102.8 Fabrics

Fabric that is used in the construction of a *temporary structure* must have-

(a) \dot{y} a *Flammability Index* of not more than 6 where used-

(i) \dot{y} within a height of 4 m of the base of the *temporary structure*; or

(ii) \dot{y} in an air-supported *temporary structure* without other supporting framework; and

(b) \dot{y} a *Flammability Index* of not more than 25 in every other case.

NSW H102.9 Guardrails

A rigid guardrail must-

(a) \dot{y} be provided at each end of a stepped or inclined platform, at least 750 mm high above the floor of the platform, and must extend-

(i) \dot{y} in the case of a stepped platform, from the front of the first riser; and

(ii) \dot{y} in the case of an inclined platform, from the front of the first *row* of seating, to the back of the highest platform and along the rear of that platform for its full width; and

(b) \dot{y} not obstruct any *aisle*, *cross-over* or *exit*.

NSW H102.10 Seating

Seating must be provided in accordance with NSW H101.11.1, NSW H101.11.2, NSW H101.11.3 (b), NSW H101.11.5 (a), (c), NSW H101.11.6 (a) and NSW H101.11.8 (a), (b), (c) and (d).

NSW H102.11 Sanitary accommodation

Suitable sanitary accommodation must be provided at a location convenient to the *temporary structure*.

NSW H102.12 Projection suites

Any *projection suite* must comply with NSW H101.17.2, and NSW H1.17.3.

NSW H102.13 Fireplaces and heating

No fireplace or other form of heating equipment may be installed in a *temporary structure*, without the consent of the approval authority.

NSW H102.14 Electrical services

Electrical services connected to the local supply authority's mains, to a generating plant or to a battery supply must comply with-

(a) \dot{y} the requirements of the local supply authority; and

(b) \dot{y} AS 3002; and

(c) \dot{y} where applicable, AS 3000; and

(d) ∫ NSW H101.19.1(a) and NSW H101.19.3(a).

NSW H102.15 Artificial lighting

Artificial lighting must be provided, and must comply with NSW H101.20.1, and NSW H101.20.2.

NSW H102.15.1 Emergency lighting levels

Emergency lighting must be provided to the areas provided with artificial lighting under NSW H102.15 and must include a sufficient number of lamps to give a minimum illumination of 0.2 lux at floor level.

NSW H102.15.2 Emergency lighting power supply

Where emergency lighting is provided, the capacity of the battery and charging system must be sufficient to provide the illumination *required* by NSW H102.15.1 for-

- (a) ∫ half an hour, in respect of a *temporary structure* designed to accommodate not more than 1000 persons; and
- (b) ∫ 1 hour, in respect of a *temporary structure* designed to accommodate more than 1000 persons.

NSW H102.16 Exit signs

Exit signs must be provided above all *exits* and in such other locations as may be *required* by NSW E4.6 and must comply with E4.5 and E4.8.

NSW H102.17 Fire fighting services

- (a) ∫ Fire-fighting services and appliances must be so provided as to afford adequate protection and must be so located as the approving authority, on the advice of the Director-General of New South Wales Fire Brigades, may require.
- (b) ∫ Where *required* by the approving authority, the fire fighting services and appliances must comply with Part E1.

NSW PART H103 DRIVE-IN THEATRES

NSW H103.1 Application of Part

This Part applies to drive-in theatres.

NSW H103.2 Speaker standards

Speaker standards must-

- (a) ∫ be placed at a minimum of 5.5 m centres in a line along each parking ramp; and
- (b) ∫ be capable of being illuminated throughout any performance so as to be easily distinguishable at all times.

NSW H103.2.1 Lines of speaker standards

Lines of speaker standards along parking ramps must be placed at a distance of not less than 12.2 m apart.

NSW H103.3 Electrical services

The following electrical services must be installed underground-

- (a) ∫ the supply authority's conductors within the site and the consumer's mains, unless otherwise approved;
- (b) ∫ electrical wiring external to any building on the site; and
- (c) ∫ all wiring to the speaker standards.

NSW H103.4 Vehicular entrances

Each public vehicular entrance to or *exit* from the drive-in theatre must be capable of being fully illuminated by flood lights that are so placed and so focussed as not to interfere with the vision of the driver of any motor vehicle.

NSW H103.5 Lighting

- (a) **Driveways-** Entrance and *exit* driveways, and the perimeter of the holding area, must be capable of being continuously illuminated by lamps capable of producing a minimum illumination of 0.5 lux at ground level.
- (b) **Ramp areas-** The whole of the ramp area of a drive-in theatre must be capable of being floodlit by means of area flood lights to an illumination of at least 10 lux.

INTRODUCTION

This Appendix contains variations and additions to the BCA provisions which are considered necessary for the effective application of the Code in the Northern Territory.

CONTENTS

A - GENERAL PROVISIONS

NT Specification A1.3 Standards Adopted by Reference.

B - STRUCTURE

NT B1.2 Loads

NT B1.3 Construction deemed-to-satisfy

NT Specification B1.2 Loads in Cyclonic Areas.

E - SERVICES AND EQUIPMENT

NT E1.4 Hose reels

NT E1.5 Sprinklers

NT Specification E1.5 Fire Sprinkler Systems.

NT E1.7 Fire and Smoke Alarms

NT E5.2 Maintenance Requirements

G - ANCILLARY PROVISIONS

NT G1.1 Swimming pools

H - SPECIAL USE BUILDINGS

NT Part H101 FOOD PREMISES

NT H101.1 Application of Part

NT H101.2 Floors, walls and ceilings

NT H101.3 Pests and contaminants

NT H101.4 Washbasins

NT H101.5 Sinks

NT H101.6 Installation of equipment and fittings

NT H101.7 Drains

NT H101.8 Concealment of pipes

NT H101.9 Storage of materials and equipment

NT H101.10 Separation of work place

NT H101.11 Offensive material and trade waste

NT H101.12 Mechanical ventilation of kitchens

NT Specification NT H101.13 Installation of Exhaust Fans and Rangehoods

NT Part H102 ý PREMISES TO BE USED FOR ACTIVITIES INVOLVING SKIN PENETRATION

NT H102.1 Application of Part ý

NT H102.2 Sanitary facilities ý

NT H102.3 Washbasins ý

NT Part H103 ý MORTUARIES

NT H103.1 Application of Part ý

NT H103.2 Layout of mortuary ý

NT H103.3 Construction of body preparation room ý

NT H103.4 Water supply and sewerage ý

SECTION A ý GENERAL PROVISIONS**PART A1 INTERPRETATION ý****NT Specification A1.3 Standards Adopted by Reference. ý**

Insert in Table 1 of Specification A1.3 the following:

NT Table 1 SCHEDULE OF REFERENCED DOCUMENTS

No	Date	Title	BCA Clause(s)
AS 1170		Minimum design loads on structures	
Part 2	1989	Wind forces	NT Spec B1.2
AS 1694	1974	Code of practice for physical barriers used in the protection of buildings against subterranean termites	NT B1.3
AS 1851		Maintenance of fire protection equipment	NT E5.2
Part 1	1985	Portable fire extinguishers.	
Part 2	1988	Fire hose reels.	
Part 3	1985	Automatic fire sprinkler systems.	
Part 4	1988	Fire hydrant installations.	
Part 5	1981	Automatic smoke/heat venting systems.	
Part 6	1983	Management procedures for maintaining the fire precaution features of air handling systems.	
Part 7	1984	Fire resistant door sets.	
Part 8	1987	Automatic fire detection and alarm systems.	
AS 2057	1986	Protection of buildings from subterranean termites - Chemical treatment of soil for buildings under construction	NT B1.3

SECTION B STRUCTURE

PART B1 STRUCTURAL PROVISIONS

Delete B1.2(b), (c) and (e) and insert NT B1.2(b) as follows:

NT B1.2 Loads

(b) ∫ Wind loads: NT Specification B1.2.

(c) ∫ (deleted).

(e) ∫ (deleted)

Delete B1.3(j) and B1.3(n) and insert NT B1.3(j) as follows:

NT B1.3 Construction deemed-to-satisfy

(j) ∫ Protection from termites: Where a *structural member* is subject to attack by subterranean termites-

(i) ∫ (A) in areas south of the Tropic of Capricorn: AS 2057, AS 1694 or AS 3660.1; or

(B) ∫ in areas north of the Tropic of Capricorn: AS 2057 or AS 1694; and

(ii) ∫ for the purposes of this provision, a *structural member* consisting entirely of, or a combination of, any of the following materials is considered not to be subject to attack:

(A) ∫ Steel.

(B) ∫ Concrete.

(C) ∫ Masonry.

(D) ∫ Fibre-reinforced cement.

(E) ∫ Timber - naturally termite resistant in accordance with Appendix A of AS 3660.1.

(F) ∫ Timber - preservative treated in accordance with Appendix B of AS 3660.1.

(iii) ∫ a durable notice must be permanently fixed to the building in a prominent location, such as a meter box or the like, indicating-

(A) ∫ the method of treatment; and

(B) ∫ the date of installation of the system; and

(C) ∫ where a chemical barrier is used, its life expectancy as listed on the National Registration Authority label; and

(D) ∫ the need to maintain and inspect the system on a regular basis.

(n) ∫ (deleted)

NT SPECIFICATION B1.2 LOADS IN CYCLONIC AREAS

1. ∫ Scope

This specification contains requirements for the design of buildings in cyclonic areas.

2. ∫ Design

The design of a building must, where *required*, comply with the provision of AS 1170.2 so that-

SUPERCEDED

- (a) ý As a minimum requirement for residential building design in Region C, terrain category 21/2 with velocity multipliers equal to the average of those given in Table 3.2.5.2 of AS 1170.2 for categories 2 and 3 are used where a terrain roughness normally in category 3 may be subject to deterioration in extreme winds.
- (b) ý for the purpose of determining internal pressures in accordance with AS 1170.2, all *window* openings whether glazed or not, are regarded as potential dominant openings unless suitable protection against debris penetration is provided;
- (c) ý external doors are regarded as potential dominant openings unless the doors and their fixings are shown to be adequate to resist wind loading,
- (d) ý protection of an opening is adequate for the purposes of this requirement where it can be shown capable of resisting a 4kg mass having 100mm x 50mm impacting cross-section striking at any angle at a velocity of 15 m/s without affecting internal design pressures.

3. ý Roof Construction

- (a) ý Roof Cladding- For the purpose of this specification, roof cladding shall not be considered to be bracing for a roof unless it is fixed in such a manner as to act as a braced diaphragm under the combined effects of uplift, repeated loadings and diaphragm action.
- (b) ý Test for strength- Metal roofing and its fitments should be capable of withstanding without failure, the test application of 10 000 cycles of working load from zero to that maximum at a rate of 3 Hz, followed by a static load test of 1.8 times the working load.

4. ý Masonry Veneer Construction

Masonry veneer construction must be designed so that the structural framing, to which a masonry veneer wall is tied, will ensure the stability of the masonry veneer.

5. ý Strengthened area

Where a residential building of Class 2, 3 or 9a, in Region C as defined in AS 1170.2, is designed to be used by the Aged or Infirm it shall incorporate a "strengthened area" for use as shelter during cyclonic conditions and must comply with the following criteria:

("strengthened area" is defined as the strengthening of an area to increase its potential to facilitate debris protection)

- (a) ý The floor area of the "strengthened area" is to be calculated at the rate of 1.2 m² per person normally accommodated within the building.
- (b) ý The minimum standard of debris protection to be achieved is represented by the following construction:
 - (i) 200 mm masonry block walls reinforced in accordance with the Northern Territory Deemed to Comply Standards (DTC) and core filled every core; or Timber or steel framed walls clad internally and externally with 18 mm structural ply, screw fixed at 150 mm centres to studs, plates and noggins; and
 - (ii) Ceiling battens strapped to truss bottom chords or ceiling joists in accordance with the DTC Standard; and
18 mm structural ply screw fixed to ceiling battens at 150 mm centres; and
 - (iii) All doors serving the strengthened area are to be internal and are to be solid core, inward opening with barrel bolts fitted to the top and bottom; and
 - (iv) ý All windows protected with debris screens in accordance with DTC Standards.
- (c) ý All designs not in accordance with the above DTC details are to be certified as offering equivalent protection, by a Practising Structural Engineer (as defined by the Northern Territory Building Act).

SUPERCEDED

SECTION E SERVICES AND EQUIPMENT

PART E1 FIRE-FIGHTING EQUIPMENT

After E1.4(a)(ii) insert NT E1.4(a)(iii) as follows:

NT E1.4 Hose reels

- (a) \dot{y} A suitable hose reel system which allows the occupants to undertake initial fire extinguishment without being placed in any immediate danger must be provided-
- (i) \dot{y} to serve the whole building-
- (A) \dot{y} if the building is Class 3-
- (aa) containing more than 2 residential *storeys*; or
- (bb) designed as dormitory accommodation to accommodate more than 12 people; or
- (B) where one or more internal hydrants are installed; or
- (ii) \dot{y} where internal hydrants are not installed, to serve any *fire compartment* with a *floor area* greater than 500m², and for the purposes of this clause, a *sole-occupancy unit* in a Class 2 or 3 building or a Class 4 part is considered to be a *fire compartment*.

NT E1.5 Sprinklers

Insert provisions for Class 9a buildings in Table E1.5 as follows:

NT Table E1.5 REQUIREMENTS FOR SPRINKLERS

OCCUPANCY	WHEN SPRINKLERS ARE REQUIRED
Class 9a	if more than one <i>storey</i> .

Delete E1.7(a) and insert NT E1.7(a) as follows:

NT E1.7 Fire and smoke alarms

- (a) \dot{y} *automatic* fire detection and alarm system, designed to ensure the occupants are given adequate warning so they can evacuate the building in an emergency, must be installed in-
- (i) \dot{y} a Class 1b building; and
- (ii) \dot{y} a Class 2 building where *required* by Clause 3.10 or 4.3 of Specification C1.1; and
- (iii) \dot{y} a Class 3 building accommodating more than 20 residents used as-
- (A) \dot{y} the residential part of a *school*; or
- (B) \dot{y} accommodation for the aged, children or people with disabilities; or
- (C) \dot{y} budget transient accommodation; and
- (iv) \dot{y} a Class 9a building.

PART E5 ý MAINTENANCE OF SAFETY INSTALLATIONS

Delete E5.2 and insert NT E5.2 as follows:

NT E5.2 ý Maintenance Requirements

Safety installations in buildings must be maintained in accordance with the requirements of the following Australian Standards as appropriate:

AS 1851.1 ý Portable fire extinguishers.

AS 1851.2 ý Fire hose reels.

AS 1851.3 ý Automatic fire sprinkler systems.

AS 1851.4 ý Fire hydrant installations.

AS 1851.5 ý Automatic smoke/heat venting systems.

AS 1851.6 ý Management procedures for maintaining the fire precaution features of air handling systems.

AS 1851.7 ý Fire resistant door sets

AS 1851.8 ý Automatic fire detection and alarm systems.

Delete clause 3(b) of Specification E1.5 as follows:

NT SPECIFICATION E1.5 FIRE SPRINKLER SYSTEMS

3. ý Provisions of AS 2118 not to apply

3(b) - deleted

SECTION G ANCILLARY PROVISIONS

PART G1 ý MINOR STRUCTURES AND COMPONENTS

NT G1.1 ý Swimming pools

Delete G1.1.

SECTION H SPECIAL USE BUILDINGS

Insert NT Part H101 as follows:

NT PART H101 FOOD PREMISES

NT H101.1 ý Application of Part

- (a) ý This part applies to all premises, rooms, compartments, or places used for the sale, preparation, packing, storing, handling, serving, supplying or conveying for sale of food.
- (b) ý This part does not apply to tents, buildings or other structures used temporarily for serving meals to the public at any fair, show, race meeting or other public sports, games or amusements.

NT H101.2 ý Floors, walls and ceilings

- (a) ý Each floor, wall and ceiling of the premises must have a surface that is-

SUPERCEDED

- (i) ý durable, rigid, impervious to water, non-absorbent, non-toxic and smooth enough to be easily cleaned; and
- (ii) ý free from cracks, crevices and other defects.
- (b) ý If the floor is subject to wet cleaning by hosing down or if activities are carried out where liquids are discharged on to the floor, the floor must be graded to trapped floor waste outlets connected to a drainage installation.
- (c) ý Each wall must be free from skirtings, architraves, picture rails or other ledges that could provide lodgement for dirt.
- (d) ý All angles between the walls and the floor must be coved to permit easy cleaning.
- (e) ý All angles between walls and all joints in walls must be sealed.
- (f) ý All walls and ceilings must be finished in light colour.
- (g) ý Subclauses (a), (b), (c), (d), (e) and (f) do not apply to areas used only by customers and they do not apply to walls and ceilings in a premises or place-
 - (i) ý used for the storage or display for sale of food that is wholly enclosed in protective packages;
 - (ii) ý used for the storage for sale of fruit and vegetables; or
 - (iii) ý in which all food for sale is completely enclosed and otherwise protected from contamination by processing plants, other appliances, or other means.

NT H101.3 Pests and contaminants

- (a) ý The exterior of a food premises must be constructed to exclude pests and contaminants.
- (b) ý Premises which are provided with-
 - (i) ý fly proof, external *windows* and *self-closing*, fly-proof doors, or
 - (ii) ý if customers are served outside the premises through an opening, an appliance for the elimination of flies and mechanical ventilation adequate to exhaust air through the opening at a rate of not less than 5 litres per second for each square metre of opening,satisfy (a) as it applies to insects.

NT H101.4 Washbasins

Each premises or place for preparation or storage of food for sale must be provided with not less than one washbasin, supplied with hot and cold water, in or within reasonable proximity of those areas where the nature of the activities performed is such that hands are likely to be a source of contamination of food.

NT H101.5 Sinks

- (a) ý Each premises must be provided with a double bowl sink or tub of stainless steel supplied with-
 - (i) ý hot and cold water; and
 - (ii) ý an integral drainer on at least one side.
- (b) ý If a sink is installed within 300 mm of a vertical adjacent surface it must be fitted with an integral flashing to that vertical, adjacent surface to a height of not less than 150 mm.

NT H101.6 Installation of equipment and fittings

- (a) ý Each item of equipment or fitting in a premises which is not capable of being moved easily must be installed-
 - (i) ý so that the area underneath the item can be easily cleaned; or

SUPERCEDED

SUPERCEDED

(ii) ý on a solid base or plinth constructed of impervious material similar to the flooring material.

(b) ý A plinth must be-

(i) ý not less than 75 mm high;

(ii) ý finished to a smooth even surface and rounded at exposed edges to facilitate cleaning;

(iii) ý coved at intersections with floor and walls.

NT H101.7 Drains

A grease trap or an untrapped opening connected directly with a drain or sewer, must not be installed in a room used for preparation, processing, packing or storing of food.

NT H101.8 Concealment of pipes

Where practicable service pipes should be concealed beneath the surface of walls, floors, or ceilings, otherwise pipes are to be fixed clear of the wall, floor, or ceiling, at such distance as to facilitate cleaning.

NT H101.9 Storage of materials and equipment

Separate areas for the storage of fuel, cleaning compounds and general maintenance equipment must be provided so as to prevent the contamination of the product in the event of a spillage or any other form of breakdown.

NT H101.10 Separation of work place

Food premises must not have direct communication with a room containing sanitary facilities, sleeping quarters, laundry, bathroom or garage or a room where animals are housed.

NT H101.11 Offensive material and trade waste

If offensive material or trade waste is stored, a separate area must be provided which-

(a) ý is easily cleanable;

(b) ý is graded to drain to a suitable drainage system; and

(c) ý has available a supply of water under pressure.

NT H101.12 Mechanical ventilation of kitchens

Where, in a kitchen serving an eating house, accommodation facility or take-away food store, cooking or extensive heating which emits greasy vapours is done, a mechanical ventilating exhaust system must be provided in accordance with AS 1668 Parts 1 and 2, and NT Specification H101.12.

NT SPECIFICATION H101.12 ý INSTALLATION OF EXHAUST FANS AND RANGEHOODS

1. ý Scope

This specification describes the installation of exhaust fans, range hoods and the like *required* for the removal of heat, smoke and cooking vapours from a building.

2. ý Wall Type

A wall type hood in a food preparation area must be-

(a) ý mounted not less than 1.8 m in height above the finished floor level and not less than 150 mm in horizontal length beyond the perimeter of the appliance which it serves, measured from the internal edge of the grease gutter of the hood;

(b) ý provided with a condensation gutter around the base of the hood, graded to a 25-30 mm brass cleaning screw; and

SUPERCEDED

SUPERCEDED

- (c) ý fixed to the surfaces to which it is attached so as to form a dust and vermin proof seal.

3. ý **Island Type Hoods**

An island type hood must-

- (a) ý extend not less than 300 mm in horizontal length beyond the perimeter of the appliance which it serves, measured from the exterior edge of the appliance to the inside edge of the grease gutter of the hood; and
- (b) ý fixed to the surfaces to which it is attached so as to form a dust and vermin proof seal.

4. ý **Filtration**

- (a) ý Unless otherwise *required*, a mechanical ventilating exhaust system must be provided with a means of grease filtration unless installed over appliances the products of which are largely heat or water vapour.
- (b) ý A filter must be-
- (i) ý of *non-combustible* material easily removable for cleaning purposes;
 - (ii) ý fitted with a removable drip tray to the underside of the filter; and
 - (iii) ý fitted at the exhaust openings of the hood which it serves.

Insert NT Part H102 as follows:

NT PART H102 ý PREMISES TO BE USED FOR ACTIVITIES INVOLVING SKIN PENETRATION

NT H102.1 Application of Part

This part applies to premises for tattooing, ear-piercing, acupuncture and like activities.

NT H102.2 Sanitary facilities

- (a) ý Sanitary facilities for customers must be provided and must include not less than-
- (i) ý one water closet; and
 - (ii) ý one washbasin
- (b) ý Sanitary facilities must be separated from the workroom by-
- (i) ý an air lock with *self-closing* entry door; or
 - (ii) ý a *self-closing* door.

NT H102.3 Washbasins

The area in which skin penetration is done must be provided with-

- (a) ý one wash basin for each 10, or part of 10 employees; and
- (b) ý an adequate supply of hot and cold water controlled by foot-operated or elbow-operated taps.

Insert NT Part H103 as follows:

NT PART H103 ý MORTUARIES

NT H103.1 Application of Part

This Part applies to any premises used for storage or preparation for burial, cremation or disposal by other means, of bodies of deceased persons.

SUPERCEDED

NT H103.2 Layout of mortuary

- (a) ý A mortuary may be integral with the remainder of a building but must be separated physically from all public areas of that building.
- (b) ý Each mortuary at which bodies are prepared for burial, cremation or other disposal must be provided with a body preparation room-
 - (i) ý capable of being isolated from the remainder of the premises; and
 - (ii) ý having a *floor area* not less than 10 m².
- (c) ý A vehicle reception area or garage must be provided adjacent to and with direct access to the storage room or body preparation room to ensure that the transfer of uncoffined bodies is screened from public view.
- (d) ý Access to toilet and shower facilities from any other part of the mortuary premises must be only by way of an air lock.

NT H103.3 Construction of body preparation room

- (a) ý The floor must be-
 - (i) ý of impervious material with a smooth, unbroken surface; and
 - (ii) ý uniformly graded to a floor drain.
- (b) ý All walls and partitions must be of concrete or masonry with a smooth, unbroken finish for ease of cleaning.
- (c) ý All joints between the floor, walls, partitions, ceiling, ventilation grilles, fittings, pipework, *windows* and light fittings must be sealed with impervious material for ease of cleaning.
- (d) ý All joints between the floor and walls or partitions must be coved for ease of cleaning.
- (e) ý The body preparation room must be provided with at least one washbasin, fitted with elbow or foot-operated taps, and an adequate supply of hot and cold water.
- (f) ý The body preparation room must be provided with refrigerated storage facilities-
 - (i) ý with sufficient capacity for the storage of at least two adult bodies; and
 - (ii) ý capable of maintaining an internal temperature between 1°C and 5°C.

NT H103.4 Water supply and sewerage

Each mortuary with a body preparation room must be connected to-

- (a) ý a permanent water supply with a physical discontinuity between the water supply and all equipment, appliances, fittings and areas in the mortuary; and
- (b) a water carriage sewerage system.

INTRODUCTION

This Appendix contains variations and additions to the BCA provisions which are considered necessary for the effective application of the Code in Queensland and shall be treated as amendments to the Code.

CONTENTS

This Appendix contains the BCA provisions that have been varied and additional provisions for application in Queensland, as follows:

A - GENERAL PROVISIONS

- Qld A1.1 Definitions
- Qld A3.2 Classifications
- Qld Specification A1.3 Standards Adopted by Reference.

B - STRUCTURE

- Qld B1.3 Construction deemed-to-satisfy

C - FIRE RESISTANCE

- Qld C1.2 Calculation of rise in storeys
- Qld Specification C1.1 Fire-Resisting Construction.
- Qld Specification C1.10 Early fire Hazard Indices

D - ACCESS AND EGRESS

- Qld D2.16 Balustrades
- Qld D2.18 Fixed platforms, walkways, stairways and ladders

E - SERVICES AND EQUIPMENT

- Qld E1.7 Fire detection and alarm systems
- Qld E4.9 Emergency warning and intercommunication systems

Qld Part E101 \dot{y} PROTECTION OF ELECTRICAL SUPPLY TO ESSENTIAL SERVICES

- Qld E101.1 Definition of essential services
- Qld E101.2 Protection of essential services
- Qld Specification E1.7 Fire Detection and Alarm Systems
- Qld Specification E4.9 Manually Operated Electric Emergency Warning Systems

F - HEALTH AND AMENITY

- Qld F1.101 Flashings to narrow spaces
- Qld F2.5 Construction of sanitary compartments

Qld Part F101 VERMIN CONTROL

Qld F101.1 Control of vermin

G - ANCILLARY PROVISIONS

Qld G1.1 Swimming pools

Qld Part G101 AWNINGS AND BALCONIES

Qld G101.1 General provisions

Qld G101.2 Special provisions over roads

Qld G101.3 Relaxation

Qld G101.4 Movable awnings and sun shades over roads

Qld Part G102 CERTAIN ATTACHMENTS

Qld G102.1 The attachments concerned

Qld G102.2 Steel to be protected

Qld G102.3 Height above roads

Qld G102.4 Drainage from ventilating equipment

Qld G102.5 Protection from lightning

Qld G102.6 Construction

Qld G102.7 Exemption: Certain structures

Qld G102.8 Prevention of falls from buildings and structures

H - SPECIAL USE BUILDINGS

Qld H1.1 Application of Part

Qld Part H101 WORKPLACES

Qld H101.1 Application of Part

Qld H101.2 Objectives

Qld H101.3 Floor surfaces

Qld H101.4 Floor drainage

Qld H101.5 Floor coverings

Qld H101.6 Lighting

Qld H101.7 Floor area and air space

Qld H101.8 Dining rooms

Qld H101.9 Dressing rooms

Qld H101.10 Drinking water

Qld H101.11 First aid

Qld Part H102 STABLES

Qld H102.1 Construction of stables

Qld Part H103 KIOSKS

Qld H103.1 Construction of kiosks

Qld Part H104 PREMISES USED FOR LEAD PROCESSING

Qld H104.1 Application of Part

Qld H104.2 Objectives

SUPERCEDED

- Qld H104.3 Sole use of area
- Qld H104.4 Floor surfaces and drainage
- Qld H104.5 Installations of fittings and fixtures
- Qld H104.6 Interiors
- Qld H104.7 Washing facilities including showers
- Qld H104.8 Dressing rooms
- Qld H104.9 Dining rooms
- Qld H104.10 Exhaust systems

Qld Part H105 WORKPLACES INVOLVING ASBESTOS

- Qld H105.1 Application of Part
- Qld H105.2 Objectives
- Qld H105.3 Construction requirements
- Qld H105.4 Installation of fitting and fixtures
- Qld H105.5 Exhaust systems

Qld Part H106 WORKPLACES INVOLVING SPRAY PAINTING

- Qld H106.1 Application of Part
- Qld H106.2 Objectives
- Qld H106.3 Requirements for booths
- Qld H106.4 Requirements of booths
- Qld H106.5 Exhaust systems

Qld Part H107 FOUNDRIES AND EXPLOSIVE BLASTING

- Qld H107.1 Application of Part
- Qld H107.2 Objectives
- Qld H107.3 Requirements for blasting chambers
- Qld H107.4 Exhaust systems for blasting chambers
- Qld H107.5 Requirements for foundry areas
- Qld H107.6 Washing facilities including showers

Qld Part H108 DETENTION CENTRES

- Qld H108.1 Application of Part
- Qld H108.2 Objectives
- Qld H108.3 Fire-resistance and stability
- Qld H108.4 Bounding construction
- Qld H108.5 Early Fire Hazard Indices
- Qld H108.6 Fire doors, smoke doors, fire windows and shutters
- Qld H108.7 Number of exits required
- Qld H108.8 Exit travel distances
- Qld H108.9 Doorways and doors
- Qld H108.10 Swinging doors
- Qld H108.11 Operation of latch
- Qld H108.12 Access for people with disabilities
- Qld H108.13 Hose reels
- Qld H108.14 Smoke control

SUPERCEDED

SECTION A GENERAL PROVISIONS

PART A1 *ý* INTERPRETATION

In A1.1 vary definitions as follows:

Qld A1.1 **Definitions**

Insert *Awning*:

Awning - In Qld Part G101, awning includes a light metal structure which is cantilevered or otherwise supported from the building.

Insert Detention Centre:

Detention Centre means a building in which persons are securely detained by means of the built structure including a prison, remand centre, juvenile detention centre, watch house or psychiatric detention centre.

Insert *Ground level*:

Ground level, for the purposes of Qld E1.7 and Qld E4.9, means the floor of the lowest *storey* providing direct egress to a road or *open space*.

Substitute *Open space*:

Open space means-

- (a) *ý* a space on an allotment, or a roof or similar part of a building complying with D2.12, open to the sky and connected directly with a public road; and
- (b) *ý* in the case of *detention centres*, includes a fenced enclosure, open to the sky (except for mesh cover) having a horizontal dimension of at least 6 m in every direction.

Substitute *Swimming pool*:

Swimming pool has the same meaning as in the Queensland Building Act.

Insert *Workplace*:

Workplace means any premises for the performance of work by employees or self-employed persons, including-

- (a) *ý* any area within the immediate vicinity of such premises where gear, plant, equipment or materials to be used in that work are kept; and
- (b) *ý* any building, structure, bridge, wharf, road or way on or within such premises or in the immediate vicinity.

PART A3 *ý* CLASSIFICATION OF BUILDINGS AND STRUCTURES

In A3.2 add paragraph (f) to the definition of a Class 3 building as follows:

Qld A3.2 **Classifications**

(f) *ý* a residential part of a *Detention centre* for the accommodation of the inmates of the centre.

SUPERCEDED

Insert in Table 1 of Specification A1.3 additional standards as follows:

QLD SPECIFICATION A1.3 \dot{y} STANDARDS ADOPTED BY REFERENCE

Qld Table 1 SCHEDULE OF REFERENCED DOCUMENTS

No.	Date	Title	BCA clause(s)
AS 1076		Code of practice for selection, installation and maintenance of electrical apparatus and associated equipment for the use in explosive atmospheres (other than mining operations).	Qld H106.4 Qld H107.3
Part 1	1977	Basic requirements	
Part 3	1977	Apparatus with type of protection "d" - Flame proof enclosure	
Part 6	1977	Apparatus with type of protection "e"- Increased safety	
Part 7	1977	Apparatus with type of protection "n" - Non-sparking apparatus	
Part 8	1977	Apparatus with type of protection "s" - Special protection	
Part 13	1977	Installation and maintenance requirements for instrumentation	
AS 1136		Low voltage switchgear and control gear assemblies.	
Part 1	1988	General requirements Amdt 1- March 1989	Qld E101.2
AS 2208	1978	Safety glazing materials for use in buildings (human impact considerations)	Qld H106.4 Qld H107.3
AS 2381		Electrical equipment for explosive atmospheres - selection, installation and maintenance	Qld H106.4 Qld H107.3
Part 7	1989	Intrinsic safety	
Part 10	1989	Equipment in combustible dust (Class II) areas Amdt 1 - July 1989	
AS 2626	1983	Industrial safety belts and harness-Selection, use and maintenance	Qld G102.8
AS 3000	1986	Electrical installations - Buildings, structures and premises Amdt 2 - December 1987 Amdt 3 - July 1988 Amdt 4 - July 1989	Qld E101.1
		Queensland Forest Service of the Department of Primary Industries Technical Pamphlet No. 1 Building Timbers, Properties and Recommendations for their use in Queensland	Qld B1.3
		Queensland Department of Health Vermin Control Regulations	Qld F101.1

SECTION B STRUCTURE

PART B1 STRUCTURAL PROVISIONS

After B1.3(f)(iii) insert Qld B1.3(f)(iv) as follows:

Qld B1.3 Construction deemed-to-satisfy

(f) \dot{y} **Timber Construction:**

- (iv) \dot{y} Timber used for structural purposes: a species scheduled for the appropriate use in Schedules A, B or C in Queensland Forest Service of the Department of Primary Industries Technical Pamphlet No. 1 - Building Timbers, Properties and Recommendations for their Use in Queensland.

SECTION C FIRE RESISTANCE

PART C1 FIRE RESISTANCE AND STABILITY

After C1.2(c) insert Qld C1.2(d) as follows:

Qld C1.2 Calculation of rise in storeys

- (d) \dot{y} A *mezzanine*, or two or more *mezzanines* at or near the same level in a building and having an aggregate *floor area* which is more than 1/3 of the *floor area* of the room or more than 200 m², whichever is the lesser, are regarded as a *storey* in that part of the building in which they are situated for the purpose of calculating the *rise in storeys* of the building.

Vary Specification C1.1 as follows:

Qld Specification C1.1 FIRE RESISTING CONSTRUCTION

Substitute the lead-in to clause 2.2 with:

2.2 Fire protection for a support of another part

A part of a building that gives direct vertical support to another part *required* to have an FRL, must-

Vary Specification C1.10 as follows:

Qld Specification C1.10 EARLY FIRE HAZARD INDICES

Delete clauses 4(c) and 4(d).

SECTION D ACCESS AND EGRESS

PART D2 CONSTRUCTION OF EXITS

After D2.16(h) insert Qld D2.16(i) as follows:

- (i) \dot{y} Notwithstanding D2.16(g), a balustrade along the side of a horizontal or near horizontal surface such as a floor, access path, balcony, landing, verandah or the

SUPERCEDED

like in a Class 1a building, where the surface is not more than 3 m above the floor or ground surface beneath, satisfies (b) if it complies with (h)(ii) and-

- (i) √ the height of the balustrade is not less than 865 mm above the surface of the floor, access path, balcony, landing, verandah or the like; and
- (ii) √ all members located more than 150 mm and up to and including 760 mm above the surface must be vertical or otherwise designed to eliminate any toe-hold.

Add Qld D2.18(c) as follows:

Qld D2.18 Fixed platforms, walkways, stairways and ladders

- (c) √ Where any person is *required* to work on brittle roofing, being-
- (i) √ any roofing not capable of passing the impact test outlined in AS 2424; or
 - (ii) √ fibre cement roofing, terracotta tiles or concrete tiles,
- a temporary or permanent walkway or other safe working platform complying with AS 1657 must be provided.

SECTION E SERVICES AND EQUIPMENT

PART E1 FIRE-FIGHTING EQUIPMENT

Delete E1.7(a) and insert Qld E1.7(a) as follows:

Qld E1.7 Fire detection and alarm systems

- (a) √ An *automatic* fire detection and alarm system, designed to ensure the occupants are given adequate warning so they can evacuate the building in an emergency, must be installed in-
- (i) √ a Class 1b building; and
 - (ii) √ a Class 2 building-
 - (A) √ where *required* by Clause 3.10 or Clause 4.3 of Specification C1.1; or
 - (B) √ if *sole-occupancy units* are more than 3 *storeys* above the *ground level* and the building contains more than 20 *sole-occupancy units*; and
 - (iii) √ a Class 3 building -
 - (A) √ if *sole-occupancy units* are more than 2 *storeys* above the *ground level*;
or
 - (B) √ that accommodates more than 10 residents at a level above *ground level* used as-
 - (aa) the residential part of a *school*; or
 - (bb) accommodation for the aged, children or people with disabilities; and
 - (iv) √ a Class 9a building; and
 - (v) √ each *storey* if the building has a rise of more than 6 *storeys*.

SUPERCEDED

PART E4 $\dot{\gamma}$ EMERGENCY LIGHTING, EXIT SIGNS AND WARNING SYSTEMS

Delete E4.9 and insert Qld E4.9 as follows:

Qld E4.9 Emergency warning and intercommunication systems

- (a) $\dot{\gamma}$ An emergency warning and intercommunication system, designed to ensure the occupants are given adequate warning so they can evacuate the building in an emergency, must be installed in-
- (i) $\dot{\gamma}$ a building with an *effective height* of more than 25 m; and
 - (ii) a Class 5, 6, 7, 8 or 9 building with a total *floor area* more than 18 000 m².
- (b) $\dot{\gamma}$ Compliance with AS 2220 satisfies (a).
- (c) $\dot{\gamma}$ If (a) does not apply, a manually operated electric emergency warning system, designed to ensure the occupants are given adequate warning so they can evacuate the building in an emergency, must be installed in-
- (i) $\dot{\gamma}$ a Class 5 building-
 - (A) $\dot{\gamma}$ in a *sole-occupancy unit* if the total *floor area* of the *sole-occupancy unit* is more than 500 m²; or
 - (B) $\dot{\gamma}$ in all *sole-occupancy units* that *exit* through a mall or *public corridor*, if the total *floor area* of those *sole-occupancy units* is more than 500 m²; or
 - (C) $\dot{\gamma}$ if the building is more than 3 *storeys* above the *ground level*; and
 - (ii) $\dot{\gamma}$ a Class 6 building-
 - (A) $\dot{\gamma}$ in a *sole-occupancy unit* if the total *floor area* of the retail space of the *sole-occupancy unit* is more than 500 m²; or
 - (B) $\dot{\gamma}$ in all *sole-occupancy units* that *exit* through a mall or *public corridor*, if the total *floor area* of those *sole-occupancy units* is more than 500 m²; or
 - (C) $\dot{\gamma}$ the building is more than 2 *storeys* above the *ground level*; and
 - (iii) $\dot{\gamma}$ a Class 7 or 8 building-
 - (A) $\dot{\gamma}$ in a *fire compartment* if the *floor area* of the *fire compartment* is more than 1500 m²; or
 - (B) $\dot{\gamma}$ if the building is more than 1 *storey* above the *ground level* and the total *floor area* is more than 1500 m²; or
 - (C) $\dot{\gamma}$ the building is more than 3 *storeys* above the *ground level*; and
 - (iv) $\dot{\gamma}$ a Class 9b building if-
 - (A) $\dot{\gamma}$ more than 100 persons, calculated in accordance with Table D1.13, may be assembled in a *storey* other than a *storey* at the *ground level*; or
 - (B) $\dot{\gamma}$ more than 500 persons, calculated in accordance with Table D1.13, can be assembled in the building; and
 - (v) $\dot{\gamma}$ a Class 9a building.
- (d) $\dot{\gamma}$ compliance with Qld Specification E4.9 satisfies (c).

Add Qld Part E101 as follows:

PART E101 ý PROTECTION OF ELECTRICAL SUPPLY TO ESSENTIAL SERVICES

Qld E101.1 ý Definition of essential services

In this Part, essential services has the meaning given in AS 3000 and includes such services as fire and smoke control systems, emergency lifts, emergency lighting and emergency warning and intercommunication systems.

Qld E101.2 ý Protection of essential services

Where essential services are *required* in a building, the electricity supply to the building must be connected to a main switchboard which must-

- (a) ý contain switchgear and protection devices that will prevent loss of supply to the essential services in the event of a fault condition in the non-essential switchboard; and
- (b) ý contain an essential services section in accordance with Form 3 of AS 1136.

QLD SPECIFICATION E1.7 ý FIRE DETECTION AND ALARM SYSTEMS

Delete Specification E1.7 Clause 3 and insert Qld Specification E1.7 Clause 3 as follows:

3. ý System monitoring

- (a) ý An *automatic* fire detection and alarm system must be connected to a fire station or other approved monitoring service where the system is-
 - (i) ý *required* in a-
 - (A) ý Class 3 building by Qld E1.7(a)(iii); or
 - (B) ý Class 9a building by Qld E1.7(a)(iv), except where Clause 5(a)(ii) and (iii) of Specification E1.7 apply; or
 - (C) ý building by Qld E1.7(a)(v); or
 - (ii) ý installed in accordance with Specification E2.2 to satisfy the requirements of Part E2.
- (b) ý An *automatic* fire detection and alarm system need not be connected to a fire station or other monitoring service where the system is-
 - (i) ý *required* in a-
 - (A) ý Class 1b building by Qld E1.7(a)(i); or
 - (B) ý Class 2 building by Qld E1.7(a)(ii); or
 - (ii) except where (a) applies, provided to satisfy the requirements of Part E2.

Delete Specification E1.7 Clause 8 and insert Qld Specification E1.7 Clause 8 as follows:

8. ý Class 1b, 2 and 3 buildings and a Class 4 Part of a building - alternative system

- (a) ý In a Class 1b or 2 building or a Class 4 part of a building, an *automatic* smoke detection and alarm system must-
 - (i) ý consist of a system of self-contained smoke alarms in accordance with Clause 9; or

SUPERCEDED

- (ii) \dot{y} comply with Clauses 2(a), 4, 6 and 7 of Specification E1.7 and Clause 3 of Qld Specification E1.7.
- (b) \dot{y} In a Class 3 building, an *automatic* smoke detection and alarm system must-
 - (i) \dot{y} if *required* by Qld E1.7(a)(iii), comply with Clauses 2(a), 4, 6 and 7 of Specification E1.7 and Clause 3 of Qld Specification E1.7, except that heat detectors may be used in kitchen areas and other areas where the installation of smoke detectors would be likely to cause false alarms; or
 - (ii) \dot{y} if not *required* by Qld E1.7(a)(iii)-
 - (A) \dot{y} consist of a system of self-contained smoke alarms in accordance with Clause 9; or
 - (B) \dot{y} comply with Clauses 2(a), 4, 6 and 7 of Specification E1.7 and Clause 3 of Qld Specification E1.7, except that heat detectors may be used in kitchen areas and other areas where the installation of smoke detectors would be likely to cause false alarms.

Add Qld Specification E4.9 as follows:

QLD SPECIFICATION E4.9 \dot{y} MANUALLY OPERATED ELECTRIC EMERGENCY WARNING SYSTEMS

1. \dot{y} Scope

This Specification describes the installation and operation of manually operated electric emergency warning systems.

2. \dot{y} Connection to other alarms

A manually operated electric emergency warning system must be interfaced to any other fire detection and alarm system installed in the building.

3. \dot{y} Manually operated electric emergency warning systems

- (a) \dot{y} A manually operated electric emergency warning system must give a signal that is clearly audible or visible throughout every floor of the building.
- (b) \dot{y} A manually operated electric emergency warning system must include manual call points located adjacent to *exits* and, if necessary, in paths of travel to *exits* as follows-
 - (i) \dot{y} in a Class 5, 6, 7, 8 or 9b building so that no point on a floor is more than 30 m from a manual call point; and
 - (ii) \dot{y} in a Class 9a building so that-
 - (A) \dot{y} in a *patient care area*, no point on the floor is more than 20 m from a manual call point; and
 - (B) \dot{y} at least one manual call point must be provided in every area divided by smoke proof walls as *required* by C2.5; and
 - (C) \dot{y} in other than *patient care areas*, no point on a floor is more than 30 m from a manual call point.
- (c) In any building, except where otherwise *required* by this Specification, a system installed and zoned in accordance with Clauses 2.5 and 2.6 of AS 1670 where applicable, satisfies this Specification.
- (d) \dot{y} If a warning system is not interfaced to a fire detection and alarm system connected to a fire control station, each manual call point must be clearly marked as indicated below showing the telephone number for the fire brigade in the locality-

SUPERCEDED

NOT CONNECTED TO A FIRE BRIGADE. ý
IN THE EVENT OF FIRE PHONE ý

SECTION F HEALTH AND AMENITY

PART F1 DAMP AND WEATHERPROOFING

Add Qld F1.101 as follows:

Qld F1.101 Flashings to narrow spaces

Spaces between buildings on adjoining sites which are narrower than 600 mm must be sealed off and flashed over to prevent the entrance of weather and vermin.

PART F2 SANITARY AND OTHER FACILITIES

After F2.5(b), add Qld F2.5(c) and (d) as follows:

Qld F2.5 Construction of sanitary compartments

(c) ý **Entrances** - *Sanitary compartments* must -

- (i) ý other than in an early childhood centre or unisex facility, have separate entrances for the sexes to ensure privacy; and
- (ii) ý in the case of external facilities, the entrance must be screened.

(d) ý **Doors** - Every door to a *sanitary compartment* must-

- (i) ý be capable of being fastened from the inside;
- (ii) ý swing clear of the closet pan; and
- (iii) ý in the case of a fully enclosed *sanitary compartment*-
 - (A) ý open outwards;
 - (B) ý slide; or
 - (C) ý be readily removable from the outside,
 unless there is a clear space of at least 1.2 m between the closet pan within the *sanitary compartment* and the nearest part of the doorway.

Add Part F101 as follows:

QLD PART F101 VERMIN CONTROL

Qld F101.1 Control of vermin

Buildings must be constructed to prevent the entry of vermin in accordance with the *Vermin Control Regulations*.

SECTION G ANCILLARY PROVISIONS

OBJECTIVES

Part G1 MINOR STRUCTURES AND COMPONENTS

G1.1 Swimming pools

Delete Objective G1.1(b).

PART G1 MINOR STRUCTURES AND COMPONENTS

After G1.1(b) and add Qld G1.1(c) as follows:

Qld G1.1 Swimming pools

- (c) ∫ Electrical conductor: Where an in-ground swimming or spa pool is constructed with metallic reinforcing, the means for attaching an electrical conductor to the reinforcing must-
- (i) ∫ be incorporated at the time of construction;
 - (ii) ∫ be positioned for use without causing damage to the pool;
 - (iii) ∫ be in accordance with the requirements of the relevant statutory electricity supply authority; and
 - (iv) ∫ where the connecting facility is below *ground level*, have its location clearly marked on the structure or shown on approved plans.

Add Qld Part G101 as follows:

QLD PART G101 AWNINGS AND BALCONIES

Qld G101.1 General provisions.

An *awning* or balcony must not be constructed as part of any building unless-

- (a) ∫ structural calculations for the *awning* or balcony and handrails, and for their attachment to the building are submitted before the plans, drawings and specifications of the structure are approved;
- (b) ∫ the roof (if any) of the balcony, or of the *awning*, and the floor of the balcony, are impervious to water and have a suitable system of drainage;
- (c) ∫ the FRL of the floor of the balcony is at least equal to that *required* for the floor of the building which gives access to the balcony;
- (d) ∫ the balcony is provided with means of egress *required* by the provisions of Part D; and
- (e) ∫ in a building which is unsprinklered and of Type A or B construction, except a building of Class 1 or Class 10, if any part of an opening in the *external wall* of a *storey* next above the *awning* is;
 - (i) ∫ in the plane of the wall to which the *awning* is attached; and
 - (ii) ∫ vertically above any part of the *awning*, the *awning* must be of *non-combustible* construction or, if of *combustible* construction, must be separated from the opening above by construction complying with the provisions of C2.6 as though the *awning* were an opening, and the building was of Type A construction.

Qld G101.2 Special provisions over roads.

- (a) ∫ An *awning* or balcony must not be constructed over a road unless-

SUPERCEDED

- (i) √ it is cantilevered or otherwise entirely supported from the building;
 - (ii) √ it has a continuous lining or soffit and is constructed throughout of *non-combustible* material, except that battens of timber may be used for fixing linings;
 - (iii) √ it is set back at least 250 mm from the kerb at a height of not less than 3 m above the level of the kerb; and
 - (iv) √ the *awning* is, or the roof (if any) and the floor of the balcony are impervious to water and suitably drained so that water will not drop on to the road.
- (b) √ An *awning* erected over a road must-
- (i) √ not be designed or constructed for use as a balcony;
 - (ii) √ provide reasonable continuity between adjoining *awnings* and adequate protection of the footway beneath from the weather;
 - (iii) √ not detract from the amenity of the area of its location; and
 - (iv) √ have a fascia of a depth not exceeding 600 mm.

Qld G101.3 Relaxation

The requirements of Qld G101.2 may be relaxed if special conditions apply and suitable alternatives are implemented.

Qld G101.4 Movable awnings and sun shades over roads

A moveable *awning* or sun shade must not be constructed or attached to any building or to any balcony or fixed *awning* of a building over any road unless-

- (a) √ the *awning* or sun shade, when fully lowered, is everywhere at least 2150 mm above the footpath except that a flap of canvas or similar material may extend a further 150 mm towards the footway;
- (b) √ no part of the *awning* or sun shade overhangs the kerb or comes within 250 mm of it;
- (c) √ all steel or iron work in the *awning* or sun shade is suitably protected against corrosion;
- (d) √ the *awning* is securely fastened in a manner that will prevent danger, obstruction or inconvenience in any road by swaying or flapping in the wind;
- (e) √ the *awning* or sun shade may be rolled up, folded up or removed (together with any brackets or other devices for supporting the sun shade from its hangings or fastenings) by the occupier of the premises to which it is attached.

Add Qld Part G102 as follows:

QLD PART G102 CERTAIN ATTACHMENTS

Qld G102.1 The attachments concerned

A structure which is a clock, showcase, architectural projection, bridge, gangway, portico, cornice, hoarding, sky-sign, aerial, antenna, flagpole, mast, tower, lantern, gargoyle, cathead, crane, chimney, flue or duct, installation or machine for cleaning windows, or any structural or ventilating attachment to a building, or a tunnel which is ancillary to a building or other structure must not be erected unless the requirements of this clause are satisfied.

Qld G102.2 Steel to be protected

All steel or iron work of every aerial, antenna or flagpole must be suitably protected against corrosion.

Qld G102.3 Height above roads

A structure referred to in Qld G102.1 that is to overhang a road must be erected so that-

SUPERCEDED

SUPERCEDED

- (a) γ being a hoarding, none of its parts overhangs the footway at a height less than 2.5 m above the footway;
- (b) γ being any other such structure, none of its parts overhangs the footway at a height less than 3 m above the footway.

Qld G102.4 Drainage from ventilating equipment

Ventilating equipment must not be constructed over any road unless suitable drainage from that equipment is provided.

Qld G102.5 Protection from lightning

The structure must be suitably protected from lightning.

Qld G102.6 Construction

The structures referred to in Qld G102.1 must be-

- (a) γ constructed of suitable fire resisting materials; and
- (b) γ constructed so that they may be removed at any time without causing the building of which they are a part to become structurally unsafe and without causing a reduction in the *required* FRL of any *structural member* of the building.

Qld G102.7 Exemption: Certain structures

This Part does not apply to a non-*loadbearing* aerial, antenna, flagpole, mast or tower, which is detached from a building or other structure and is not more than 10 m in height or which is attached to a building or other structure and is not more than 2.5 m in height.

Qld G102.8 Prevention of falls from buildings or structures

Where a person is exposed to the hazard of falling from a building or structure while cleaning or maintenance work is being carried out-

- (a) γ a work system designed to prevent such falls must be used;
- (b) γ where safety belt anchorage points are used they must be positioned on the building or structure so that a lifeline or safety harness may be attached before proceeding to a point where it is possible to fall; and
- (c) γ anchorage points for the attachment of safety harnesses must comply with AS 2626.

SECTION H SPECIAL USE BUILDINGS

PART H1 THEATRES, STAGES AND PUBLIC HALLS

Delete H1.1(a) and insert Qld H1.1(a) as follows:

Qld H1.1 Application of Part

- (a) γ This Part applies to every enclosed Class 9b building which-
 - (i) γ is not a *school* assembly, church or community hall, and has a *stage* and *backstage* area with a total *floor area* of more than 200m²;
 - (ii) γ is a *school* assembly, church or community hall and has a *stage* and *backstage* area with a total *floor area* of more than 300 m²; or
 - (iii) γ has a *stage* with an associated rigging loft.

SUPERCEDED

Add Qld Part H101 as follows:

QLD PART H101 WORKPLACES

Qld H101.1 Application of Part

This Part applies to every building or part of a building to be used as a *workplace*, except for a project under construction.

Qld H101.2 Objectives

Workplaces must be designed and constructed to provide suitable standards of health and safety for employees.

Qld H101.3 Floor surfaces

- (a) √ Floor surfaces must be designed to prevent slips, trips, and falls, and in particular, all floors must have an even slip-resistant surface, without obstructions which might create tripping or stumbling hazards.
- (b) √ Where the nature of the work process is such that spillage or washdown is likely to occur, floors must be-
 - (i) √ finished with a surface impervious to the liquids likely to be spilt or used for cleaning; and
 - (ii) √ sealed to all joining walls with an impervious seal, in such a way that the seal is concavely rounded, and continued up all joining walls for a minimum of 75 mm.

Qld H101.4 Floor drainage

- (a) √ Where the nature of the work process is such that spillage or washdown is likely to occur, floors must be graded to drain off liquids in accordance with the following:
 - (i) √ Wash or hose-down areas: 1:25.
 - (ii) √ Wet or mop-down areas: 1:50.
- (b) √ Wherever practicable, drains must be installed to intercept liquid at spillage points, to prevent the spread of liquids over the floor surface.
- (c) √ Where the effluent from drains is likely to be offensive, it must be intercepted by suitable deodorising tanks.

Qld H101.5 Floor coverings

- (a) √ Floor coverings that prevent slips, trips and falls must be provided. In particular, all standing working positions of employees must be covered with either-
 - (i) √ wood, rubber, linoleum, resilient types of plastic tiles;
 - (ii) √ suitable compositions containing asphalt, rubber, cork, magnesite; or
 - (iii) √ other semi-resilient, thermally non-conductive materials.
- (b) √ If spillage of liquids may occur where an employee is *required* to work, slip resistant continuous matting must be provided. The matting must be non-liquid absorbing, and allow liquids to pass through it.
- (c) √ Where any floor covering or matting is in localised sections, the coverings must be as thin as practicable, with edges sloped to the main floor.

Qld H101.6 Lighting

Lighting from natural and/or artificial sources to the standard appropriate for the nature of, location and times at which work is performed, must be provided in accordance with AS 1680.

Qld H101.7 Floor area and air space

- (a) **Requirements for workplace area and space:** Working area and air space adequate to allow suitable standards of health and safety for each employee must be provided.
- (b) **Requirements of workplace area:** An area of 2.3 m² free of any encumbrance for each employee satisfies (a).
- (c) **Variation of required area:** *Required workplace* area as specified in (b) may be varied in accordance with any guidelines that may be set in the Code of Practice - *Workplace Amenities*, produced by the Division of Workplace Health and Safety. Where any uncertainty exists, the Local Authority must consult with the Division of Accident Prevention. The process for variation of *workplace* area is set out in the Standard Building By-laws.

Qld H101.8 Dining rooms

- (a) **Requirements for dining facilities:** Dining facilities must be provided where the nature of work performed does not allow an employee to eat at or in their work station or in their work area, in safe and hygienic conditions.
Where provided, dining facilities must be designed and located so that both people and food are kept free of contamination.
- (b) **Requirements of dining facilities:** Where dining facilities are *required* by (a), a dining room must be provided at every *workplace*, except-
 - (i) for five or less employees, a dining area may be provided;
 - (ii) for shops situated in a shopping complex, one dining room may be used to satisfy the requirements of all the shops in the complex. The dining room area must be based on the total employees of all the shops in the complex.
For fifteen or less employees, all of the same sex, a dining room may be combined with a dressing room.
- (c) **Requirements of dining areas:** A dining area must provide adequate facilities for-
 - (i) washing and cleaning of utensils; and
 - (ii) storage of utensils, free of dust and vermin.
- (d) **Requirements of dining rooms:** A dining room or meal place must have all the provisions of a dining area, in addition to the following:
 - (i) tables providing 600 mm table length per employee;
 - (ii) a refrigerator;
 - (iii) dishwashing sink with draining board and reticulated hot and cold water; and
 - (iv) facilities for the storage of foodstuffs, free of dust and vermin.
- (e) **Dining room size:** The size of a dining facility must be calculated on the basis of the maximum number of employees using it at any one time. The area *required* for each employee is set out in the following Table.

Number of employees	Area required
6 to 12 employees	11 m ²
additional employees up to 25	an additional 0.92 m ²
additional employees thereafter	an additional 0.75 m ²

Qld H101.9 Dressing rooms

- (a) **Requirements for dressing rooms:** Where the nature of work requires employees to change in and out of apparel specific to that work, a dressing room for each sex must be provided.

SUPERCEDED

(b) $\dot{\gamma}$ Requirements of dressing rooms:

- (i) $\dot{\gamma}$ Dressing rooms must be set apart from workrooms, and as near as practicable to *sanitary compartments* and washing facilities.
- (ii) $\dot{\gamma}$ Where the clothing of an employee may become wet while engaged in work, a room equipped with drying appliances must be provided adjoining a dressing room.
- (iii) $\dot{\gamma}$ A combined dining-dressing room must conform with the requirements of Qld H101.8 in addition to the requirements of this Part.
- (iv) $\dot{\gamma}$ A dressing room must be furnished with the following:
 - (A) $\dot{\gamma}$ a locker for each employee;
 - (B) $\dot{\gamma}$ protective hanging space for clothing;
 - (C) $\dot{\gamma}$ seating accommodation;
 - (D) $\dot{\gamma}$ mirrors and shelving; and
 - (E) $\dot{\gamma}$ a couch, pillow and blanket.

(c) $\dot{\gamma}$ Dressing room area: For the purpose of dressing room design and layout, the following dimensions and sizes are set out.

- (i) The minimum unencumbered *floor area* of a dressing room must be 1.8 m², and in additional unencumbered area per employee as set out below:

Type of work	Area
Sedentary or semi-sedentary	0.37 m ²
Light to medium and clean	0.46 m ²
Heavy, hot or dirty	0.65 m ²

- (ii) $\dot{\gamma}$ Lockers must be not less than 300 mm wide and 450 mm deep.
- (iii) $\dot{\gamma}$ Passages between facing lockers must be at least 1500 mm wide, or with lockers on one side only at least 900 mm wide.

Qld H101.10 Drinking water

- (a) $\dot{\gamma}$ **Requirement for drinking water:** An adequate supply of clean wholesome drinking water must be provided at every *workplace*.
- (b) $\dot{\gamma}$ **Requirements of drinking water points:** Drinking water must-
 - (i) $\dot{\gamma}$ in situations where workers are likely to be exposed to heat stress or dehydration, be in a readily accessible position; and
 - (ii) $\dot{\gamma}$ not be located in a *sanitary compartment*.
- (c) $\dot{\gamma}$ **Drinking fountains:** Where there are more than ten employees, drinking fountains should be provided in the following numbers, wherever practicable.
 - 11 to 40 employees: 1
 - each additional 40 (or part thereof): 1 additional.

Qld H101.11 First aid

- (a) $\dot{\gamma}$ **Requirement for first aid:** When the number of employees at any one time exceeds 200, a casualty room, not less than 11 m² in area, dedicated to first aid must be provided.
- (b) $\dot{\gamma}$ **Requirements of casualty rooms:** A casualty room must:
 - (i) $\dot{\gamma}$ be located as near as practicable to workrooms; and
 - (ii) $\dot{\gamma}$ contain:
 - (A) $\dot{\gamma}$ a basin washing point

SUPERCEDED

SUPERCEDED

- (B) ý a stainless steel sink with reticulated hot and cold water, trap connected to waste drainage; and
- (C) ý be clearly signed on each door with 'FIRST AID', and the name of the nurse or attendant on duty.

Add Qld Part H102 as follows:

QLD PART H102 STABLES

Qld H102.1 Construction of stables

A building used for the keeping of animals and enclosed on 3 or more sides must have-

- (a) ý a suitably drained stable floor constructed of concrete or masonry which is impervious to moisture;
- (b) ý every room, other than a store room, constructed over or adjoining the stable, separated from the stable by walls or floor or both, as the case may be, of masonry or concrete which is impervious to moisture; and
- (c) ý a suitable manure container constructed of impervious material and fitted with covers provided adjacent to the stable.

Add Qld Part H103 as follows:

QLD PART H103 KIOSKS

Qld H103.1 Construction of kiosks

- (a) ý For the purposes of this clause, kiosk means a stall or a compartment enclosed by walls, which the public does not enter, and which is used for the sale or distribution of goods or services.
- (b) ý A kiosk must not be erected unless-
 - (i) ý it is situated at least 1.5 m from a road or, if it is constructed as a compartment enclosed by walls, it may be situated at a lesser suitable distance;
 - (ii) ý it is in an arcade or, if it is not in an arcade, it must have minimum ceiling height of 2400 mm;
 - (iii) ý every internal dimension is 1 m or more;
 - (iv) ý it has a *floor area* of at least 1.5 m² if it is to be occupied by one person, or of at least 2 m² per person if it is to be occupied by 2 or more persons; and
 - (v) ý it has ventilation in accordance with F4.5.

Add Qld Part H104 as follows:

QLD PART H104 PREMISES USED FOR LEAD PROCESSING

Qld H104.1 Application of Part

This Part is applicable to every building or part of a building in which lead processes are carried out, other than a project under construction. The requirements of this Part are in addition to the more general requirements for *workplaces*.

Qld H104.2 Objectives

Areas in *workplaces* used for lead processing must be designed and constructed to prevent lead contamination of employees or the environment.

Qld H104.3 Sole use of area

Areas used for lead processing must not be used for any other purpose.

SUPERCEDED

Qld H104.4 Floor surfaces and drainage

All floors must be:

- (a) finished with a smooth impervious surface;
- (b) graded and drained to permit flushing with water; and
- (c) sealed to all joining walls with an impervious seal, continued up all joining walls for a minimum of 75 mm.

Qld H104.5 Installation of fittings and fixtures

All plant fittings and fixtures must be designed and installed to allow the floor underneath to be cleaned by water or suction cleaning.

Qld H104.6 Interiors

The *workplace* interior, including wall linings, ceilings, roof structure and other structure must:

- (a) have smooth, impervious surfaces;
- (b) be designed, as far as practicable, to avoid projections or surfaces which may collect dust.

Qld H104.7 Washing facilities including showers

Washing and showering facilities must have hot and cold water, and be provided in the following numbers-

- (a) one wash basin for every 5 persons (or part thereof); and
- (b) one shower for every 8 persons (or part thereof).

Qld H104.8 Dressing rooms

- (a) Dressing rooms must not be combined with a dining room.
- (b) The provision of lockers or compartments must allow the separate storage of protective clothing and work clothing.

Qld H104.9 Dining rooms

- (a) A dining facility must not be located in any area where any compound of lead, mercurial or arsenical preparation or any other poisonous substance is used, manufactured, produced or stored.

Qld 104.10 Exhaust systems

- (a) Any area exposed to a process causing dust must be served by an exhaust system capable of collecting all such dust.
- (b) Pots, containers or furnaces for processing lead must be connected to an exhaust system capable of safely and effectively collecting all dust, fumes or gases generated in the process.

Such an exhaust system must provide an airflow at any working opening of at least 1 m/s for fumes and gases, and 2.5 m/s for dust collection, measured across the plane of the opening.

Add Qld Part H105 as follows:

QLD PART H105 WORKPLACES INVOLVING ASBESTOS

Qld H105.1 Application of Part

This Part is applicable to every building or part of a building in which asbestos is present and capable of giving off dust.

SUPERCEDED

The requirements of this Part are in addition to the more general requirements for *workplaces*.

Qld H105.2 Objectives

Workplaces using, producing, or containing asbestos must be designed and constructed to prevent the discharge of asbestos dust into the atmosphere.

Qld H105.3 Construction requirements

The interior of any building used for any process involving asbestos, must:

- (a) $\dot{\gamma}$ have smooth, impervious surfaces;
- (b) $\dot{\gamma}$ be designed, as far as practicable, to avoid projections or surfaces which may collect dust; and
- (c) $\dot{\gamma}$ be equipped with a vacuum cleaning system, including filters and a central collection point, designed and constructed to prevent the entry of asbestos from the vacuum system into the atmosphere.

Qld H105.4 Installation of fittings and fixtures

All plant fittings and fixtures must be designed and installed to allow cleaning by vacuum system or other method, to prevent the entry of asbestos dust into the atmosphere.

Qld 105.5 Exhaust systems

Any area exposed to a process causing dust must be served by an exhaust system that prevents the entry of asbestos dust into the atmosphere.

Add Qld Part H106 as follows:

QLD PART H106 $\dot{\gamma}$ WORKPLACES INVOLVING SPRAY PAINTING

Qld H106.1 Application of Part

This Part is applicable to every building or part of a building in which spray painting or spray coating takes place, except for a project under construction.

The requirements of this Part are in addition to the more general requirements for *workplaces*.

Qld H106.2 Objectives

Workplaces involving spray painting must be designed and constructed to-

- (a) $\dot{\gamma}$ ensure the safety of operators;
- (b) $\dot{\gamma}$ prevent the occurrence and spread of fire; and
- (c) prevent the entry of impurities into the atmosphere.

Qld H106.3 Requirements for booths

(a) $\dot{\gamma}$ A booth is *required* for spray painting or coating, except where:

- (i) $\dot{\gamma}$ all other activity within 12 m is separated from the spray painting by a *non-combustible* wall;
- (ii) $\dot{\gamma}$ the work is performed in an open workroom and:

(A) the work performed is minor spotting and touching up, for not more than 90 minutes in any one day; or

(B) for not more than 15 minutes in any 2 hour period, and not involving lead or silica based paints.

(b) The ventilation facilities of the workroom in which a booth is located must allow free entrance of air into the booth.

SUPERCEDED

Qld H106.4 Requirements of booths

Booths must-

- (a) ŷ be entirely constructed or internally lined with metal or other durable *non-combustible* material;
- (b) ŷ have a smooth impervious, *non-combustible* floor surface, extending at least 900 mm beyond the entrance to the booth;
- (c) ŷ have an emergency *exit* permitting rapid egress, consisting of a door or panel opening outward, situated as far as possible from the normal means of entry, and marked with an EXIT sign;
- (d) ŷ be constructed so that windows are fitted with glass complying with AS 2208, in fixed metal sashes; and
- (e) ŷ have electrical installations which comply with AS 2381 and AS 1076.

Qld 106.5 Exhaust systems

A booth must be provided with an exhaust ventilation system which-

- (a) ŷ provides uniform air movement of 0.5 m/s in the zone of the spray operator. This may be reduced to 0.3 m/s where only electrostatic spray painting equipment is used; and
- (b) ŷ prevents air from the booth entering into the general workspace.

Add Qld Part H107 as follows:

QLD PART H107 FOUNDRIES AND ABRASIVE BLASTING

Qld H107.1 Application of Part

This Part is applicable to every building or part of a building in which foundry operations or abrasive blasting take place, except for a project under construction.

The requirements of this Part are in addition to the more general requirements for *workplaces*.

Qld H107.2 Objectives

Foundries and *workplaces* involving abrasive blasting must be designed and constructed to-

- (a) ŷ provide suitable standards of safety for employees; and
- (b) ŷ prevent the discharge of impurities into the atmosphere.

Qld H107.3 Requirements for blasting chambers

Blasting chambers must-

- (a) ŷ be entirely constructed or internally lined with metal or other durable *non-combustible* material;
- (b) ŷ minimise dust settlement, and prevent the escape of dust.
- (c) ŷ be constructed so that windows are fitted with glass complying with AS 2208 in fixed metal sashes;
- (d) ŷ have an emergency *exit* permitting rapid egress, consisting of a door or panel opening outward, situated as far as possible from the normal means of entry, and marked with an EXIT sign;
- (e) ŷ be fitted with interlocking doors to prevent blasting while doors are open; and
- (f) ŷ have electrical installations which ŷ comply with AS 2381 and AS 1076.

Qld 107.4 Exhaust systems for blasting chambers

A blasting chamber must be provided with an exhaust ventilation system which-

- (a) ∫ provides minimum air movement of 0.4 m/s in the direction of extraction. This may be reduced to 0.3 m/s for down-draught air flow chambers;
- (b) ∫ prevents air extracted from the chamber entering into the general workspace; and
- (c) ∫ filters and cleans extracted air to ensure the removal of all contaminants.

Qld H107.5 Requirements of foundry areas

- (a) ∫ Every floor in a foundry must be even, *non-combustible* material, and at a uniform level wherever practicable.
- (b) ∫ Pit furnaces and pouring pits must be covered by a substantial grating at the point at which metal is removed.
- (c) ∫ Cooling racks and all fixed sources of heat must be provided, wherever practicable, with ventilation by means of flues extending to open air.

Qld H107.6 Washing facilities including showers

Washing and showering facilities must have hot and cold water, and be provided on the following basis:

- (a) ∫ one wash basin for every 5 persons (or part thereof); and
- (c) ∫ one shower for every 8 persons (or part thereof).

Add Qld Part H108 as follows:

QLD PART H108 DETENTION CENTRES**Qld H108.1 Application of Part**

This part applies to those parts of a *detention centre* used for residential accommodation (Class 3), in which the occupants are not permitted free movement within or egress from the building. The BCA applies to *detention centres* except where otherwise specified in this Part.

Qld H108.2 Objectives

The occupants of *detention centres* must be protected against fire and smoke without mitigating the security *required of detention centres*.

Qld H108.3 Fire-resistance and stability

The provisions of C1.5 do not apply to the Class 3 parts of *detention centres*.

Qld H108.4 Bounding construction

The provisions of C3.11 apply except that-

- (a) ∫ the doors need not be *self-closing*; and
- (b) ∫ the doors need not comply with C3.11(d) if Qld H108.14 is complied with.

Qld H108.5 Early Fire Hazard Indices

Note: Special requirements on early fire hazard indices in *detention centres* are under preparation in Queensland.

Qld H108.6 Fire doors, smoke doors, fire windows and shutters

The provisions of clause 3 of Specification C3.4 apply except that doors need not-

- (i) ∫ swing in the direction of egress;
- (ii) ∫ return to the fully closed position after each opening; or
- (iii) ∫ close *automatically*.

Qld H108.7 Number of exits required

The provisions of D1.2 apply except that the Class 3 parts of *detention centres* are not subject to C1.5.

Qld H108.8 Exit travel distances

- (a) The provisions of D1.4 do not apply to the Class 3 parts of *detention centres*.
- (b) The entrance doorway of a *sole-occupancy unit* must be not more than 30 m from an *exit* or a point from which travel in different directions to two *exits* is available, in which case the maximum distance to one of those *exits* must not exceed 40 m.

Qld H108.9 Doorways and doors

In the Class 3 parts of *detention centres*, a doorway serving as a *required exit*, or forming part of a *required exit* may be fitted with a roller shutter or tilt-up door provided that-

- (a) it may be opened, without mechanical assistance, manually under a force of not more than 110 N; or
- (b) if it is a mechanically operated door, it contains a personnel doorway complying with D1.6.

Qld H108.10 Swinging doors

Class 3 parts of *detention centres* must comply with D2.20 except that doors need not swing in the direction of egress.

Qld H108.11 Operation of latch

A door in a *required exit*, forming part of a *required exit* or in the path of travel to a *required exit* must be-

- (a) readily openable without a key from the side that faces a person seeking egress, by a single hand action on a single device which is located between 900 mm and 1.2 m from the floor; or
- (b) capable of being unlocked by hand by a person or persons, specifically nominated by the owner, properly instructed as to the duties and responsibilities involved and available at all times when the building is lawfully occupied so that persons in the building or part may be escorted to *open space* or other place of safety if there is a fire or other emergency.

Qld H108.12 Access for people with disabilities

It is not necessary for the Class 3 parts of *detention centres* to comply with the provisions of Part D3.

Qld H108.13 Hose reels

- (a) Hose reels must comply with the provisions of AS1221 and AS2441 except that hosereel cabinets may be lockable.
- (b) Hosereels must be provided in every Class 3 part of a *detention centre*.

Qld H108.14 Smoke control

Where doors do not comply with C3.11(d) or where openings do not comply with C3.11(e), then a system of mechanical smoke extraction must be provided to the corridor, hallway, room, or non-*fire-isolated stairway* serving as a *required exit*, to which the *sole-occupancy unit* has access.

INTRODUCTION ý

This Appendix contains variations and additions to the provisions of the BCA which are considered necessary for the effective application of the Code in South Australia. These variations and additions are to be treated as amendments to the BCA and apply to the construction or alteration of all buildings requiring approval under the Building Act and Regulations 1993.

CONTENTS ý

Provisions of the BCA that have been varied and additional provisions applicable in South Australia are as follows:

A - GENERAL PROVISIONS

- SA A1.1 Definitions
- SA Specification A1.3 Standards Adopted by Reference

B - STRUCTURE

- SA B1.3 Construction deemed-to-satisfy

D - ACCESS AND EGRESS

- SA D3.1 Application of Part
- SA D3.2 Access to buildings
- SA Table D3.2 Requirements for Access for People with Disabilities
- SA D3.4 Concessions
- SA D3.6 Identification of access facility

E - SERVICES AND EQUIPMENT

- SA E1.1 Application of Part
- SA E1.3 Fire hydrants
- SA E1.4 Hose reels
- SA E1.7 Fire and smoke alarms
- SA Specification E1.7 Fire Detection and Alarm Systems
- SA Table E2.2 Deemed-to-Satisfy Provisions for Smoke Hazardous Management
- SA E4.1 Application of Part
- SA E4.2 Emergency lighting requirements

F - HEALTH AND AMENITY

- SA F1.7 Water proofing of wet areas in buildings
- SA F1.8 Damp-proof courses

- SA F1.9 Acceptable damp-proof courses
- SA F1.10 Damp-proofing of floors on the ground
- SA F2.3 Facilities in Class 3 to 9 Buildings
- SA Table F2.3 Sanitary Facilities in Class 3, 5, 6, 7, 8 and 9 Buildings.
- SA Table F2.3a Sanitary Facilities for Class 9b Primary and Secondary Schools
- SA F2.101 Locker and change rooms for employees
- SA F4.2 Methods and extent of natural lighting
- SA Part F6 RODENT PROTECTION**
- SA F6.101 Minimum separation between buildings

G - ANCILLARY PROVISIONS

- SA G1.1 Swimming pools and spas ý
- SA G5.2 Protection deemed-to-comply ý

SA Part G7 ACCESS FOR MAINTENANCE

- SA G7.101 Application of Part ý
- SA G7.102 Provision of access deemed to satisfy ý

SA Part G8 MISCELLANEOUS PROVISIONS

- SA G8.101 Application of Part ý
- SA G8.102 Buildings containing stables, manure pits or pigsties ý
- SA G8.103 Protection against lightning ý
- SA G8.104 Attachments to buildings ý
- SA G8.105 Operating theatres ý
- SA G8.106 Detached incinerators ý
- SA G8.108 Kitchen exhaust hoods ý

SECTION A GENERAL PROVISIONS

PART A1 INTERPRETATION

SA A1.1 Definitions

After the definition of "Mezzanine" insert the following:

Minister's Specification means a Specification as from time to time issued by the Minister responsible for the Building Code in this State.

Delete the definition of "Swimming pool" and substitute:

Swimming pool includes an excavation or structure capable of being filled with water to a depth of more than 300 mm, and intended primarily for swimming or other aquatic activity.

Insert in Table 1 of Specification A1.3 additional standards as follows:

SA Specification A1.3 Standards adopted by reference

SA Table 1 SCHEDULE OF REFERENCED DOCUMENTS ý			
No	Date	Title	BCA Clause(s)
AS 1157		Methods of testing materials for resistance to fungal growth	
Part 11	1978	Resistance of rubbers and plastics to surface fungal growth.	SA F1.10
AS 1169	1982	Minimising of combustion hazards arising from the medical use of flammable anaesthetic agents.	SA G8.105
AS 1768	1991	Lightning Protection	SA G8.103
AS 2626	1983	Industrial safety belts and harnesses -Selection, use and maintenance	SA G7.102
ASTM D 1922-67(1978)		Test method for propagation tear resistance of plastic film and thin sheeting by pendulum method.	SA F1.10
ASTM D 3345-74(1980)		Method of laboratory evaluation of wood and other cellulosic materials for resistance to termites.	SA F1.10
ASTM E 154-68(1979)		Methods of testing materials for use as vapour barriers under concrete slabs and as ground cover in crawl spaces.	SA F1.10
CSIRO-DBC&E		Method for the determination of the penetration resistance to falling aggregate.	SA F1.10

SECTION B STRUCTURES

PART B1 STRUCTURAL PROVISIONS

Delete paragraph (f) and substitute:

SA B1.3 Construction deemed-to-satisfy

(f) ý Timber Construction-

- (i) ý Design of timber structures: AS 1720 or AS 1684;
- (ii) ý in a Class 10 building where the design wind velocity calculated under AS 1170.2 does not exceed 33 m/s, with a *floor area* less than 60 m²:
CSIRO-DBC&E Special Report - Low Rise Domestic and Similar Framed Structures, Part 4 - Supplementary Domestic Buildings for Built-up Areas, Sections I to V.

SECTION D ACCESS AND EGRESS

PART D3 ACCESS FOR PEOPLE WITH DISABILITIES

Delete D3.1 and substitute:

SA D3.1 Application of Part

This Part applies to all Class 3, 5, 6, 7, 8, 9 and 10a buildings and to certain Class 1 and 2 buildings where expressly referred to.

Add SA D3.2(d) as follows:

SA D3.2 Access to buildings

(d) through the principal or other public entrance.

Delete Table D3.2 and insert SA Table D3.2 as follows:

SA Table D3.2 REQUIREMENTS FOR ACCESS FOR PEOPLE WITH DISABILITIES	
CLASS OF BUILDING \checkmark	ACCESS REQUIREMENTS
Class 1 and 2 \checkmark Whenever 20 or more <i>sole-occupancy units</i> of Class 1, 2 or both are constructed on a <i>site</i>	To and within one <i>sole-occupancy unit</i> or 5% of the <i>sole-occupancy units</i> , whichever is the greater
Class 3 (a) Common areas of buildings that are \checkmark <i>required</i> to be accessible (b) if the building contains <i>sole-occupancy</i> \checkmark <i>units</i> (c) \checkmark if accommodation is provided for more than 10 persons other than in <i>sole-occupancy units</i> - up to 49 beds more than 49 but not more than 99 more than 99	To and within the public areas on the entrance floor and to every floor containing accommodation <i>required</i> to be accessible To and within one <i>sole-occupancy unit</i> or 5% of the <i>sole-occupancy units</i> whichever is the greater 2 beds 4 beds 6 beds
Class 5, 6, 7 and 8	To and within the entrance floor Within any floor to which vertical access by way of a ramp, step ramp or kerb ramp complying with AS1428.1 or a passenger lift is provided.
Class 9a	To and within all areas normally accessible to the public, patients or staff
Class 9a	To and within all areas normally accessible to the public, patients or staff
Class 9b An <i>assembly building</i> not being a <i>school</i> or an <i>early childhood centre</i> A <i>school</i>	To and within all areas normally used by the occupants, and if fixed seating is provided, not less than 1 wheelchair space for each 200 seats, or part, with a minimum of 2 spaces To and within all areas normally used by the occupants

SUPERCEDED

An early childhood centre	To and within all areas normally used by the occupants
Class 10a ý	To and within any area containing facilities such as a shower or water closet for people with disabilities
[Note: The calculation of <i>floor area</i> and the number of persons accommodated is in accordance with D1.13]	

Add SA D3.4(e) as follows:

SA D3.4 Concessions

(e) ý to the whole of a Class 5, 6, 7 and 8 building if one or more *storeys* in the building is provided with access facilities as specified in SA Table D3.2, and parts of those *storeys* are approved for the purpose of a disabled person having business in that building.

Add SA D3.6 as follows:

SA D3.6 Identification of access facility

Signs incorporating the international symbol of access in accordance with AS 1428.1 must identify the following:

- (a) ý access entrance and lifts in Class 3 and 9 buildings; and
- (b) ý sanitary facilities in Class 3, 5, 6, 7, 9a and 9b buildings.

SECTION E SERVICES AND EQUIPMENT ý

PART E1 FIRE FIGHTING EQUIPMENT

Delete E1.1 and insert SA E1.1 as follows:

SA E1.1 Application of Part

This Part does not apply to-

- (a) ý a Class 10 building; and
- (b) ý except for E1.7, a Class 1 building.

Delete E1.3(b)(iii)(C) and insert SA E1.3(b)(iii)(C) as follows:

SA E1.3 Fire hydrants

- (b)(iii)(C) If connected to a reticulated water supply and installed in a building not greater than 25 m in *effective height*, one pump driven by a compression ignition engine or an electric motor supplied from an emergency power generator or an electric motor connected to two completely independent power sources through an *automatic* change-over facility, except that Class 2, 3, 5 and 9 buildings of not more than 2 000 m² *fire compartments* and up to 12.5 m *effective height* may be served by a booster for use by the attending Fire Authorities; and

Add SA E1.4(c) as follows:

SA E1.4 Hose reels

(c) ∫ Concession for primary and secondary *schools* - E1.4 does not apply to areas in primary and secondary *schools* designated for normal *school* use. Areas designated for community use must comply with E1.4.

Delete E1.7(a)(i) and insert SA E1.7(a)(i) as follows:

SA E1.7 Fire and smoke alarms

(a) ∫ (i) a Class 1 building; and

PART E2 ∫ SMOKE CONTROL

Insert in Table E2.2 the following:

SA TABLE E2.2 ∫ DEEMED-TO-SATISFY PROVISIONS FOR SMOKE HAZARD MANAGEMENT

CLASS 7 AND 8 BUILDINGS HAVING A RISE IN STOREYS OF NOT MORE THAN 2 WITH A FLOOR AREA OF MORE THAN 2000m²

A building which is not *required* to be provided with a *sprinkler system* in accordance with Parts C or E is provided with-

- (a) ∫ an *automatic* smoke detection system in accordance with Specification E1.7; or
 - (b) ∫ *automatic smoke-and-heat vents* in accordance with E2.4 activated on detection of smoke; or
 - (c) ∫ a *sprinkler system*
-

A building which is *required* to be provided with a *sprinkler system* in accordance with Parts C or E is provided with -

- (a) ∫ smoke exhaust fans in accordance with Specification E2.2, where the *required sprinkler system* is not an extra high hazard system as determined by AS2118; or
 - (b) ∫ *automatic smoke-and-heat vents* in accordance with E2.4 activated on detection of smoke.
-

PART E4 ∫ EMERGENCY LIGHTING, EXIT SIGNS AND WARNING SYSTEMS

Delete E4.1 and insert SA E4.1 as follows:

SA E4.1 Application of Part

This Part does not apply to Class 1a or 10 buildings.

Delete the lead-in to E4.2(c) and insert SA E4.2(c) lead-in, delete E4.2(h) and insert SA E4.2(h), and add SA E4.2(i) as follows:

SA E4.2 Emergency lighting requirements

- (c) ∫ in every passageway, corridor, hallway, or the like, having a length or more than 6 m from the entrance doorway of any *sole-occupancy unit* in a Class 1b, 2 or 3 building or Class 4 part to the nearest doorway opening directly to-
- (h) ∫ in every *required* fire control centre; and
- (i) ∫ in every primary and secondary *school*-

- (A) ý E4.2(b) does not apply to areas which have adequate natural light and are only used during daylight hours; and
- (B) ý E4.2(b) does apply to areas designated for use outside normal daylight hours.

SA SPECIFICATION E1.7 ý FIRE DETECTION AND ALARM SYSTEMS

Substitute Clause 2(b) of Specification E1.7 as follows:

2. ý Type of system

- (b) ý for a Class 1, 2 or 3 building or Class 4 part of a building, Clause 9 as permitted by Clause 8.

Substitute Clause 5(c) of Specification E1.7 as follows:

5. ý Class 9a buildings

- (c) ý utilize smoke detectors-
- (i) ý of the photo-optical type in *patient care areas* used for sleeping;
 - (ii) ý of alternate ionisation type and photo-optical type in corridors and other paths of egress; and
 - (iii) ý in other areas as necessary for effective smoke detection.

Substitute the title of Clause 8 and lead-in phrase of Clause 8(a) of Specification E1.7 as follows:

8. ý Class 1, 2 and 3 buildings and Class 4 parts of a building - alternative system

- (a) ý In a Class 1 or 2 building or Class 4 part of a building, an *automatic* smoke detection and alarm system must-

Substitute the lead-in phrase of Clause 9(b) of Specification E1.7 as follows:

9. ý Self-contained smoke alarms

- (b) ý In a Class 1a, 2 or 3 building or a Class 4 part of a building, self-contained smoke alarms must be installed in each dwelling or *sole-occupancy unit* in suitable locations on or near the ceiling in any *storey*-

SECTION F HEALTH AND AMENITY

Add objectives for SA Part F6 as follows:

SA PART F6 RODENT PROTECTION

The formation of narrow spaces between buildings, or a building and the boundary, must be avoided to limit the possibility of litter buildup and subsequent rodent infestation.

PART F1 DAMP AND WEATHERPROOFING

Delete F1.7 and insert SA F1.7 as follows:

SA F1.7 Water proofing of wet areas in buildings

- (a) ý A laundry, bathroom, shower facility, water closet or room containing a shower facility or a sanitary fixture such as a handbasin, vanity bowl, urinal, bidet, cleaner's sink, slop sink, pan sink, sterilizer, potato peeler or any other similar fixture must have-
- (i) ý a floor surface that is impervious and drained to prevent the accumulation of water on it;
 - (ii) ý a wall surface that is impervious;
 - (iii) ý 8:impervious joints between the floor and wall surfaces; and
 - (iv) ý in the case of a shower facility, impervious joints between adjacent walls.
- (b) ý In group shower facilities the water from the floor of one shower facility must not flow over the floor of another shower facility.
- (c) ý The enclosure under every built-in bath must be ventilated and have an impervious floor graded to an outlet discharging over an adjacent floor, except where the bath is
- (i) ý situated on the ground floor of a building and is suspended in accordance with E&WS Sanitary Plumbing and Drainage Directions; and
 - (ii) ý that floor of the building is provided with underfloor ventilation in ý accordance with clause F4.10. ý
- (d) ý Every in-situ bath must have impervious surfaces and construction.
- (e) ý Where a bench top containing an inset sanitary fixture or any sanitary fixture abuts a wall surface -
- (i) ý the wall surface must be impervious; and
 - (ii) ý the joint between the sanitary fixture or bench top and the wall surface must be impervious.
- (f) ý Compliance with Minister's Specification SA F1.7 is compliance with this clause.

Delete F1.8 and F1.9 and insert SA F1.8 and SA F1.9, as follows:

SA F1.8 Damp-proof courses

Except in a building that is exempt from weatherproofing under F1.4, moisture from the ground must be prevented from reaching -

- (a) ý the lowest floor timbers and the walls above the lowest floor joists;
- (b) ý any part of a masonry wall; and,
- (c) ý the underside of a suspended floor constructed of a material other than timber, and the supporting beams or girders.

SA F1.9 Acceptable damp-proof courses

- (a) ý Every damp-proof course *required* must-
- (i) ý be impervious to the passage of water; and
 - (ii) ý exhibit long term resistance to degradation by dissolved salts in ý groundwater. ý

SUPERCEDED

- (b) ý The following damp-proof courses are deemed-to-satisfy the requirements of (a):
- (i) ý embossed black polyethylene film of high impact resistance and low slip, with a nominal thickness of 0.5 mm prior to embossing, and meeting the requirements of clause 7.6 of AS 2904; or
 - (ii) ý polyethylene coated metal, that has an aluminium core of not less than 0.1 mm thick, is coated both sides with bitumen adhesive enclosed in polyethylene film of not less than 0.1 mm thick on each face, and has a nominal total thickness of not less than 0.5 mm prior to embossing; or,
 - (iii) ý bitumen impregnated materials of not less than 2.5 mm thickness, that meet the requirements of clause 7.5 of AS 2904, when used in walls not higher than 7.8 m above the level of the damp-proof course; or
 - (iv) ý other suitable material.

Delete F1.10(a)(i) and insert SA F1.10(a)(i) as follows:

SA F1.10 Damp-proofing of floors on the ground

- (a) ý (i) the insertion of a vapour barrier in accordance with AS 2870.1 that has the following qualities-
- (A) ý vapour permeance not greater than 0.02 µg/N.s.
 - (B) ý Durability:
 - (B1) Resistance to biological decay in accordance with AS 1157;
 - (B2) Resistance to termite attack in accordance with ASTM D 3345-74;
 - (C) ý Resistance to Damage:
 - (C1) Puncture resistance test to ASTM E154. Resistance should be no less than 200 N and 'stretch' no less than 43 mm;
 - (C2) Tear strength to ASTM D1922 with a minimum strength of 8 N in any direction;
 - (C3) Falling aggregate impact test to the CSIRO method with maximum permeance of 0.02 µg/N.s after testing; or

PART F2 SANITARY AND OTHER FACILITIES

Delete F2.3(a) and insert SA F2.3(a) as follows:

SA F2.3 Facilities for Class 3 to 9 buildings

- (a) ý (i) Sanitary facilities must be provided for Class 3 to 9 buildings in accordance with Table F2.3, with the exception of primary and secondary *schools*.
- (ii) ý Sanitary facilities for primary and secondary *school* Class 9b buildings must be provided in accordance with Table F2.3(a). Delete Table F2.3 and insert SA Table F2.3 and SA Table F2.3a as follows:

SUPERCEDED

Delete Table F2.3 and insert SA Table F2.3 as follows: ý

SA Table F2.3		SANITARY FACILITIES IN CLASS 3, 5, 6, 7, 8 AND 9 BUILDINGS ý								
Class of Building	User	Max Number Served by-								
		Closet Fixture(s)			Urinal(s) ý			Washbasin(s)		
		1	2	Each Extra	1	2	Each Extra	1	2	Each Extra
3,5,6,7,8 and 9 ý other than schools ý	Employees									
	Males	15	35	20	25	50	25	15	30	15
	Females	15	30	15				15	30	15
6-Department stores, shopping centres	Patrons									
	Males	1200	2400	1200	600	1200	1200	600	1200	1200
	Females	300	600	1200				600	1200	1200
6-Restaurants cafes, bars, public halls, function rooms	Patrons									
	Males	100	300	200	50	100	*50	50	200	200
	Females	25	50	**50				50	150	200
		* ý Where the number of male patrons exceeds 250, not less than 5 urinals must be provided plus one additional urinal for each additional 100 males in excess of 250								
		** ý Where the number of female patrons exceeds 250, not less than 6 closet fixtures must be provided plus one additional closet fixture for each 100 females in excess of 250								
9a- Health-care buildings	Patients-									
	Males	-	16	8				8	16	8
	Females	-	16	8				8	16	8
		Other facilities: One bath or shower for each 8 patients or part thereof.								
9b - Schools not being primary or secondary schools	Employees-									
	Males	15	35	20	25	50	25	15	30	15
	Females	5	20	15				15	30	15
	Students-									
	Males	30	70	70	30	70	35	20	40	40
	Females	10	20	20				20	40	40
9b-Early childhood centres	Children-	10	20	10				10	20	10
9b- Sporting venues, theatres, cinemas, art galleries or the like	Participants									
	Males	20	40	20	10	20	10	10	20	10
	Females	10	20	10				10	20	10
		Other facilities: One shower for each 10, or part, participants.								
	Spectators ý or patrons ý									
	Males	250	500	500	100	200	100	150	300	150 ý
	Females	75	150	75				150	300	150 ý

SUPERCEDED

9b- Churches, chapels or the like	Patrons										
	Males	300	800	500	200	400	200	250	500	250	
	Females	150	300	150				250	500	250	

SA Table F2.3a SANITARY FACILITIES FOR CLASS 9b PRIMARY AND SECONDARY SCHOOLS

Class of Building	User	Max Number Served by -									
		Closet pans				Urinals			Washbasins		
		1	2	Each extra up to 100	Each extra over 100	1	2	Each extra	1	2	Each extra
9b-schools being primary and secondary <i>schools</i>	Employees										
	Males	10	30	20		10	30	20	15	30	20
	Females	6	15	10					15	30	20
	Students										
	Males	20	50	50	100	10	50	100	10	50	75
	Females	10	25	25	50				10	50	75

Notes to Tables F2.3 and F2.3a:

- 1 **Urinals** - a urinal need not be provided where less than 10 males are employed.
- 2 **Unisex Facilities** - Instead of separate facilities for each sex, if not more than 6 persons are employed a unisex facility may be provided, comprising one closet pan, one washbasin, and means for disposal of sanitary towels.
- 3 In a building of more than one *storey* -
 - (a) \dot{y} where more than 50 persons are employed in a single *storey* ,sanitary facilities must be provided on that *storey*.
 - (b) sanitary facilities must not be more than 1 *storey* away from any work area.
- 4 **Use of public facilities** - Sanitary facilities for employees need not be separate from those required for public use in a Class 6 or 9b building other than a *school* or *early childhood centre*.
- 5 Sanitary facilities for the Public need not be provided in -
 - (a) \dot{y} a Class 6 building used as a department store or shopping centre if the building \dot{y} accommodates less than 600 persons; or \dot{y}
 - (b) \dot{y} a Class 6 building used as a restaurant, cafe, bar, public hall, function room or like building if the building accommodates less than 20 persons; or
 - (c) \dot{y} a Class 9b building used as a sporting venue, theatre, cinema, museum, art gallery or like building if the number of spectators or patrons accommodated is less than 100.
- 6 For females, adequate facilities for the disposal of sanitary napkins must be provided.
- 7 **Health Care Buildings** - in determining the numbers of facilities required, it is not necessary to include any person in a ward or bedroom which contains its own closet pan, washbasin and shower ensuite.

SA Table F2.4 SANITARY FACILITIES FOR PEOPLE WITH DISABILITIES

Table F2.4 is varied as follows:

- 1 by deleting the words "with a *floor area* more than 500 m² " that appear after the words "Class 5, 6, 7, 8 or 9 buildings"; and
- 2 by appending the following Note to the Table-

Note: The unisex water closet is recommended in areas used by the general public, eg. shopping centres, hotels, and the like where a disabled person may be accompanied by an attendant of the opposite sex. This type of toilet facility should be a public facility located so that access to it does not necessitate traversing an area reserved for one sex only.

After Table F2.4 insert SA F2.101 as follows:

SA F2.101 Locker and change rooms for employees

In a Class 6, 7, 8 or 9 building, the following facilities must be provided-

- (a) ý Where a change of clothing is not *required* as a consequence of employment, space for the installation of lockers at the rate of 0.4 m² per person (such space being either a locker room or within a common room or lunch room); or
- (b) ý Where a change of clothing is *required* as a consequence of employment, separate change rooms for each sex, being not less than 0.7 m² per person, and showers at the following rates-
 - (i) ý In a Class 8 building, one shower for every 10 or less persons; or
 - (ii) ý In a Class 6, 7 or 9 building, one shower for every 15 or less persons.

After F4.2(c) insert SA F4.2(d) as follows:

SA F4.2 Methods and Extent of Natural Lighting

- (d) ý In a playroom of an early childhood centre, required natural lighting must be provided by windows that have an aggregate light transmitting area, measured exclusive of framing members, glazing bars and other obstructions of not less than 12.5% of the floor area of the playroom.

After Part F5 add SA Part F6 as follows:

PART SA F6 RODENT PROTECTION

SA F6.101 Minimum separation between buildings

Every part of an *external wall* of a building must be no less than 600 mm from-

- (a) ý the *external wall* of any other building on the same *site*; or
- (b) any boundary of the *site*, unless that wall is on or abutting that boundary, unless the space between external columns is not infilled.

SECTION G ANCILLARY PROVISIONS

OBJECTIVES

SA PART G6 DANGEROUS SUBSTANCES STOREROOMS

Dangerous substance storerooms must be constructed so as to reduce the risk to life safety and property damage.

SA PART G7 ACCESS FOR MAINTENANCE

Where a building exceeds the reach of a normal ladder, provision must be made for safe access for minor maintenance and *window* cleaning.

SA PART G8 MISCELLANEOUS PROVISIONS

A collection of miscellaneous regulations basically associated with Health and Amenity that are not covered elsewhere.

Delete G1.1(b) and insert SA G1.1(b) and (c) as follows:

SA G1.1 Swimming pools

(b) √ Safety Fencing:

- (i) √ A *swimming pool* must have suitable barriers or safety fencing to restrict access by young children to the immediate pool surrounds.
- (ii) √ For a *swimming pool* associated with a Class 1, 2 or 3 building safety fencing located in accordance with AS 2818 clauses 9.2.2 or 9.2.3 or 9.2.4 and constructed in accordance with AS 1926 satisfies (b)(i).

(c) √ Pump Intakes:

- (i) √ A *swimming pool* must have at least two pump intakes not less than 800 mm apart and all intakes must have such dimensions or be otherwise protected so as to prevent any part of a child being trapped by suction.
- (ii) √ A skimmer box satisfies (c)(i) if it is located at least 100 mm from the edge of the pool and it has a basket access hole of 280 mm diameter or less and-
 - (A) √ it has a depth to the top of the leaf basket housing of not less than 200 mm; or
 - (B) √ a secondary intake to the system connects below the basket; or
 - (C) √ it has a cover resistant to opening by young children; or
 - (D) √ the basket access hole is no more than 150 mm in diameter.

PART G5 CONSTRUCTION IN BUSHFIRE PRONE AREAS

Delete G5.2 and insert SA G5.2 as follows:

SA G5.2 Protection deemed to satisfy

A building complies with G5.1 if it is provided with protection in accordance with Ministers Specification SA G5.101.

SA PART G6 DANGEROUS SUBSTANCES STOREROOMS

SA G6.101 Flammable liquids storerooms

A room intended to be used for storing flammable liquids must be sited, constructed and ventilated in such a way that there is no risk to the life or safety of the occupants of the building or structure in which the room is to be situated, or to the public generally.

SA G6.102 ý No storerooms in Class 1, 2, 3, 4, 5 and 9 buildings

A room in a Class 1, 2, 3, 4, 5 or 9 building must not be constructed as a storeroom for flammable liquids.

SA G6.103 Storerooms in Class 6,7 and 8 buildings

A room to be constructed in a Class 6, 7 or 8 building as a storeroom for flammable liquids must be sited, constructed and ventilated in accordance with AS 1940.

SA G6.104 ý Self-contained and isolated storerooms

A self-contained and isolated room intended to be used as a storeroom for flammable liquids must be sited, isolated, constructed and ventilated in accordance with AS 1940.

SA G6.105 ý Storerooms for class 6 and class 8 dangerous substances

A design for a room intended to be used as a storeroom for *class 6 substances* or *class 8 substances* must be referred to the Department of Labour for an opinion as to its suitability for the proposed use. A written opinion on its suitability must accompany the application for *approval* under the Act.

SA G6.106 ý Interpretation

For the purposes of this Part -

Class 6 substance means a class 6 substance within the meaning of the *Code*;

Class 8 substance means a class 8 substance within the meaning of the *Code*;

flammable liquid means a class 3 substance within the meaning of the *Code*; and

Code means the *Australian Code for the Transport of Dangerous Goods by Road and Rail*, published in the Commonwealth of Australia Gazette No.P8, 9 April,1984.

SA PART G7 ACCESS FOR MAINTENANCE**SA G7.101 ý Application of the Part**

Where any part of a *window* in a building other than a Class 1 or 10 building is more than 5.5 m above ground level, provision must be made for safe access to the external surface of the *window* for minor maintenance and cleaning.

SA G7.102 ý Provision of access deemed to satisfy

The requirements of SA G7.101 are satisfied if access is provided by any of the following methods-

- (a) ý by means of a movable gantry; or
- (b) ý by means of reversible pivoting sashes each of which has catches that secure the sash in either the normal or reversed position and give visual indication that the *window* is secure, provided that where a *window* sill is less than 900 mm above floor level, safety anchorages are provided; or
- (c) ý by means of safety harness, having all anchorages -
 - (i) ý designed and installed in accordance with AS 2626; and
 - (ii) ý constructed of *approved* corrosion resistant metal; or
- (d) ý by means of opening sashes, in which case the maximum reach to the farthest part of the *window* must not exceed 500 mm upwards or 1 m sideways or

downwards and provided that where the *window* sill is less than 900 mm above floor level, safety anchorages are provided; or

- (e) ý by means of ledges, sunhoods or balconies-
 - (i) ý that have a width of not less than 500 mm, a cross fall not greater than 1 in 12 and a handrail that conforms to AS 1657; or
 - (ii) ý that are equipped with safety anchorages; or
- (f) ý by other means *approved* by the Department of Labour.

SA PART G8 MISCELLANEOUS PROVISIONS

SA G8.101 Application of Part

The following miscellaneous provisions apply to all classes of buildings.

SA G8.102 Buildings containing stables, manure pits or pigsties

A building that is a stable or a pigsty, or contains a manure pit, must-

- (a) ý have a floor that is constructed of a suitable impervious material and is drained; and
- (b) ý have impervious walls, unless the Council approves otherwise; and
- (c) ý in the case of a manure pit, be fitted with suitable covers.

SA G8.103 Protection against lightning

A building that exceeds 10 m height must be assessed for vulnerability to lightning strike in accordance with Section 2 of AS 1768, and if that building accumulates a Risk Index of 15 or greater in that assessment it must be protected in accordance with AS 1768.

SA G8.104 Attachments to buildings

- (a) ý An attachment to a building that is in the nature of a balcony or awning, bridge, gangway, hoarding or trade sign, sky sign, mast, flagpole, tower, aerial or antenna, lantern, cathead, crane, chimney, flue or duct, or an installation for cleaning and maintenance access must-
 - (i) ý have all metal parts of corrosion resistant metal, or other metal suitably protected;
 - (ii) ý not overhang any street boundary at a height less than 2.5 m above the footpath, or 4 m above the roadway; and
 - (iii) ý be provided with drainage to prevent rain water or condensate falling onto or running across the footpath.
- (b) ý A balcony or awning that overhangs a street boundary-
 - (i) ý must not extend closer than 450 mm to the kerb of the roadway; and,
 - (ii) ý must be constructed of *non-combustible* materials throughout, except that timber battens may be used to support the soffit lining.

SA G8.105 Operating theatres

An operating theatre and any room ancillary to the operating theatre must-

- (a) ý comply with the provisions of AS 1169;
- (b) ý have a floor and walls impervious to a height of 1800 mm above the floor; and
- (c) ý where used for operations on humans, have finishes complying with the requirements of the Health Commission.

SA G8.106 Detached incinerators

A detached incinerator must be situated so that no part of that incinerator is less than 2 m from any boundary of the *site*, and every other building or structure on the *site*, or such greater distance as may be *required* in any area under the *Country Fires Act 1989*.

SA G8.107 Access for vehicles used in fire fighting

(a) ý A Class 2, 3, 5, 6, 7, 8 or 9 building must have at least one *exit* accessible for vehicles used in fire fighting.

(b) ý An *exit* is accessible for the purposes of (a) if it is no more than 8 m from-

(i) ý a street boundary; or

(ii) ý a space on the *site* that is accessible from a street, unobstructed except for a gate, and is not more than 20 m from a hydrant on the *site*.

SA G8.108 Kitchen exhaust hoods

(a) ý Kitchen exhaust hoods and exhaust ducts must be provided in a kitchen of a commercial kind in a Class 3, 5, 6, 7, 8 or 9 building to remove steam and fumes from all stoves, ovens, fryers and other like cooking appliances.

(b) ý A kitchen exhaust hood and exhaust duct complies with (a) if it is constructed in accordance with AS 1668 and the metal used is not less than-

(i) ý 1.2 mm thick if of carbon steel; or

(ii) 0.9 mm thick if of stainless steel.

INTRODUCTION ý

The Tasmania BCA Appendix includes variations from the requirements of the July 1990 edition of the Building Code of Australia (BCA) and additional requirements resulting from the consolidation in Tasmania of all building-related regulations into the BCA.

The variations from the requirements of the BCA apply to the construction or alteration of all buildings in Tasmania and the extra requirements apply to all workplaces and special-use buildings.

CONTENTS ý

This Appendix contains the BCA provisions that have been varied and additional provisions for application in Tasmania, as follows:

A - GENERAL PROVISIONS

Tas Specification A1.3 Standards Adopted by Reference

C - FIRE RESISTANCE

Tas C1.101 Non-combustible roofing

Tas Specification C1.9 Fire-resistance of Class 1 and 10 Buildings.

D - ACCESS AND EGRESS

Tas Table D1.13 Area per person according to use

E - SERVICES AND EQUIPMENT

Tas E1.1 Application of Part

Tas Table E1.5 Sprinklers

Tas E1.6 Portable fire extinguishers

Tas E1.7 Fire and smoke alarms

Tas Specification E1.7 Fire Detection and Alarm Systems

Tas Part E5 Maintenance of Safety Installations

F - HEALTH AND AMENITY

Tas F2.101 Urinals

Tas F2.102 Buildings containing earth closets

Tas F2.103 Slop-hoppers

Tas F4.101 Fixed natural ventilation

G - ANCILLARY PROVISIONS

Tas G1.1 Swimming pools

Tas G1.2 Refrigerated chambers, strong rooms and vaults

Tas G4.9 Fire Orders

Tas Part G101 PROJECTIONS OVER WAYS

- Tas G101.1 Construction and location of projections over ways
- Tas G101.2 Protection of ways

H - SPECIAL USE BUILDINGS ý**Tas Part H101 WORKPLACES**

- Tas H101.1 Application of Part
- Tas H101.2 Floor area
- Tas H101.3 Floor surfaces
- Tas H101.4 Floor drainage
- Tas H101.5 Floor covering
- Tas H101.6 Overhead clearance
- Tas H101.7 Lighting
- Tas H101.8 Ventilation
- Tas H101.9 Toilet facilities
- Tas H101.10 Hand washing facilities
- Tas H101.11 Shower facilities
- Tas H101.12 Change rooms
- Tas H101.13 Dining rooms
- Tas H101.14 Rest rooms
- Tas H101.15 First aid and health
- Tas H101.16 Doors

Tas Part H102 FOOD PREMISES

- Tas H102.1 Application of Part
- Tas H102.2 Definitions
- Tas H102.3 Floors, walls and ceilings
- Tas H102.4 Food stores
- Tas H102.5 Pests and contaminants
- Tas H102.6 Washbasins
- Tas H102.7 Glass washing apparatus
- Tas H102.8 Sinks
- Tas H102.9 Installation of equipment and fittings
- Tas H102.10 Drains
- Tas H102.11 Concealment of pipes
- Tas H102.12 Storage of materials and equipment
- Tas H102.13 Separation of work place
- Tas H102.14 Offensive material and trade waste
- Tas H102.15 Mechanical ventilation of kitchens
- Tas H102.16 Dairy produce

Tas Part H103 DINING ROOMS AND BAR ROOMS

- Tas H103.1 Application of Part
- Tas H103.2 Number of persons accommodated

SUPERCEDED

Tas H103.3	Access
Tas H103.4	Sanitary facilities
Tas H103.5	Insect proofing
Tas H103.6	Separation from other areas

Tas Part H104 BOTTLE SHOPS AT LICENSED PREMISES

Tas H104.1	Application of part
Tas H104.2	Drive-in bottle shops

Tas Part H105 ACCOMMODATION FACILITIES

Tas H105.1	Application of part
Tas H105.2	Definitions
Tas H105.3	Floor area of bedrooms
Tas H105.4	Eating areas
Tas H105.5	Cooking areas
Tas H105.6	Sanitary facilities in suites and units
Tas H105.7	Sanitary facilities in individual caravan sites
Tas H105.8	Communal sanitary facilities
Tas H105.9	Laundry facilities
Tas H105.10	Floors of sanitary and laundry facilities
Tas H105.11	Insect proofing
Tas H105.12	Doors on accommodation facilities

Tas Part H106 MEAT PREMISES

Tas H106.1	Application of Part
Tas H106.2	Australian Code of Practice for Construction and Equipment of Abattoirs
Tas H106.3	Walls
Tas H106.4	Ceilings
Tas H106.5	Floors
Tas H106.6	Kerbs
Tas H106.7	Lighting
Tas H106.8	Sanitary facilities
Tas H106.9	Ventilation
Tas H106.10	Doors
Tas H106.11	Windows
Tas H106.12	Rodent and vermin proofing
Tas H106.13	Drainage
Tas H106.14	Rendering facilities
Tas H106.15	Hanging room
Tas H106.16	By-products processing areas
Tas H106.17	Storage of waste offal
Tas H106.18	Storage of hides and skins
Tas H106.19	Boning rooms
Tas H106.20	Amenities for employees

SUPERCEDED

SUPERCEDED

Tas H106.21 Amenities for inspectors

Tas H106.22 Store rooms

Tas H106.23 Chillers and freezers

Tas Part H107 DAIRIES

Tas H107.1 Application of Part

Tas H107.2 General

Tas H107.3 Dairy house

Tas H107.4 Milking shed

Tas H107.5 Calf house

Tas H107.6 Water supply

Tas H107.7 Wash trough and wash basin

Tas H107.8 Drains

Tas Part H108 PHARMACIES

Tas H108.1 Application of Part

Tas H108.2 Definition

Tas H108.3 Pharmacy premises

Tas H108.4 Dispensary

Tas H108.5 Security of dispensary

Tas Part H109 HOSPITALS AND NURSING HOMES

Tas H109.1 Application of Part

Tas H109.2 Floor area of wards

Tas H109.3 Floors and walls

Tas H109.4 Grab rails

Tas H109.5 Insect proofing

Tas H109.6 Water temperature

Tas Part H110 PREMISES USED FOR ACTIVITIES INVOLVING SKIN PENETRATION

Tas H110.1 Application of Part

Tas H110.2 Sanitary facilities

Tas H110.3 Washbasins

Tas Part H111 DENTAL SURGERIES AND CHIROPRACTORS' PREMISES

Tas H111.1 Application of Part

Tas H111.2 Waiting room

Tas H111.3 Floor, walls and ceiling

Tas H111.4 Disposal of liquid wastes

Tas Part H112 MORTUARIES

Tas H112.1 Application of Part

Tas H112.2 Layout of mortuary

Tas H112.3 Construction of body preparation room

Tas H112.4 Water supply and sewerage

SUPERCEDED

Tas Part H113

FOUNDRIES

- Tas H113.1 Application of Part
- Tas H113.2 General
- Tas H113.3 Cupola charging platform
- Tas H113.4 Deep moulds and pits
- Tas H113.5 Pot furnaces

Tas Part H114

PREMISES FOR MANUFACTURING OR PROCESSING OF GLASS REINFORCED PLASTICS

- Tas H114.1 Application of Part
- Tas H114.2 Separation from other buildings
- Tas H114.3 Rise in storeys
- Tas H114.4 Maximum floor areas
- Tas H114.5 Required exits
- Tas H114.6 Hand laminating and spray depositing
- Tas H114.7 Ventilation
- Tas H114.8 Smoke and heat roof vents

Tas Part H115

PREMISES FOR PRODUCTION OR PROCESSING OF ISOCYANATES

- Tas H115.1 Application
- Tas H115.2 Areas of workplaces
- Tas H115.3 Separation from other areas and buildings
- Tas H115.4 Rise in storeys
- Tas H115.5 Maximum floor areas
- Tas H115.6 Required exits
- Tas H115.7 Bulk store for polyols and isocyanates
- Tas H115.8 Curing rooms

Tas Part H116

PREMISES FOR ELECTRO-PLATING, ELECTRO-POLISHING, ANODISING OR ETCHING

- Tas H116.1 Application of Part
- Tas H116.2 Floors
- Tas H116.3 Height of plating area
- Tas H116.4 Air space
- Tas H116.5 Ceiling construction

Tas Part H117

PREMISES FOR LEAD PROCESSING

- Tas H117.1 Application of Part
- Tas H117.2 Floors
- Tas H117.3 Height of lead processing areas
- Tas H117.4 Air space and floor space
- Tas H117.5 Interior of lead processing areas
- Tas H117.6 Dust collection
- Tas H117.7 Isolation of certain processes
- Tas H117.8 Drying room shelves

SUPERCEDED

Tas H117.9 Washing facilities

Tas H117.10 Change rooms

Tas Part H118 BOOTHS FOR SPRAY PAINTING OR SPRAY COATING

Tas H118.1 Application of Part

Tas H118.2 Structure of booths

Tas H118.3 Emergency exits

Tas H118.4 Doors

Tas H118.5 Exhaust systems

Tas H118.6 Ducts or flues of spray-bake booths

Tas Part H119 ELECTRICITY DISTRIBUTION SUBSTATIONS

Tas H119.1 Application

Tas H119.2 Building-type substations

Tas Part H120 PREMISES FOR STORAGE OF DANGEROUS GOODS

Tas H120.1 Application of Part

Tas H120.2 Interpretation

Tas H120.3 Class of dangerous goods

Tas H120.4 Premises for storage of dangerous goods

Tas H120.5 Workrooms

Tas H120.6 Exits

Tas H120.7 Explosion vents

Tas H120.8 Spill collection bunds

Tas H120.9 Electrical equipment

Tas Part H121 HAIRDRESSER'S PREMISES

Tas H121.1 Application of Part

Tas H121.2 Size of operating section

Tas H121.3 Premises in a residence

Tas H121.4 Sanitary facilities

Tas H121.5 Lighting

SECTION A GENERAL PROVISIONS ý

TAS SPECIFICATION A1.3 ý **STANDARDS ADOPTED BY REFERENCE**

Insert in Table 1 the following:

No.	Date	Title	BCA Clause(s)
AS 1926		Swimming pool safety	
Part 3 -	1993	Water reticulation and filtration systems	Tas G1.1
AS 1596-	1989	The storage and handling of liquefied petroleum gases. Amdt 1, Nov 1990 Amdt 2, July 1991	Tas H120.4

SUPERCEDED

SUPERCEDED

AS 1668		The use of mechanical ventilation and air-conditioning in buildings	Tas H102.15
Part 1-	1991	Fire and smoke control	
Part 2-	1991	Mechanical ventilation for acceptable indoor-air quality	
AS 1680		Interior lighting	Tas H101.7
Part 1-	1990	General principles	Tas H106.7
Part 2.0	1990	Recommendations for specific tasks and interiors Amdt 1, Dec 1992	
Part 2.1	1993	Circulation space and other general areas	
Part 2.2	1994	Office and screen based tasks	
Part 2.3	1994	Education and training facilities	
Part 3-	1991	Measurement of photometric data	
AS 1940-	1993	The storage and handling of flammable and combustible liquids.	Tas H120.4
AS 2022-	1983	Anhydrous ammonia- storage and handling. Amdt 1, Jan 1985	Tas H120.4
AS 2187		Explosives- storage, transport and use.	
Part 1-	1984	Storage and land transport.	Tas H120.4
AS 2381		Electrical equipment for explosive atmospheres - Selection, installation and maintenance	Tas H120.9
Part 1-	1991	General requirements Amdt 1, April 1992 Amdt 2, July 1993	
Part 2-	1993	flameproof enclosure d	
Part 6-	1993	Increased safety e	
Part 7-	1989	Intrinsic safety i	
Part 10-	1989	Equipment and combustible dust (Class 11) areas Amdt 1 July 1989	
AS 2430		Classification of hazardous areas	Tas H120.5
Part 1-	1987	Explosive gas atmospheres.	
Part 2-	1986	Combustible dusts.	
Part 3-	1991	Specific occupancies.	
AS 2507-	1984	The storage and handling of pesticides.	Tas H120.4
AS 2714-	1993	The storage and handling of hazardous chemical materials - Class 5.2 substances - Organic peroxides.	Tas H120.4
AS 2927-	1987	The storage and handling of liquefied chlorine gas. Amdt 1, June 1988	Tas H120.4
AS 3780-	1994	Storage and handling of corrosive substances	Tas H120.4
		Australian Code of Practice for Construction and Equipment of Abattoirs, 1986.	Tas H106.2
		Australian Code of Practice for Dairy Factories, 1986. ý	Tas H102.16
		HEC Substation Design and Construction Manual. ý	Tas H119.1, Tas H119.2

SUPERCEDED

SECTION C FIRE RESISTANCE

PART C1 FIRE RESISTANCE AND STABILITY

After C1.10 insert Tas C1.101 as follows:

Tas C1.101 Non-combustible roofing

- (a) ŷ Except as set out in (b) and (c), the roofs of all Class 2, 3, 4, 5, 6, 7, 8 and 9 buildings, of Type B or Type C construction, must be *non-combustible*.
- (b) ŷ Subject to B1.1, and Specification C1.1 Clauses 2.4 and 3.6 excluding paragraph (a) and (c), PVC, Acrylic, Polycarbonate and GRP sheeting may be used as a roof covering or canopy over a balcony, verandah, carport, covered way, *swimming pool*, barbeque area, or similar open structure which is attached to a Class 2, 3, 4, 5, 6, 7, 8, or 9 building.
- (c) ŷ The roof of a farm building may be covered with a *combustible* material if it complies with Specification C1.9, clauses Tas 101(c) and (d), for Classes 1 and 10 buildings.
- (d) ŷ A roof covered with any of the following materials satisfies (a)-
- (i) ŷ metal sheeting or tiles; or
 - (ii) ŷ slates; or
 - (iii) ŷ terracotta or cement roofing tiles; or
 - (iv) ŷ cement fibre sheeting or shingles; or
 - (v) ŷ asphalt shingles; or
 - (vi) ŷ built-up roofing covered with *non-combustible* material; or
 - (vii) ŷ concrete, granolithic, terrazzo, cement mortar, or other similar *non-combustible* materials.

TAS SPECIFICATION C1.9 ŷ FIRE-RESISTANCE OF CLASS 1 AND 10 BUILDINGS

After clause 8 insert clause Tas 101 as follows:

Tas 101 Roofing

- (a) ŷ Except as set out in (b) and (c), the roofs of all Class 1 and 10 buildings must be *non-combustible*.
- (b) ŷ Subject to B1.1, and Specification C1.9 Clause 9 excluding paragraph (a), PVC, Acrylic, Polycarbonate and GRP sheeting may be used as a roof covering or canopy over a balcony, *verandah*, carport, covered way, *swimming pool*, barbeque area, or similar open structure which is attached to a Class 1 or 10 building.
- (c) ŷ On any land zoned Rural (except Rural Residential) in the Municipality's or City's sealed Planning Scheme or Effective Interim Order, if a Class 1 or 10 building or a farm building is situated at a distance not less than shown in Tas Table 101, the roof of that building may be covered with a *combustible* material.

Tas TABLE 101 LOCATIONS OF BUILDINGS THAT MAY HAVE COMBUSTIBLE ROOFS

Building	Minimum Distance (m) from-		
	Wooden Building	Other Building	Allotment Boundary
Class 1 or 10	30	15	30

- (d) y Where in accordance with (c) a roof is covered with wood shingles or shakes over a *combustible* roof or ceiling, the shingles or shakes must be underlaid with a material having a *Flammability Index* not greater than 2.
- (e) y A roof covered with any of the following materials satisfies (a)-
- (i) y metal sheeting or tiles;
 - (ii) y slates;
 - (iii) y terracotta or cement roofing tiles;
 - (iv) y cement fibre sheeting or shingles;
 - (v) y asphalt shingles except on buildings with rise in storeys exceeding 2;
 - (vi) y built-up roofing covered with non-combustible material; or
 - (vii) y concrete, granolithic, terrazzo, cement mortar, or other similar non-combustible materials.

SECTION D ACCESS AND EGRESS y

PART D1 PROVISION FOR ESCAPE

In Table D1.13, delete references to-

Bar, cafe, church, dining room	1
Kitchen, laboratory, laundry	10

and insert references as follows:

Tas TABLE D1.13 AREA PER PERSON ACCORDING TO USE	
TYPE OF USE y	m ² per person
Bar room	0.5
Cafe, church, dining room	1
Kitchen, bar service area, food service area	10
Laboratory, laundry	10

SECTION E SERVICES AND EQUIPMENT

OBJECTIVES

Delete Objectives for Part E5:

TAS PART E5 MAINTENANCE

(deleted).

PART E1 FIRE FIGHTING EQUIPMENT

Delete E1.1 and insert Tas E1.1 as follows:

Tas E1.1 Application of Part

This Part does not apply to-

SUPERCEDED

- (a) a Class 10 building; and
- (b) except for E1.7, a Class 1 building.

Delete Table E1.5 and insert Tas Table E1.5 as follows:

Tas TABLE E1.5 REQUIREMENTS FOR SPRINKLERS	
OCCUPANCY	WHEN SPRINKLERS ARE REQUIRED
Carparks, other than <i>open-deck carparks</i>	In buildings where any of the following apply: <ul style="list-style-type: none">(a) More than 19 vehicles are accommodated;(b) Structural steel members with an FRL less than 60/-/- are incorporated; or(c) The floor level is more than 6 m below the level of the ground.

Delete E1.6:

Tas E1.6 Portable fire extinguishers

(deleted).

Delete E1.7(a) and insert Tas E1.7(a) as follows:

Tas E1.7 Fire and smoke alarms

- (a) An *automatic* fire detection and alarm system, designed to ensure the occupants are given adequate warning so they can evacuate the building in an emergency, must be installed in-
 - (i) a Class 1 building;
 - (ii) a Class 2 building where *required* by Clause 3.10 or Clause 4.3 of Specification C1.1; and
 - (iii) a Class 3 building accommodating more than 20 residents used as-
 - (A) the residential part of a *school*; or
 - (B) accommodation for the aged, children or people with disabilities; and
 - (iv) a Class 5 building or Class 6 building having an aggregate *floor area* of more than 1000 m²; and
 - (v) a Class 7 building having a *floor area* of more than 1000 m² in which furniture is stored; and
 - (vi) a Class 8 building which is a special fire hazard building and in which more than 25 persons are employed; and
 - (vii) a Class 9a building; and
 - (viii) a Class 9b building which is a *school* or *early childhood centre* or a creche which-
 - (A) is of more than 1 *storey*, or
 - (B) has a *storey* with a *floor area* more than 500 m²; and
 - (ix) a Class 9b building which is a theatre.

Delete Part E5:

TAS PART E5 MAINTENANCE

(Deleted).

SUPERCEDED

TAS SPECIFICATION E1.7 *ý* FIRE DETECTION AND ALARM SYSTEMS

Delete Clause 2(b) of Specification E1.7 and insert the following:

2. *ý* **Type of system**

(b) *ý* for a Class 1, 2 or 3 building or Class 4 part of a building, Clause 9 as permitted by Clause 8.

Delete Clause 3(a) and (b) of Specification E1.7 and insert the following:

3. *ý* **System monitoring**

(a) *ý* An *automatic* fire detection and alarm system must be connected to a fire station or other approved monitoring service where the system is-

(i) *ý* *required* in a-

(A) *ý* Class 3, 5, 6, 7, 8 or 9b building by Tas E1.7(a)(iii) to (ix); or

(B) *ý* Class 9a building by Tas E1.7(a)(vii), except where Clause 5(a)(ii) and (iii) of this Specification apply; or

(ii) *ý* installed in accordance with Specification E2.2 to satisfy the requirements of Part E2.

(b) *ý* An *automatic* fire detection and alarm system need not be connected to a fire station or other monitoring service where the system is-

(i) *ý* *required* in a-

(A) *ý* Class 1 building by Tas E1.7(a)(i); or

(B) *ý* Class 2 building by Tas E1.7(a)(ii); or

(ii) except where (a) applies, provided to satisfy the requirements of Part E2.

Delete the title of Clause 8 and the lead-in phrase of Clause 8(a) and insert the following:

8. *ý* **Class 1, 2 and 3 buildings and Class 4 parts of a building - Alternative system**

(a) *ý* In a Class 1 or 2 building or a Class 4 part of a building, an *automatic* smoke detection and alarm system must-

Delete the lead-in phrase of Clause 9(b) of Specification E1.7 and insert the following:

9. *ý* **Self-contained smoke alarms**

(b) *ý* In a Class 1a, 2 or 3 building or a Class 4 part of a building, self-contained smoke alarms must be installed in each dwelling or *sole-occupancy unit* in suitable locations on or near the ceiling in any *storey*-

SECTION F HEALTH AND AMENITY

PART F2 SANITARY FACILITIES

After F2.6 insert Tas F2.101 as follows:

Tas F2.101 Urinals

(a) Slab and stall type urinals

- (i) The floor in front of a slab or stall type urinal must be surfaced with suitable impervious material for a width of not less than 1.5 m and must be graded to the urinal channel and the remainder of the floor must be of the same or other impervious material graded to drain to a trapped outlet.
- (ii) A step may be installed in front of a slab or stall type urinal where structural or other constraints make such installation necessary.
- (iii) Where a step is installed it must be surfaced with suitable impervious material and must be graded to the urinal channel and the remainder of the floor must be of the same or other suitable material graded to drain to a trapped outlet.
- (iv) The surfacing referred to in (i) must be of sufficient thickness to cover the channel edge of the urinal by not less than 25 mm.

(b) Wall-hung urinals

- (i) A wall to which a wall-hung urinal is fixed must be surfaced with impervious material extending from the floor to 50 mm above the top of the urinal and at least 225 mm on each side of the urinals.
- (ii) The floor in a room in which a wall-hung urinal is installed must be surfaced with impervious material extending at least 400 mm beyond the front of the urinal and at least 225 mm on each side of the urinal and graded to drain over impervious material to a trapped outlet.

(c) **Framed buildings** - A room containing a urinal, if it has timber or steel framed walls must have the impervious flooring continued up the walls to a height of not less than 100 mm.

(d) **Provision for hosing down** - A tap for hosing down purposes must be provided in every urinal compartment.

(e) **Non-flushed urinals** - Urinals not connected to a sewerage system must comply with Tas F2.102.

After Tas F2.101 insert Tas F2.102 as follows:

Tas F2.102 Installation of closet fixtures

(a) If a sufficient sewerage system is not available, an authorised alternative means of disposal of night soil, may be installed.

(b) If sanitary facilities are not water-flushed, the following provisions apply.

- (i) A pit latrine, an incinerating toilet, a chemical toilet, a removable pan or a non-flushing urinal must not be within 2 m of a building containing habitable rooms.
- (ii) The floor on which a removable pan is placed must be impervious.
- (iii) A toilet room containing a composting toilet must be separated from habitable rooms by way of a permanently ventilated air lock (which may be a circulation space).
- (iv) The minimum ventilation *required* under (iii) shall be the greater of

SUPERCEDED

(A) $\geq 8000 \text{ mm}^2$; or

(B) $\geq 1/500^{\text{th}}$ of the *floor area* of the circulation space.

(v) \geq Access for maintenance or removal of waste from a composting toilet must be by way of an access door which opens directly to the outside of the building.

After Tas F2.102 insert Tas F2.103 as follows:

Tas F2.103 Slop-hoppers

Not less than one slop-hopper must be provided on any *storey* of a Class 9a building containing wards or bedrooms.

PART F4 LIGHT & VENTILATION

After F4.11 insert Tas F4.101 as follows:

Tas F4.101 Fixed natural ventilation

(a) \geq Except if mechanical ventilation or air-conditioning is provided, in rooms and areas listed in Tas Table F4.101, a fixed opening, of aggregate size not less than that shown in the Table, must be provided in addition to any adjustable opening.

TABLE F4.101 FIXED NATURAL VENTILATION

Building Class	Room to be ventilated	Size of fixed opening/ <i>floor area</i>
2, 3 and 4	(i) Common stairways	1/500
	(ii) Communal laundries	1/500
7	(i) Rooms for storage of polluting or noxious substances	1/350
8	All rooms	1/500*
9a	Store rooms	1/500
9b	(i) Assembly halls in <i>schools</i>	1/250
	(ii) Workshops in <i>schools</i>	1/250
Other than Class 1, 2, 4 or Class 10	(i) Pantries for food preparation rooms	1/500
	(ii) Washrooms	1/500*
	(iii) <i>Sanitary compartments</i>	1/350*
	(iv) Locker, meal and changerooms	1/500*
	(v) Boiler rooms	1/500*
	(vi) Plant, machinery rooms	1/250*
	(vii) Electrical switchboard rooms	1/250*
	(viii) Battery Rooms (other than lead acid)	1/500*

*Note: Not less than half of the fixed natural ventilation must be provided as high in the room as possible but not less than 2 above the floor.

(b) \geq Fixed natural ventilation may be provided by means of-

- (i) \geq openings in walls, clear of obstructions other than louvres or grilles; or
- (ii) \geq ceiling ventilators, including skylights and roof ventilators.

(c) \geq Where a fixed ventilation opening is associated with a duct, that duct must have a clear open *way* at least twice the *required* area of the opening.

(d) \geq Openings for fixed natural ventilation must be placed so as to let air out and, if the air entering by or around doors or by other openings is insufficient for adequate ventilation, additional openings for the entry of air must be provided.

SECTION G ANCILLARY PROVISIONS

OBJECTIVES

PART G1 MINOR STRUCTURES AND COMPONENTS

G1.1 ý Swimming pools

Insert Tas Objective (c) as follows:

- (c) ý *Swimming pools* must be designed and constructed to provide for the health and safety of swimmers and others.

G1.2 ý Refrigerated chambers, strong rooms and vaults

Delete Objective and insert Tas Objective as follows:

- (a) ý All refrigerated or cooling chambers must be constructed so that stored products will not be contaminated.
- (b) ý Refrigerated or cooling chambers, strong rooms or vaults which are capable of accommodating a person, must have adequate safety measures to facilitate escape and for alerting persons outside the chamber in the event of an emergency.

Add Objectives for Tas Part G101 as follows:

TAS PART G101 PROJECTIONS OVER WAYS

- (a) ý Projections over ways must not pose a danger to persons using the way nor to adjoining buildings.
- (b) ý Roofs of buildings and attachments to buildings must not allow stormwater to reach the way except by way of a drain.
- (c) ý Excavations must be protected to prevent any part of a way from subsiding into them.
- (d) ý Footings of a building must not project on to a way except if they are at sufficient depth.

PART G1 MINOR STRUCTURES AND COMPONENTS

Add Tas G1.1(c), (d), (e), (f), (g), (h) and (i) as follows:

Tas G1.1 Swimming pools

- (c) ý *Swimming pools* for the use of the public, a club, or an association, or in connection with Class 3,5, 6, 7, 8 or 9 buildings must-
- (i) ý be constructed of durable materials with smooth finishes;
- (ii) ý have sides vertical;
- (iii) ý in that part of the pool where the water depth is not more than 1.5 m, have the bottom or floor slope not steeper than 1 vertical to 15 horizontal;
- (iv) ý have the depth of water marked clearly and conspicuously on each side of the pool (at the shallow end and at the deep end);
- (v) ý not have diving boards installed where the water depth is less than 3.5 m;

SUPERCEDED

- (vi) \dot{y} have scum-gutters with opening not less than 150 mm if they are to provide hand-holds; and
- (vii) \dot{y} have the floor or bottom of the pool, except for the guide lines, of such colours that the light reflectance is not less than 60%.
- (d) \dot{y} For a public *swimming pool* or pool in which competitions are held-
 - (i) \dot{y} all steps into the pool must be recessed;
 - (ii) \dot{y} fittings must not project into the water area;
 - (iii) \dot{y} piping must not be bracketed to the sides to provide hand-holds;
 - (iv) \dot{y} surrounding concourses must be provided not less than 2 m wide, with a suitable non-slip surface, graded away from the pool and drained to waste; and
 - (v) \dot{y} dressing rooms with sanitary accommodation must be so located that bathers pass through that accommodation enroute to the *swimming pool*.
- (e) \dot{y} If the volume of a *swimming pool* exceeds 15 m³-
 - (i) \dot{y} an adequate water recirculation, disinfection and filtration system must be installed;
 - (ii) \dot{y} the inlet and outlet openings in a *swimming pool* for the purpose of water recirculation must be so located that water movement is continuous from inlet to outlet;
 - (iii) \dot{y} inlet and outlet openings, and skimmer boxes where provided, must comply with AS 1926.3;
 - (iv) \dot{y} recirculation of water in a *swimming pool* must be so designed that the pool contents are recirculated not less than once in the period shown in Tas Table G1.1(e); and
 - (v) \dot{y} water filtration rates must not exceed 12 250 L/m² of sand filter bed per hour, or an equivalent rate in other filter media.

Tas TABLE G1.1(e) RECIRCULATION OF WATER IN SWIMMING POOLS

Pool Type \dot{y}	Period
Outdoor Swimming Pool	6 hours
Indoor Swimming Pool	4 hours
Wading Pool	2 hours

- (f) \dot{y} Chlorine and chlorination equipment must be stored in an area or room separate from any part of the premises used by the public.
- (g) \dot{y} A chlorination room-
 - (i) \dot{y} must be built or shielded to avoid penetration by direct sunlight;
 - (ii) \dot{y} must not be in direct or indirect contact with any ventilation system serving any other part of the building;
 - (iii) \dot{y} must be located to avoid transfer of heat from any boiler or furnace;
 - (iv) \dot{y} must be provided with ventilation within 300 mm from the floor and 300 mm from the ceiling in the ratio, in each location, of not less than 1/150 of its *floor area*;
 - (v) \dot{y} must be provided with a clear glass window of such size and in such a position as will enable the operator working in any position inside the room to be observed from the outside;
 - (vi) \dot{y} must be provided with a door opening outwards and fitted with such fastenings as will ensure that the door can be opened easily from the outside or the inside without the use of a key while the operator is in the room; and

SUPERCEDED

SUPERCEDED

(vii) ŷ must be provided with a cabinet of the "break-the-glass" type on the outside, near to the door, for the purpose of holding a gas-mask intended for use in rescue work.

(h) ŷ Where no other suitable sanitary accommodation is provided sanitary facilities must be provided in accordance with Tas Table G1.1(h).

Tas TABLE G1.1(h) ŷ SANITARY FACILITIES AT SWIMMING POOLS

	Maximum Number Served by -					
	Closet Fixtures		Urinals		Wash Basins	
	1	Each Extra	1	Each Extra	1	Each Extra
Males	60	60	60	60	60	60
Females	40	40			60	60

(i) ŷ Where no other suitable shower facilities are provided, showers must be provided so that each shower serves up to 40 persons.

Delete G1.2 and insert Tas G1.2 as follows:

Tas G1.2 Refrigerated chambers, strong rooms and vaults

(a) ŷ A refrigerated chamber or cooling chamber installed in premises for storage of food must comply with the requirements for that premises, and must have-

- (i) ŷ internal and external panels adhered directly to the insulating core material to form an integral wall section with tight fitting edges resistant to penetration by liquids;
- (ii) ŷ every joint caulked with a water-resistant, flexible sealer and finished in such a manner as to prevent migration of liquids into the core;
- (iii) ŷ every intersection of walls with floors and walls with walls covered with a radius not less than 25 mm;
- (iv) ŷ exposed slot-head screws or open-headed pop rivets filled with sealer;
- (v) ŷ service pipes and conduits concealed in floors, walls or ceilings, if practicable, or fixed on brackets to provide clearances of not less than 25 mm between the pipe and a wall and 100 mm between the pipe and a floor;
- (vi) ŷ fittings not fixed over exposed pipes nor in a position to make difficult the cleaning of the pipe and surrounding area;
- (vii) ŷ rat proof construction, and any inaccessible spaces between the low temperature room and surrounding walls, ceilings and fixtures proof against rats and vermin.
- (viii) floors graded, as shown in Tas Table G1.2(a)(viii), to drains located outside the chamber as near as practicable to the door opening; and

Tas TABLE G1.2(a)(viii) ŷ FLOOR DRAINAGE OF REFRIGERATED OR COOLING CHAMBERS

	FLOOR SLOPE
Active chillers	not less than 1:50 ŷ
Other chambers	not less than 1:100 ŷ

(ix) ŷ drainage from cooling units within the chamber constructed in accordance with Tas Table G1.2(a)(ix), draining to a trapped outlet located outside the chamber.

Tas TABLE G1.2(a)(ix) ŷ DRAINAGE FROM COOLING UNITS WITHIN REFRIGERATED CHAMBERS

Wall-mounted cooling units -

SUPERCEDED

SUPERCEDED

drain water must be contained and removed by either a wall-mounted channel or a spoon drain located under the coil.

Floor-mounted cooling units -

drain water must be confined by kerbs, of a height not less than 150 mm, and directed to a trapped drain outlet.

Ceiling-mounted cooling units -

drain water must be confined by suitable insulated drip trays directly connected to the drainage system.

- (b) ý A refrigerated chamber or cooling chamber which is of sufficient size for a person to enter must have-
- (i) ý an escape door with a clear width not less than 600 mm and a clear height not less than 1.5 m and able to be opened from inside without a key;
 - (ii) ý a pilot light or illuminated sign clearly indicating the position of each escape door;
 - (iii) ý an external continuous or intermittent warning light or a buzzer bell, operated by chains or illuminated buttons suspended or fixed inside the chamber near each door, and positioned near each door so as to be visible or audible at a constantly manned place.
 - (iv) ý an indicator lamp positioned outside the chamber which is illuminated when the interior lights of the chamber are switched on by a switch conveniently located inside the chamber.
- (c) ý A strong room or vault in a building must have-
- (i) ý internal lighting controllable only from within the room or vault;
 - (ii) ý a pilot light located outside the room or vault but controllable only by the switch for the internal lighting; and
 - (iii) ý a suitable alarm device located outside but controllable only from within the chamber, room or vault.
- (d) ý Doors of refrigerated chambers, cooling chambers, strong rooms or vaults which are operated electrically or pneumatically must be capable of being opened by hand.

PART G4 CONSTRUCTION IN ALPINE AREAS

Delete G4.9:

Tas G4.9 Fire orders

(deleted).

After Part G5 insert Tas Part G101 as follows:

TAS PART G101 PROJECTIONS OVER WAYS

Tas G101.1 Construction and location of projections over ways

(a) ý In this Part the following meanings apply:

Awning means a cover projecting from a building to provide shelter or shade for people outside the building.

Balcony means a permanent projection from a building, designed to be walked, stood or sat on, and which is not roofed.

Kerb-line means the line of the carriageway edge of the kerb or, where there is no kerb, the line of the carriageway edge of the kerb if there was one.

SUPERCEDED

SUPERCEDED

Verandah means a permanent, roofed projection from a building, designed to be walked, stood or sat on.

Way includes a public road, street, alley or footpath.

- (b) √ Every bridge connecting buildings over a *way* must be of *non-combustible* material.
- (c) √ Every *awning* and balcony which projects over a *way* must be supported entirely from the building to which it is attached.
- (d) √ A *verandah* must not project over a *way*.
- (e) √ Every part of a building which projects over a *way* must comply with Tas Table G101.1.

Tas TABLE G101.1 PROJECTIONS OVER WAYS √

Heights above ground or footpath level

<i>Awnings</i>	2.7 m
Shades or sunblinds (when not in use), signs, lamps or the like	2.4 m
Other projections	3.0 m

Maximum Distance of projection over a way

Awnings-

- (i) √ *non-combustible* not beyond a line 450 mm from the plumb of the kerb-line
- (ii) √ *combustible* 1.0 m

Balconies

1.0 m

Other projections-

- (i) √ in streets more than 15 m wide 900 mm
 - (ii) √ in streets not more than 15 m wide 600 mm
-

Note :

- (i) √ A door, gate, window, sash, or shutter is not deemed to open outwards unless, when open to its utmost extent, some part of it projects beyond the boundary line of the *way*
 - (ii) √ The total width of all the oriel windows and turrets projecting onto a *way* in any wall of any *storey* of a building, taken together, must not exceed 3/5 of the length of that wall on the level of that *storey*
-

- (f) √ Any *combustible awning* which projects over away must not extend to within 1.5 m of an adjoining building.

After Tas G101.1 insert Tas G101.2 as follows:

Tas G101.2 Protection of ways

- (a) √ Every roof of a building, and every *verandah*, balcony, or other similar projection or projecting window must be so designed and built as to prevent stormwater from it from dropping on, running over, or seeping under any *way*.
- (b) √ The roof of any *awning* that extends more than 1.0 m over a *way* must be drained to a down pipe.
- (c) √ Down-pipes from *awnings-*
 - (i) √ must not project beyond the boundary of a *way*; and
 - (ii) √ must be of steel or provided with a protective cover to a height of 2 m from the path.
- (d) √ Any excavation must be protected, by shoring or otherwise, as necessary to prevent subsidence into the excavation of any part of a *way* adjoining it.
- (e) √ Footings must not extend beyond the boundary of a *way* other than as shown in Tas Table G101.2.

SUPERCEDED

Tas TABLE G101.2 PROJECTION OF FOOTINGS ý

Depth of top of footing below ground level	Maximum permissible projection
Less than 1.3 m	Nil
1.3 m to 3.0 m	450 mm
Exceeding 3.0 m	750 mm

SECTION H SPECIAL USE BUILDINGS ý**OBJECTIVES**

Insert Objectives for Tas Part H101 as follows:

Tas Part H101 Workplaces

Every workplace must be constructed in a manner that will provide for the safety, health and welfare of workers using that workplace.

Insert Objectives for Tas Part H102 as follows:

Tas Part H102 Food Premises

Each building or part of a building used as food premises must be able to be used in such a manner that food products do not become contaminated.

Insert Objectives for Tas Part H103 as follows:

Tas Part H103 Dining Rooms and Bar Services

Dining rooms and bar rooms must provide for the comfort, convenience and health of customers.

Insert Objectives for Tas Part H104 as follows:

Tas Part H104 Bottle Shops at Licensed Premises

Bottle shops, with adequate storage facilities, must provide for display of goods for sale and for shelter of customers.

Insert Objectives for Tas Part H105 as follows:

Tas Part H105 Accommodation Facilities

Accommodation facilities must provide for the comfort, convenience and security of travellers.

Insert Objectives for Tas Part H106 as follows:

Tas Part H106 Meat Premises

Meat premises must be constructed in such a manner that-

- (a) contamination of edile products can be avoided;
- (b) the premises can be easily cleaned; and
- (c) suitable amenities are provided for employees and inspectors.

SUPERCEDED

Insert Objectives for Tas Part H107 as follows:

Tas Part H107 ý Dairies

Dairies must be constructed in such a manner that contamination of milk can be avoided.

Insert Objectives for Tas Part H108 as follows:

Tas Part H108 ý Pharmacies

Pharmacies must be able to be secured against entry and the interior must be able to be supervised by a pharmacist.

Insert Objectives for Tas Part H109 as follows:

Tas Part H109 ý Hospitals and Nursing Homes

Hospitals and nursing homes must be able to be easily cleaned and must have adequate space for patients.

Insert Objectives for Tas Part H110 as follows:

Tas Part H110 ý Premises for Activities Involving Skin Penetration

Premises for activities involving skin penetration must provide for cleanliness of staff and comfort of customers.

Insert Objectives for Tas Part H111 as follows:

Tas Part H111 ý Dental Surgeries and Chiropractors' Premises

Dental surgeries and chiropractors' premises must be able to be easily cleaned and must have a waiting room for patients.

Insert Objectives for Tas Part H112 as follows:

Tas Part H112 ý Mortuaries

Mortuaries must be constructed in a manner that will ensure the health of staff and the general public.

Insert Objectives for Tas Part H113 as follows:

Tas Part H113 ý Foundries

Foundries must provide for the comfort and safety of workers on the premises.

Insert Objectives for Tas Part H114 as follows:

Tas Part H114 ý Premises for Manufacture or Processing of Glass-reinforced Plastic

Premises for manufacture or processing of glass-reinforced plastic must-

- (a) ý provide for the safety and comfort of workers; and
- (b) ý be constructed in a manner that will avoid the spread of fire within the building and to other buildings.

Insert Objectives for Tas Part H115 as follows:

Tas Part H115 ý Premises for the Production or Processing of Isocyanates

Premises for the production or processing of isocyanates must-

SUPERCEDED

SUPERCEDED

- (a) ý provide for the safety and comfort of workers; and
- (b) ý be constructed in a manner that will avoid the spread of fire within the building and to other buildings.

Insert Objectives for Tas Part H116 as follows:

Tas Part H116 ý Premises for Electro-plating, Electro-Polishing, Anodising or Etching

Premises for electro-plating, electro-polishing, anodising or etching must-

- (a) ý provide for the safety and comfort of workers; and
- (b) ý be constructed in a manner that will prevent the escape of liquids and atmospheric contaminants to other areas of the building.

Insert Objectives for Tas Part H117 as follows:

Tas Part H117 ý Premises for Lead Processing

Premises for lead processing must-

- (a) ý provide for the safety and comfort of workers; and
- (b) ý be constructed in a manner that will minimise the lodgement of dust and must be capable of being flushed with water.

Insert Objectives for Tas Part H118 as follows:

Tas Part H118 ý Booths for Spray-painting or Spray-Coating

Booths for spray-painting or spray-coating must-

- (a) ý be constructed of *non-combustible* materials;
- (b) ý have adequate means of escape; and
- (c) ý have suitable means of extracting harmful fumes from the booth.

Insert Objectives for Tas Part H119 as follows:

Tas Part H119 ý Electricity Distribution Substations

Building-type electricity distribution substations must be housed in buildings that are tamper-proof, vermin-proof and weatherproof, and have adequate means of escape.

Insert Objectives for Tas Part H120 as follows:

Tas Part H120 ý Premises for Storage of Dangerous Goods

Premises for storage of dangerous goods must-

- (a) ý provide for the safety and comfort of workers in the premises; and
- (b) ý be constructed so as not to be a danger to other people or buildings.

Insert Objectives for Tas Part H121 as follows:

Tas Part H121 ý Hairdresser's Premises

Hairdresser's premises must be of adequate size and amenity.

SUPERCEDED

After Part H1 insert Tas Part H101 as follows:

PART TAS H101 WORKPLACES

Tas H101.1 Application of Part

This Part is applicable to every building or part of a building used as a workplace to which the *Industrial Safety, Health and Welfare (Administrative and General) Regulations 1979* apply.

Tas H101.2 Floor area

- (a) √ The *floor area* of each office must be 7 m² or sufficient to provide 4 m² for each occupant, whichever is the greater.
- (b) √ Each floor plan dimension of any room which is a workplace must be greater than 2.5 m.

Tas H101.3 Floor surfaces

- (a) √ Every floor in a work place must have an even, unbroken slip-resistant surface, free from holes, indentations, projections or other obstructions that might create tripping or stumbling hazards.
- (b) √ Where the nature of the process is such that spillage of liquids is likely to occur, or where it is necessary for the floors to be cleansed with water or other liquids-
 - (i) √ the floors must be surfaced with materials that are impervious to the penetration of liquids likely to be spilt or used in the process of cleaning; and
 - (ii) √ the joints between the floors and the walls must be sealed with an impervious material and finished in such a manner that the joint is concavely rounded.

Tas H101.4 Floor drainage

- (a) √ Floors in a workplace must be graded to drain off liquids which must be carried away and disposed of by means of open paved channels, covered drains or pipes.
- (b) √ Floors graded as shown in Tas Table H101.4 satisfy (a).

Tas TABLE H101.4 SLOPES OF FLOORS FOR DRAINAGE

Wash (or hose-down) areas	1:25
Wet (or mop-down) areas	1:50
Dry areas	1:100

- (c) √ Where the effluent from drains is likely to be offensive it must be intercepted by suitable deodorising tanks.
- (d) √ Wherever practicable, drains to carry off spilt liquids should be planned so that the liquids are intercepted close to the point of spillage and not allowed to spread over the working surface of the floor.

Tas H101.5 Floor covering

- (a) √ Where workers stand in substantially the one location while working on a floor of brick, metal, stone or other similar material, those floors or sections thereof, must be covered with-
 - (i) √ wood, rubber, linoleum, resilient types of plastic tiles;
 - (ii) √ suitable compositions containing asphalt, rubber, cork, magnesite; or
 - (iii) √ other semi-resilient, thermally non-conductive materials on which the workers may stand.
- (b) √ Fixed coverings for local sections of floors must be inset flush with the main floor.

Tas H101.6 Overhead clearance

Pipes, fixtures and similar objects running above a passage or walkway must be fixed at a height to provide a clear distance not less than 2.1 m measured from the floor to the lowest part of the object.

Tas H101.7 Lighting

Workplaces must be designed so that artificial lighting can, without structural alteration, be made to comply with AS 1680.

Tas H101.8 Ventilation

- (a) Every workplace must be ventilated to remove offensive gases, vapours, fumes, dust or other airborne impurities.
- (b) The discharge from mechanical ventilation must be constructed to prevent recirculation of the impurities.

Tas H101.9 Toilet facilities

- (a) Where practicable, toilet facilities must be located in the same building as the workplace or change room that they serve.
- (b) Toilet facilities which are not located in the same building as the workplace they serve must-
 - (i) be sited within the boundary of the premises;
 - (ii) be housed in a fully roofed and clad building;
 - (iii) be located at a distance not greater than 100 m from any workplace they serve; and
 - (iv) have provided, at every entrance doorway giving direct access to the interior of the building, a full length door fitted with a suitable locking device.
- (c) Every closet must be fitted with a door capable of being fastened on the inside.

Tas H101.10 Hand washing facilities

- (a) Hand washing facilities must be located in change rooms or in wash rooms accessible to change rooms and must be placed where they can be conveniently used by persons before eating meals and after using toilet facilities.
- (b) Where hand washing facilities are located in a change room, the *floor area* allowed for the change room must be increased by the area *required* for the washing equipment and its use.
- (c) Hand washing facilities include wash basins, wash troughs and circular ablution fountains.

Tas H101.11 Shower facilities

- (a) Where the work engaged upon is such that a change of clothing is necessary, showers with hot and cold running water must be provided at the rate of not less than shown in Tas Table H101.11.

Tas TABLE H101.11 SHOWERS IN WORK PLACES

Hot, arduous or dirty industries :	1 for every 15 employees
Light, clean industries :	1 for every 25 employees

- (b) Shower rooms must be located immediately adjacent to change rooms and urinal facilities, but urinal facilities may be provided in male shower rooms.
- (c) Separate and distinct shower accommodation must be provided for male and female employees.

Tas H101.12 Change rooms

Where change rooms are *required* by the *Industrial Safety, Health and Welfare (Administration and General) Regulations*, they must comply with Tas Table H101.12.

Tas TABLE H101.12 CHANGE ROOMS \dot{y}

Minimum area of room-

for each person requiring to change clothes:	0.5 m ²
for each person not requiring to change clothes:	0.3 m ²

Minimum free floor space-

between lockers facing one another:	1.5 m ²
between locker face and a wall:	1.0 m ²
free floor area:	2.0 m ²

Tas H101.13 Dining rooms

(a) \dot{y} In any work place which is a factory or shop a dining area or dining room must be provided as set out in Tas Table H101.13.

Tas TABLE H101.13 DINING AREAS AND DINING ROOMS \dot{y}

For 10 or less employees: a suitable dining area separate from any working area:

Dining areas must be provided with adequate and hygienic facilities for the washing of eating utensils and for the storage of utensils where they will be protected from dust or vermin.

For more than 10 employees: a conveniently located dining room separate from any work room or work area:

Dining Rooms must be equipped with a dishwashing sink supplied with hot and cold water, draining board and cupboards in which foodstuffs and crockery can be stored free from dust and vermin, except that the provision of running water shall not apply where a reticulated water service cannot be made available.

NOTE: Where up to 15 persons of the same sex are employed, a combined change room/dining room may be provided.

(b) \dot{y} In buildings to be used as offices, there must be provided on each *storey*, in a location accessible to all tenants, an area containing a dishwashing sink supplied with hot and cold water, cupboard storage for food stuffs and utensils, and facilities for boiling water. Such areas must not be located in toilets, wash-rooms, or change rooms.

Tas H101.14 Rest rooms

Where 20 or more females are employed, a separate rest room, with convenient access to sanitary accommodation, must be provided in accordance with Tas Table H101.14.

Tas TABLE H101.14 FLOOR AREAS OF REST ROOMS

m ² of floor area	6	9	12	15	Each extra 3
Max. number of females served:	100	200	300	400	200

NOTE: Where a first aid room or health centre is provided the rest room may be adjacent to it or part of it.

Tas H101.15 First aid rooms and health centres

Unless *required* otherwise under *Industrial Safety, Health and Welfare (Administration and General) Regulations 1979-*

(a) \dot{y} in every workplace, other than a shop or office, where the number of employees working on the premises exceeds 300 at any time, a self-contained health centre must be provided, at ground level if practicable, with *floor area* not less than 45 m², which includes-

SUPERCEDED

- (i) ý treatment room with a *floor area* of at least 14 m²;
 - (ii) ý separate waiting room;
 - (iii) ý separate recovery room;
 - (iv) ý separate combined office and consulting room;
 - (v) ý toilet with air lock and washbasin with clean, hot and cold, running water;
 - (vi) ý store room or adequate storage cupboards; and
 - (vii) ý walls, floors and ceilings impervious to moisture, easy to clean, free from cracks, ledges and sharp angles and finished in a light colour.
- (b) ý In every workplace where the number of employees exceeds 150 at any time and where a health centre has not been provided, a first aid room must be provided, suitably located with convenient access, readily accessible to sanitary accommodation, having a *floor area* not less than 14 m² and clearly marked "FIRST AID".

Tas H101.16 Doors

- (a) ý **Roller-shutter door:** Every power operated, roller-shutter door must be fitted with a continuous-pressure, manual switch for control of downward movement.
- (b) ý **Automatic-closing doors:** A suitable switch, controlled by a photo-electric device, must be fitted to stop or reverse the closing travel if a person or object should obtrude into the line of travel of the closing door.
- (c) ý **Sliding-door:** Every sliding door must be installed in such a manner that it will not derail or over-run its normal travel.

After Tas Part H101 insert Tas Part H102 as follows:

TAS PART H102 FOOD PREMISES

Tas H102.1 Application of part

- (a) ý This part applies to all premises, rooms, compartments or places used in relation to the manufacture, preparation, storage, packing, carriage or delivery of food for sale and to which the following apply-
 - (i) ý *Public Health (Food Hygiene) Regulations, 1977;*
 - (ii) ý *Dairy Produce Regulations 1971;* or
 - (iii) ý *Liquor and Accommodation Act 1990.*
- (b) ý Premises to which this Part applies include, but are not limited to-
 - (i) ý bakehouses;
 - (ii) ý bar service areas;
 - (iii) ý premises for boning, curing, canning, mincing, pre-packing or other similar process of preparation of meat for sale;
 - (iv) ý butcher's shops;
 - (v) ý eating houses and tea shops;
 - (vi) ý fish shops;
 - (vii) ý kitchens in eating houses, restaurants, guest-houses, motels and hotels;
 - (viii) ý rooms for processing, manufacturing, packing, etc of dairy products, ice blocks, ices, meat-for-sale, shell-fish, or other fish;
 - (ix) ý small goods factories;
 - (x) ý take-away-food stores; and
 - (xi) ý breweries and wineries.

SUPERCEDED

SUPERCEDED

- (c) ý This part does not apply to-
- (i) ý boarding houses or the like classified as Class 1 buildings; or
 - (ii) ý tents, buildings or other structures used temporarily for serving meals to the public at any fair, show, race meeting or other public sports, games or amusements.

Tas H102.2 Definitions

In this part, words and meanings as defined in *the Public Health(Food Hygiene) Regulations 1977*, the *Dairy Produce Regulations 1971*, and *Liquor and Accommodation Act 1990* apply.

Tas H102.3 Floors, walls and ceilings

- (a) ý Each floor, wall and ceiling of the premises must have a surface that is -
- (i) ý durable, rigid, impervious to water, non-absorbent, non- toxic and smooth enough to be easily cleaned; and
 - (ii) ý free from cracks, crevices and other defects.
- (b) ý If the floor is subject to wet cleaning by hosing down or if activities are carried out where liquids are discharged on to the floor, the floor must be graded to trapped floor waste outlets connected to a drainage installation.
- (c) ý Each wall must be free from skirtings, architraves, picture rails or other ledges that could provide lodgement for dirt.
- (d) ý All angles between the walls and the floor must be coved to permit ease of cleaning.
- (e) ý All angles between walls and all joints in walls must be sealed.
- (f) ý All walls and ceilings must be finished in light colour, and if painted, must be washable.
- (g) ý Sub-clauses (a), (b), (c), (d), (e) and (f) do not apply to areas used only by customers and they do not apply to walls and ceilings in a premises or place-
- (i) ý used for the storage or display for sale of food that is wholly enclosed in protective packages;
 - (ii) ý used for the storage for sale of fruit and vegetables; or
 - (iii) ý in which all food for sale is completely enclosed and otherwise protected from contamination by processing plants, other appliances, or other means.

Tas H102.4 Food store

Every eating house must have a dry-food store.

Tas H102.5 Pests and contaminants

- (a) ý The exterior of a food premises must be constructed to exclude pests and contaminants.
- (b) ý Premises which are provided with-
- (i) ý fly-proof, external windows and *self-closing* fly proof doors, or
 - (ii) ý if customers are served outside the premises through an opening, an appliance for the elimination of flies and mechanical ventilation adequate to exhaust air through the opening at a rate of not less than 5 litres per second for each square metre of opening, satisfies (a) as it applies to insects.

Tas H102.6 Washbasins

Each premises or place for preparation or storage of food for sale must be provided with not less than one washbasin, supplied with hot and cold water, in or within reasonable proximity of those areas where the nature of the activities performed is such that hands are likely to be a source of contamination of food.

SUPERCEDED

Tas H102.7 Glass washing apparatus

Every bar service area must have a suitable glass washing apparatus in accordance with Circular 330/110, dated 22 May 1984, from the Minister for Health.

Tas H102.8 Sinks

- (a) Each premises must be provided with a double bowl sink or tub of stainless steel supplied with-
 - (i) hot and cold water; and
 - (ii) an integral drainer on at least one side.
- (b) If a sink is installed adjacent to a wall or other vertical surface, it must be fitted with an integral flashing to that wall or vertical surface to a height of not less than 150 mm.
- (c) The sink must be provided with an integral surround not less than 150 mm wide except on sides with an integral flashing as in (b).

Tas H102.9 Installation of equipment and fittings

- (a) Each item of equipment or fitting in a premises which is not capable of being moved easily must be installed-
 - (i) so that the area underneath the item can be easily cleaned; or
 - (ii) on a solid base or plinth constructed of impervious material similar to the flooring material.
- (b) A plinth must be-
 - (i) not less than 75 mm high;
 - (ii) finished to a smooth even surface and rounded at exposed edges to facilitate cleaning;
 - (iii) coved at intersections with floor and walls.

Tas H102.10 Drains

A grease trap, a gully trap or an untrapped opening connected directly with a drain or sewer, must not be installed in a room used for preparation, processing, packing or storing of food for sale.

Tas H102.11 Concealment of pipes

Where practicable, service pipes should be concealed beneath the surface of walls, floors, or ceilings, otherwise, pipes are to be fixed clear of the wall, floor, or ceiling, at such distance as to facilitate cleaning.

Tas H102.12 Storage of materials and equipment

Separate areas for the storage of fuel, cleaning compounds and general maintenance equipment must be provided so as to prevent the contamination of the product in the event of a spillage or any other form of breakdown.

Tas H102.13 Separation of work place

A room where food for sale is to be processed, manufactured, prepared, deposited, treated, stored or packed, must not have direct communication with a room containing sanitary facilities, living quarters, laundry, bathroom or garage or a room where animals are housed.

Tas H102.14 Offensive material and trade waste

If offensive material or trade waste is stored, a separate area must be provided which-

- (a) is paved and easily cleanable;
- (b) is graded to drain to a suitable drainage system;

SUPERCEDED

- (c) is fitted with metal racks capable of holding storage receptacles not less than 300 mm above the paved area; and
- (d) has available a supply of water under pressure.

Tas H102.15 Mechanical ventilation of kitchens

- (a) \checkmark Where cooking or extensive heating which emits greasy vapours is done in a kitchen serving an eating house, accommodation facility or take-away food store, a suitable mechanical ventilating exhaust system must be provided.
- (b) \checkmark A mechanical ventilating exhaust system complying with the requirements of AS 1668.1 and AS 1668.2 satisfies (a).

Tas H102.16 Dairy produce

- (a) \checkmark Definition:
Dairy produce means milk, cream, butter, cheese, condensed milk, ice-cream and any other product of milk and includes margarine and dairy blend.
- (b) \checkmark Premises designed and constructed in compliance with the Australian Code of Practice for Dairy Factories satisfy the special requirements of this code for premises to be used for the manufacture of *dairy produce*.

After Tas Part H102 insert Tas Part H103 as follows:

TAS PART H103 DINING ROOMS AND BAR ROOMS

Tas H103.1 Application of Part

This Part applies to-

- (a) \checkmark dining rooms in eating houses as covered by the *Public Health (Food Hygiene) Regulations 1977*; and
- (b) \checkmark dining rooms and bar rooms (excluding bar service areas) in licensed premises covered by the *Liquor and Accommodation Act 1990*.

Tas H103.2 Number of persons accommodated

- (a) \checkmark The number of diners in a dining room, or customers in a bar room, for whom *exits* and sanitary facilities are provided, must be calculated on the basis of-
 - (i) \checkmark one diner for each 1 m² of *floor area* of the dining room; and
 - (ii) \checkmark one customer for each 0.5 m² of *floor area* of the bar room.
- (b) \checkmark The *floor areas*, for the purpose of (a), do not include any part-
 - (i) \checkmark used as a dance floor;
 - (ii) \checkmark used by a band, orchestra or group of persons providing entertainment for diners; or
 - (iii) \checkmark set aside for display or serving food or drink, which must be calculated separately.

Tas H103.3 * * * * *

Tas H103.4 Sanitary facilities

- (a) \checkmark Separate sanitary facilities for males and females must be provided in close proximity to each dining room and bar room in licensed premises.
- (b) \checkmark Where the sanitary facilities are not accessed from within the dining room or bar area, reasonable protection from the elements must be provided for the patrons.

SUPERCEDED

Tas H103.5 Insect proofing

- (a) \dot{y} Subject to sub-clause (b) every opening window of a dining room must be fitted with an efficient, insect-proof window screen, and every exterior doorway giving access to a dining room must be fitted with an efficient, insect-proof, *self-closing* door.
- (b) \dot{y} A dining room, lounge and entrance hall, or other area adjacent thereto, which is fitted with appliances for the elimination of flies and insects, by electricity or otherwise, satisfies (a).

Tas H103.6 Separation from other areas

A dining room must not have direct opening to sanitary facilities, living quarters, a laundry, bathroom or garage or a room where animals are housed.

After Tas Part H103 insert Tas Part H104 as follows:

TAS PART H104 BOTTLE SHOPS AT LICENSED PREMISES

Tas H104.1 Application of Part

This part is applicable to drive-in bottle shops at premises licenced under the *Liquor and Accommodation Act 1990* to sell liquor.

Tas H104.2 Drive-in bottle shops

A drive-in bottle shop must-

- (a) \dot{y} have storage area, display area and refrigeration facilities; and
- (b) \dot{y} provide protection from rain for persons when purchasing liquor or inspecting the range of liquor offered for sale from that bottle shop.

Add Tas Part H105 as follows:

TAS PART H105 ACCOMMODATION FACILITIES

Tas H105.1 Application of Part

This Part applies to every form of accommodation facility for travellers covered by the *Liquor and Accommodation Act 1990*.

Tas H105.2 Definitions \dot{y}

Bed and breakfast establishment means a guest house. \dot{y}

Bedroom means a room for sleeping to be occupied by one or more people travelling together and may have sanitary facilities attached to the room

Dormitory means a room for sleeping to be occupied by-

- (a) \dot{y} people of the same sex; or
- (b) \dot{y} a family.

Tas H105.3 Floor area of bedrooms

- (a) \dot{y} The *floor area* of the main bedroom or only bedroom in a *sole-occupancy unit* must be not less than 8.5 m² for the first person with additional space of 3 m² for each other person to be accommodated.
- (b) \dot{y} The *floor area* of any bedroom, other than the main *bedroom*, must be not less than-
- (i) \dot{y} 7.5 m² for a room accommodating one person; or
- (ii) \dot{y} 9.0 m² for a room accommodating two persons; or
- (iii) \dot{y} 9.0 m² for two persons, plus additional 3.5 m² for each person in excess of two accommodated in the room.
- (c) \dot{y} The *floor area* of a *dormitory* must be not less than-

SUPERCEDED

- (i) ý 4.0 m² per person accommodated in beds; and
 - (ii) ý 2.5 m² per person accommodated in two-tiered bunks; and
 - (iii) ý 2.0 m² per person accommodated in three-tiered bunks.
- (d) ý For the purposes of (a), (b) and (c), the area occupied by an attached bathroom, toilet, living, dining, kitchenette or access area must not be included in the area of a *bedroom* or *dormitory*.
- (e) ý The size of *dormitories* to be provided at an accommodation facility must be on the basis of equal numbers of males and females.
- (f) ý This clause does not apply to unregistrable relocatable dwellings.

Tas H105.4 Eating areas

- (a) ý Except in Class 1b *bed and breakfast establishments*, dining rooms, where provided in accommodation facilities, for travellers must comply with the requirements of Tas Part H103.
- (b) ý An eating area must be provided in each *sole-occupancy unit* for which meals are provided for consumption in the unit or in which occupants prepare their own meals.
- (c) ý A communal eating room must be provided in each hostel or *bed and breakfast establishment* with space equivalent to 1 m² for each person who can be accommodated in that hostel or *bed and breakfast establishment*.

Tas H105.5 Cooking areas

- (a) ý Kitchens, attached to dining rooms or in which meals are prepared and cooked for delivery to guests or for sale to customers, must comply with the requirements of Tas Part H102.
- (b) ý Each holiday unit must be provided with a cooking area with space for-
- (i) ý food storage;
 - (ii) ý a refrigerator; and
 - (iii) ý free standing stove or wall oven and cooking top or equivalent.
- (c) ý Each holiday cabin must be provided with space for -
- (i) ý food storage; and
 - (ii) ý an appliance for cooking.
- (d) ý Each hostel must be provided with space for-
- (i) ý sufficient appliances for cooking;
 - (ii) ý refrigeration; and
 - (iii) ý food storage.
- (e) ý Each cooking area must be provided with an adequate supply of potable hot and cold water.

Tas H105.6 Sanitary facilities in suites and units

Each suite and holiday unit must be provided, within the suite or unit, with sanitary facilities which include-

- (a) ý a bath or shower or both, together or separate;
- (b) ý a water closet; and
- (c) ý a washbasin.

Tas H105.7 Sanitary facilities at individual caravan sites

Where provided at individual caravan sites sanitary facilities must include a shower cubicle, water closet and a washbasin.

SUPERCEDED

Tas H105.8 Communal sanitary facilities

- (a) ý Communal sanitary facilities must be provided for travellers accommodated in a hotel or *bed and breakfast establishment* in accordance with Table F2.1, and must be situated-
- (i) ý conveniently in relation to the travellers' *bedrooms* for which the units are provided; and
 - (ii) ý in such a position as to be capable of being entered from within the premises.
- (b) ý Separate communal sanitary facilities must be provided for travellers of each sex accommodated in holiday cabins, hostels, *bed and breakfast establishments*, caravan parks or camping grounds in accordance with Tas Table H105.8 except that in a Class 1b *bed and breakfast establishment*, one communal sanitary facility may be provided if it serves a family or group travelling together and the proprietor has separate facilities.
- (c) ý For male travellers one third of closet pans may be replaced by urinals.
- (d) ý In calculating the numbers of facilities to be provided under (a) and (b) the following must not be included in the communal sanitary facilities to be provided for travellers-
- (i) ý those provided for use by the proprietor, his family and his employees; or
 - (ii) ý those provided for the sole use by persons occupying accommodation or caravan sites with sanitary facilities attached.
- (e) ý Washbasins may be installed in a separate communal area for each sex.
- (f) ý Where communal toilets are located in a building separate from communal washing facilities, washbasins must be installed in the toilet building at the rate of one washbasin for each three toilets in the building.
- (g) ý Communal sanitary facilities for females must have adequate means for disposal of sanitary towels.

Tas TABLE H105.8 COMMUNAL SANITARY FACILITIES FOR TRAVELLERS

Holiday cabins, hostels, *bed and breakfast establishments*, caravan parks or camping grounds-

Max. Number of Males or Females Served by:	1	Each Extra
Closet Fixture(s)	10	15
Wash Basin(s)	10	15
Shower	10	15

Tas H105.9 Location of facilities

- (a) ý In a hostel, communal sanitary facilities must be situated-
- (i) ý at a distance no greater than 100 m from the travellers' *bedrooms* or dormitories in the hostel or residential camp in respect of which the units are provided; and
 - (ii) ý in such a position as to be capable of being entered from within the hostel or residential camp premises.
- (b) ý At holiday cabins, communal sanitary facilities must be situated conveniently in relation to the cabins for which the units are provided, being in no case more than 100 m or less than 6 m from any of those holiday cabins.
- (c) ý In a caravan park the communal sanitary facilities must be situated-
- (i) ý at a distance no greater than 100 m and no less than 6 m from any caravan site; and
 - (ii) ý in such a position as to be entered from within the park.

SUPERCEDED

- (d) ý In camping grounds the communal sanitary facilities must be situated-
- (i) ý conveniently in relation to that area of the camping ground on which caravans may be parked or tents erected; and
 - (ii) ý in such a position as to be entered from within the camping ground.

Tas H105.10 Doors and windows on communal facilities

- (a) ý Every external doorway giving direct access to the interior of a building containing a sanitary facility or a laundry, or a group of sanitary facilities or laundries must be provided with a full-length door fitted with a suitable locking device.
- (b) ý A doorway giving access to a bathroom, shower-cubicle, or toilet closet within a building containing communal sanitary facilities must be provided with a door of such size as to allow for adequate space to be left open between the top and bottom of the door and the head of the doorway and the floor respectively, whilst still ensuring the privacy of the user.
- (c) ý Each door referred to in (b) must be fitted with a suitable means of fastening to ensure the privacy of the user and must be capable of being opened from the outside in an emergency.
- (d) ý Every window serving a sanitary facility must be glazed with obscured glass.

Tas H105.11 Laundry facilities

- (a) ý Communal laundry facilities must be provided at the rate shown in Tas Table H105.11 for use by occupants for whom individual laundry units have not been provided.
- (b) ý A water supply must be capable of providing ample hot and cold, potable water to the unit.
- (c) ý A laundry unit must include space for-
- (i) ý one washing machine;
 - (ii) ý one wash trough; and
 - (iii) ý one ironing board or ironing table.
- (d) ý Drying units for washed clothes must be provided with space for-
- (i) ý 6 m of clothes line; or
 - (ii) ý one heater dryer for each laundry unit.

Tas TABLE H105.11 NUMBERS SERVED BY LAUNDRY UNITS ý

Units served	One Laundry unit serves	Each Extra Laundry unit serves
<i>Bedrooms in hotels, motels or bed and breakfast establishments</i>	10	20
Holiday units or holiday cabins: ý	7	7
Sites in Caravan Parks or camping grounds:	15 ý	20
Travellers in hostels: ý	30	30

Note: In calculating the number of communal units to be provided those *sole-occupancy units* with attached laundry units need not be included.

Tas H105.12 Floors of sanitary facilities and laundry facilities

The floor of a building or part of a building containing communal sanitary facilities or communal laundry facilities must-

- (a) ý have an impervious, smooth, non-slip surface which must be continued up all walls to a height of 150 mm above floor level;
- (b) ý have the junctions between the floor and walls coved for easy cleaning;

SUPERCEDED

SUPERCEDED

(c) ý be graded to a floor waste; and

(d) ý not be painted.

Tas H105.13 ý Insect proofing

Every accommodation facility must be rendered insect-proof by the fitting of-

(a) ý an insect-proof screen on at least one openable window in each room and every fireplace in that unit; and

(b) ý a *self-closing* insect-proof door to every outside door way of that unit.

Tas H105.14 ý Doors on accommodation facilities

(a) ý An external door to a *bedroom*, suite or dormitory must be-

(i) ý fitted with a suitable locking device; and

(ii) ý capable of being locked from inside the *bedroom*, suite or dormitory.

(b) ý Every internal door in an accommodation facility must be fitted with latching device capable of being opened from either side in an emergency.

After Tas Part H105 insert Tas Part H106 as follows:

TAS PART H106 MEAT PREMISES

Tas H106.1 ý Application of Part

This Part is applicable to abattoirs, slaughter houses, poultry abattoirs, game-meat processing works and pet food works licenced under the *Meat Hygiene Act 1985*.

Tas H106.2 ý Australian Code of Practice for Construction and Equipment of Abattoirs

Premises built in accordance with the requirements of the Australian Code of Practice for Construction and Equipment of Abattoirs will be deemed to comply with this Part.

Tas H106.3 ý Walls

(a) ý The walls of meat premises must be constructed so that-

(i) ý the internal surface of walls and the surface of all support pillars or posts are constructed of a suitable light coloured smooth impervious, non-toxic material which is easy to clean and disinfect, to a height of at least 1.8 m from the upper surface of the flooring but must be to a greater appropriate height if the slaughtering, dressing, and processing are to be carried out above this height;

(ii) ý internal surfaces of walls have a light coloured smooth continuous surface that is rust resistant, and resistant to or protected from impact damage and not readily subject to chipping, flaking or crazing;

(iii) ý all joints and interior angles formed by the junction of wall to wall must be sealed and the angles must be coved for easy cleaning.

(b) ý The inside surface of walls built on plinths must be flush with the inside surface of the plinth.

Tas H106.4 ý Ceilings

(a) ý Where a ceiling is provided it must be-

(i) ý sufficiently clear of the roof to allow inspection and servicing;

(ii) ý at a height from the upper surface of the flooring to permit and allow for the slaughtering and processing procedures to be performed in an hygienic manner;

(iii) ý constructed of smooth, rigid, light coloured materials; and

SUPERCEDED

SUPERCEDED

- (iv) ý properly finished around the perimeter so as to exclude insects, vermin and dust.
- (b) ý Where ceilings are not provided-
 - (i) ý the internal roof surfaces must be capable of easy cleaning;
 - (ii) ý equipment and fittings must be installed in a manner which facilitates easy cleaning of the internal roof surfaces; and
 - (iii) ý the junction of the roof to the walls must be so constructed and finished as to exclude insects, vermin, and dust.

Tas H106.5 Floors

- (a) ý The floors of meat premises must be constructed of suitable heavy duty, impervious, non-toxic material which is easy to clean and disinfect and must have surfaces which will minimize the risk of slipping.
- (b) ý Floors must be evenly graded to a floor waste or outlet of minimum diameter 100 mm fitted with P or S-shaped traps.
- (c) ý All floor to wall and floor to kerb junctions must be coved for easy cleaning.

Tas H106.6 Kerbs

A kerb must be at least 300 mm high and where concrete is used for kerbing, it must be trowelled to an even, impervious surface.

Tas H106.7 Lighting

- (a) ý Adequate natural or artificial lighting which does not distort colours should be provided throughout the establishment.
- (b) ý The intensity of light provided should be in accordance with AS 1680.
- (c) ý Light bulbs and fixtures suspended over meat in any stage of preparation should be of a safety type or otherwise protected to prevent contamination of meat and meat products in case of breakage.

Tas H106.8 Sanitary facilities

- (a) ý Meat premises must be provided with ready access to toilet and hand washing facilities.
- (b) ý Any toilet must not be in direct communication with any processing area;
- (c) ý All human sewage effluent must be kept entirely separate from trade wastes and trade effluent drainage lines within the plant.
- (d) ý An appropriate number of washbasins, operated by means of a foot pedal or by other suitable means, must be installed throughout the plant with hot and cold running water to provide warm water at every basin while slaughtering or processing is in progress.

Tas H106.9 Ventilation

- (a) ý Meat premises must be ventilated adequately to prevent excessive heat, steam, and condensation and to ensure that the air of premises is not contaminated with odours, dust, vapour, or smoke.
- (b) ý Mechanical ventilation must be capable of producing more than 4 air changes per hour.
- (c) ý Air intakes must be located so as to avoid the intake of air contaminated with dust or odours.
- (d) ý Where a roof mounted cooling system discharges into a room, the discharge must not be located over edible products.

SUPERCEDED

Tas H106.10 Doors

The doors and doorways of meat premises must be constructed so that-

- (i) √ doors are provided on all external doorways;
- (ii) √ doorways, passageways, or openings through which products are transferred by rail, trolley or conveyor are of such a width that the products do not touch walls or door jambs;
- (iii) √ all door jambs and doors are smoothly finished and constructed of impervious rust-resistant materials; and
- (iv) √ all external doorways are fitted with *self-closing*, rust-resistant screen doors or fitted with suitable devices to prevent the entry of insects and vermin into the meat premises.

Tas H106.11 Windows

(a) √ All windows in meat premises must-

- (i) √ be constructed of smoothly finished rust-resistant material;
- (ii) √ be fitted flush to the inside walling to prevent projection of the interior sills where possible;
- (iii) √ be fitted with whole panes;
- (iv) √ where capable of being opened, be fitted with effective rust-resistant screens (capable of easy removal for cleaning) to exclude insects and vermin; and
- (v) √ be of a non-opening type where they face an area which produces noxious odours.

(b) √ Internal sills must slope at an angle of 45 degrees.

Tas H106.12 Rodent and vermin proofing

Buildings must be constructed so as to be rodent and vermin proof.

Tas H106.13 Drainage

(a) √ Drainage lines must be-

- (i) √ trapped with P or S shaped traps;
- (ii) √ properly vented to the outside air; and
- (iii) √ equipped with effective rodent screens.

(b) √ Drainage lines must be not less than 200 mm in internal diameter where used for paunch and stomach contents, and not less than 100 mm in internal diameter where used for other than paunch and stomach contents.

(c) √ Floor drainage must be directed to a save-all or other suitable means of removing solids and suspended fats which must-

- (i) √ not be located within the immediate vicinity of an edible area; and
- (ii) √ be constructed with paved and drained surrounds and be capable of being readily cleaned.

(d) √ Drainage lines from toilet bowls and urinals-

- (i) √ must not be connected with other drainage lines within the plant;
- (ii) √ must discharge into a suitable sewerage or effluent system; and
- (iii) √ must be located so that if leakage develops, it will not affect the product, material used in association with the product, or equipment.

(e) √ Spoon drains on slaughter floors must-

- (i) √ be provided to follow the course of the dressing rail; and
- (ii) √ be connected to drainage lines at suitable places.

SUPERCEDED

- (f) ý Spoon drains or floors graded to strategically located outlets must be provided in processing rooms.
- (g) ý Box channel drains-
 - (i) ý may be used in processing rooms provided the channel directs drainage to suitably located drainage lines;
 - (ii) ý must be covered by a grating;
 - (iii) ý must have coving at the junction of the base and upright of the drain; and
 - (iv) ý must not be excessively deep.
- (h) ý Drainage lines in upstairs processing departments must be arranged so that traps and lines do not pass through edible meat departments at the lower level.
- (i) ý In a poultry abattoir, a catchpit, capable of excluding feathers from any drain or sewer, must be provided.

Tas H106.14 Rendering facilities

- (a) ý Buildings housing plant or equipment for rendering inedible products, other than those using dry rendering methods, must be located not less than 27 m from any building in which animals are slaughtered or dressed, or in which meat or material used in association with meat is treated or stored.
- (b) ý Milling, bagging, bulk storage and load-out operations associated with rendering must be separate from edible product departments.
- (c) ý Hand washing facilities must be provided, where dead stock is handled.

Tas H106.15 Hanging room

- (a) ý Where it is intended to hold carcasses in meat premises and where a chiller is not provided in those premises, the premises must be provided with a hanging room to store the maximum number of carcasses to be held or to be slaughtered in any one day.
- (b) ý The hanging room referred to in (a) must be so constructed that it is part of the slaughtering works, complies with the general requirements of Tas H106.23 is in direct communication with the slaughtering floor, has ventilation or cooling facility to ensure that the temperature will not rise above 16° Celsius, and has sufficient rail length and space to allow each carcass to hang freely without contacting adjacent carcasses or walls.

Tas H106.16 By-Products processing areas

- (a) ý The by-products processing area must be in an area separated by a wall from the slaughter floor and from all areas handling inedible material.
- (b) ý The by-products processing areas and the area for the processing of edible fats must conform to the same construction requirements as for the meat premises.

Tas H106.17 Storage of waste offal

- (a) ý Meat premises must be provided with a room for the temporary storage of waste offal, condemned or inedible meat and other waste materials.
- (b) ý The room referred to in (a) must-
 - (i) ý be capable of handling one day's waste;
 - (ii) ý be readily accessible from the slaughtering and dressing area;
 - (iii) ý be provided with a doorway leading directly to the exterior of the meat premises, for the purpose of readily removing waste materials and condemned or inedible materials from the room.

SUPERCEDED

Tas H106.18 Storage of hides and skins

- (a) ý Hides and skins which are temporarily held in meat premises while awaiting removal, must be held in a room or shed completely separated by a wall from the slaughter floor, edible products processing area, and inedible products processing area.
- (b) ý The storage place must have an impervious floor properly graded, drained and kerbed.
- (c) ý Proper facilities must be provided in or adjacent to the hide and skin room or shed for the storage of salt and other items used in the curing, treatment, and storage of hides and skins.

Tas H106.19 Boning rooms

Boning rooms must have refrigeration units of sufficient capacity to maintain the room area at a temperature no higher than 10° Celsius.

Tas H106.20 Amenities for employees

Change rooms and sanitary facilities must be provided at premises for employees so that-

- (a) ý access to the amenities is achieved without employees from edible products processing area having to pass through waste products areas or employees from waste products areas having to pass through edible products processing areas;
- (b) ý all internal ledges are sloped downwards at an angle of not less than 45° to the horizontal.
- (c) ý the rooms are ventilated to provide a minimum of 4 air changes per hour;
- (d) ý the fresh air intake is located so that air is not contaminated and air introduced by mechanical equipment is filtered to exclude dust and vermin.

Tas H106.21 Amenities for inspectors

In meat premises licenced as an abattoir-

- (a) ý change rooms, showers and toilets must be provided for inspectors at the meat premises separate from the amenities provided for employees;
- (b) ý office accommodation for inspectors must be provided-
 - (i) ý separate from office accommodation provided for the persons engaged in the management of the meat premises;
 - (ii) ý with *floor area* not less than 9 m²; and
 - (iii) ý with linear dimensions not less than 2 m; and
- (c) ý where there are two or more inspectors accommodated at a meat premises, a dining area of suitable size must be provided in a room other than the dining area provided for employees.

Tas H106.22 Store rooms

- (a) ý Rooms for the storage of packaging material must not have air connection with rooms utilised for the storage of cleaning compounds, chemicals and other like materials.
- (b) ý Where the cleaning materials store adjoins the slaughter floor or other edible department, the opening must be fitted with a full-height, *self-closing* door.

Tas H106.23 Chillers and freezers

A chiller or freezer for edible products must be constructed so that it complies with general requirements of Tas G1.2 and also must be constructed so that-

- (a) ý it is located in association with an edible products processing area;
- (b) ý it has sufficient space available to accommodate the product of one day's kill in such a manner that the cooling air flow is able to contact all surfaces of the product;

SUPERCEDED

- (c) ý the load area associated with chillers and freezers must be provided with a protective *awning*.

After Tas Part H106 insert Tas Part H107 as follows:

TAS PART H107 DAIRIES

Tas H107.1 Application of Part

This Part is applicable to every dairy as covered by the *Dairy Produce Regulations 1971*.

Tas H107.2 General

- (a) ý A dairy-

- (i) ý must have-

(A) ý a milking shed in which cows are milked; and

(B) ý a cow yard in which cows are held while waiting to be milked; and

- (ii) ý may have-

(A) ý a dairy house for the treatment and storage of dairy produce and for cleansing and storage of dairy utensils; and

(B) ý a calf house in which calves are kept and fed.

- (b) ý The milking shed and the dairy house must be located-

(i) on a well-drained position, free from contamination from any water closet, drain, stagnant water, manure, offensive trade or other source; and

(ii) ý so that good sanitation can be obtained;

(iii) ý not less than 45 m from a building or yard in which other animals or poultry are kept.

- (c) ý A milking shed and a dairy house must be separated so that there is no direct access between the two.

- (d) ý If the milking shed and dairy house are constructed under the one roof they-

- (i) ý must be separated by-

(A) ý a single wall extending the full width of the roof and from the floor to the underside of the roof; or

(B) ý a space, not less than 1 m wide, with the wall on the side of the milking shed extending from the floor to a height equal to the height of the other walls of the milking shed and the wall on the side of the dairy house extending from the floor to the underside of the roof.

(ii) ý If the separation is by a single wall then the wall must have no openings other than *required* for pipes connected to a milking machine.

(iii) ý If the separation is by two walls and a space between, then-

(A) ý access between the two may be by one *self-closing* door in each wall; and

(B) ý the space must be ventilated by openings, at each end, not less than 0.5 m² each.

Tas H107.3 Dairy house

- (a) ý A dairy house must-

(i) ý be constructed so as to prevent the entry of dust, pests and domestic animals; and

(ii) ý have all openings fitted with fly-proof screens.

- (b) ý The *floor area* of a dairy house must not be less than 12 m².

SUPERCEDED

SUPERCEDED

- (c) ý The floor of a dairy must be-
 - (i) ý durable and impervious; and
 - (ii) ý must be graded to drain to a suitable drainage system.
- (d) ý The walls of a dairy house-
 - (i) ý if of timber, must be carried on dwarf walls not less than 1 m high; or
 - (ii) ý if of other than concrete or brick, must be carried on plinths, of concrete or other suitable material, not less than 150 mm high.
- (e) ý In a dairy house the joints between wall sections and between walls and plinths must be well sealed to prevent entry of water or harbouring of pests.
- (f) ý (i) All inner surfaces of the walls of a dairy house must be finished in a manner not to afford lodgement for dust, dirt, birds or vermin; and
 - (ii) ý All interior surfaces in a dairy house must be rendered smooth, to a height not less than 1 m above the floor level, and sealed and painted with a durable paint.
- (g) ý A ceiling must be provided to every dairy house which must-
 - (i) ý have a smooth, rigid surface that is free from cracks, crevices and other defects; and
 - (ii) ý be constructed in a manner that offers the least possible lodgement for dust and flies or other insects; and
 - (iii) ý be finished in a light colour; and
 - (iv) ý be washable.
- (h) ý (i) Access to a dairy house shall be by a doorway which is not less than 1 m from a milking shed or a cow yard.
 - (ii) ý Each exterior doorway entrance to a dairy house must have a concrete apron, the full width of the doorway and extending out 1 m from the wall.
 - (iii) ý Every door into a dairy house must be hung so as to be self-closing.
- (i) ý Ventilation of a dairy house must be provided by-
 - (i) ý openings, each not less than 0.6 m², in two *external walls*; and
 - (ii) ý openings, each 250 mm long and 150 mm high, not higher than 300 mm above the level of the floor, in two *external walls*, opposite if possible.
- (j) ý If an enclosed horizontal tank is installed, then it may be positioned through an external wall of the dairy house if-
 - (i) ý the tank is effectively insulated; and
 - (ii) ý the outlet, man-hole and any other openings are inside the dairy house; and
 - (iii) ý the part of the tank outside of the dairy house is mounted on an impervious concrete floor that is sloped to drain away from the dairy house; and
 - (iv) ý the opening in the wall surrounding the tank is sealed to prevent the entry of dust, pests and domestic animals.

Tas H107.4 Milking shed

- (a) ý The walls of a milking shed-
 - (i) ý if of timber, must be carried on dwarf walls not less than 1 m high; or
 - (ii) ý if of other than concrete or brick, must be carried on plinths, of concrete or other suitable material, not less than 150 mm high.
- (b) ý In a milking shed, the joints between wall sections and between walls and plinths must be well sealed to prevent entry of water or harbouring of pests.

SUPERCEDED

SUPERCEDED

- (c) ý All interior surfaces in a milking shed must be rendered smooth, to a height not less than 1 m above the floor level, sealed and painted with a durable paint.
- (d) ý The floor of a milking shed must be-
 - (i) ý durable and impervious; and
 - (ii) ý must be graded to drain to a suitable drainage system.
- (e) ý If a milking shed is wholly enclosed, it must be ventilated by adequate openings in the walls or roof.

Tas H107.5 Calf house

- (a) ý A calf house must not be located at a distance less than 9 m from a dairy house.
- (b) ý If a calf house is located within 45 m of a dairy house then the floor must be-
 - (i) ý of concrete; and
 - (ii) ý sloped to carry water and refuse away from the dairy house and milking shed to a suitable drain; and
 - (iii) ý provided, around the perimeter, with a kerb not less than 150 mm high.
- (c) ý The floor of a feeding section of a calf house must be-
 - (i) ý impervious; and
 - (ii) ý graded so that all washings flow to a suitable drain.

Tas H107.6 Water supply

- (a) ý Water supplied to a dairy must be adequate and of suitable quality for cleansing utensils and premises.
- (b) ý A supply of potable water, under pressure, will satisfy (a).

Tas H107.7 Wash trough and wash-basin

- (a) ý A trough, constructed of impervious material and fitted with a plug and drainage outlet, must be provided in a dairy house for washing utensils and equipment.
- (b) ý A washbasin must be provided at the dairy and supplied with running water for washing milkers' hands.

Tas H107.8 Drains

- (a) ý Any washings or drainings from a milking shed, dairy house or calf house must, where practicable, be carried away in an impervious drain for a distance not less than 9 m from the milking shed and the dairy house.
- (b) ý A manure sump must not be installed in a drain, referred to in (a), at a distance less than 9 m from a dairy house.
- (c) ý A drain must not lead directly into a sewer unless it is effectively trapped.

After Tas Part H107 insert Tas Part H108 as follows:

TAS PART H108 PHARMACIES

Tas H108.1 Application of Part

This Part applies to all pharmacies to which the *Pharmacy Regulations 1966* apply.

Tas H108.2 Definition

In this Part the following meaning applies-

Dispensary means the room or area within a pharmacy or other premises which a registered pharmaceutical chemist uses for the compounding or dispensing of prescriptions, medicines or drugs.

SUPERCEDED

Tas H108.3 Pharmacy premises

- (a) √ Each *premises* used as a pharmacy must have-
- (i) √ a dispensary for the compounding or dispensing of drugs and for the storage of material used in dispensing;
 - (ii) √ space for the storage of narcotic substances and poisons as *required* by the *Poisons Regulations 1975*;
 - (iii) √ a place for unpacking containers or cases and goods; and
 - (iv) √ a room for storing merchandise not used in dispensing.
- (b) √ A pharmacy may have an area set aside for retailing merchandise that is not compounded or dispensed.

Tas.H108.4 Dispensary

- (a) √ A *dispensary* must be located-
- (i) √ within a pharmacy in a position to enable a person in the dispensary to supervise the dispensary, storage areas for narcotic substances and poisons, the entrances to unpacking areas and areas for storing other substances, and the retail area; and
 - (ii) √ separate from any place where goods are unpacked or where general merchandise, not used in dispensing, is stored.
- (b) √ Each *dispensary* must be provided with-
- (i) √ a sink and drainage board of impervious material moulded or manufactured in one piece;
 - (ii) √ a reticulated supply of hot and a cold water capable of providing to the sink adequate quantities of water for dispensing purposes; and
 - (iii) √ space for a dispensing bench with a working area not less than 1.4 m².

Tas H108.5 Security of dispensary

- (a) √ Every *dispensary* and enclosure set aside for the storage of narcotic substances and poisons must be able to be secured against entry.
- (b) √ If a *dispensary* is located in a pharmacy that is capable of being secured against entry at all times while the dispensary is not in use, then the dispensary is deemed to be secured against entry.

After Tas Part H108 insert Tas Part H109 as follows:

TAS PART H109 HOSPITALS AND NURSING HOMES**Tas H109.1 Application of Part**

This Part applies to every hospital or nursing home.

Tas H109.2 Floor area of wards

The *floor area* of each ward or bedroom must be sufficient to provide not less than-

- (a) √ 9 m² in a one-bed ward or bedroom; or
- (b) √ 7.5 m² for each patient or resident accommodated in any other ward or bedroom.

Tas H109.3 Floor and walls

- (a) √ The surface finish of all floors and walls within the building must have a smooth impervious and non-toxic finish.
- (b) √ The junctions between floors and walls must be coved for ease of cleaning.

SUPERCEDED

- (c) ý In operating theatres, all junctions of walls with walls and of walls with ceilings must be covered.
- (d) ý Provided the requirements of Specification C1.10 are met, the walls and floors complying with (a) may have suitable coverings.

Tas H109.4 Grab rails

- (a) ý Every toilet closet, bath and shower alcove for use by patients or residents must be fitted with grab rails.
- (b) ý Corridors in areas used by patients or residents must be fitted with handrails.

Tas H109.5 Insect proofing

Each external opening must be fly-screened except where the openings are fitted with *self-closing* doors or with doors provided with suitable insect repellent devices.

Tas H109.6 Water temperature

The temperature of water supplied to baths and showers for patients must not exceed 50°C.

Add Tas Part H110 as follows:

TAS PART H110 ý PREMISES USED FOR ACTIVITIES INVOLVING SKIN PENETRATION

Tas H110.1 Application of Part ý

This part applies to premises for tattooing, ear-piercing, acupuncture and like activities, ý covered by the *Public Health (Skin Penetration) Regulations 1978*. ý

Tas H110.2 Sanitary facilities

- (a) ý Sanitary facilities for customers must be provided and must include not less than-
 - (i) ý one water closet; and
 - (ii) ý one washbasin
- (b) ý Sanitary facilities must be separated from the workroom by-
 - (i) ý an air lock with *self-closing* entry door; or
 - (ii) ý a *self-closing* door.

Tas H110.3 Washbasins

The area in which skin penetration is done must be provided with-

- (a) ý one washbasin for each 10, or part of 10 employees; and
- (b) ý an adequate supply of hot and cold water controlled by foot-operated or other suitable means which allows the use of a tap without hand contact.

After Tas Part H110 insert Tas Part H111 as follows:

TAS PART H111 ý DENTAL SURGERIES AND CHIROPRACTORS' PREMISES

Tas H111.1 Application of Part

This Part applies to premises to be used-

- (a) as a dental surgery and covered by the *Dental Regulations 1983*; or
- (b) ý in the practice of chiropractic and covered by the *Chiropractors Regulations 1984*.

SUPERCEDED

Tas H111.2 Waiting room

Each dental surgery and chiropractor's premises must have a separate waiting room.

Tas H111.3 Floor, walls, and ceiling

The floor, walls and ceiling of a dentist's surgery and each room used in conjunction with that surgery or in a chiropractor's premises must be finished with materials which enable easy cleaning and disinfecting.

Tas H111.4 Disposal of liquid wastes

The operating section of a dental surgery must have adequate means for the disposal of waste water, other liquids and infected matter.

After Tas Part H111 insert Tas Part H112 as follows:

TAS PART H112 MORTUARIES

Tas H112.1 Application of Part

This Part applies to any premises used for the storage or preparation for burial, cremation or disposal by other means, of bodies of deceased persons.

Tas H112.2 Layout of mortuary

- (a) √ A mortuary may be integral with the remainder of a building but must be separated physically from all public areas of that building.
- (b) √ Each mortuary at which bodies are prepared for burial, cremation or other disposal must be provided with a body preparation room-
 - (i) √ capable of being isolated from the remainder of the premises; and
 - (ii) √ having a *floor area* not less than 10 m².
- (c) √ A vehicle reception area or garage must be provided adjacent to and with direct access to the storage room or body preparation room to ensure that the transfer of uncoffined bodies is screened from public view.
- (d) √ Access to toilet and shower facilities from any other part of the mortuary premises must be only by way of an air lock.

Tas H112.3 Construction of body preparation room

- (a) √ The floor must be-
 - (i) √ of impervious material with a smooth, unbroken surface; and
 - (ii) √ uniformly graded to a floor drain.
- (b) √ All walls and partitions must be of concrete or masonry with a smooth, unbroken finish for ease of cleaning.
- (c) √ All joints between the floor, walls, partitions, ceiling, ventilation grilles, fittings, pipework, windows and light fittings must be sealed with impervious material for ease of cleaning.
- (d) √ All joints between the floor and walls or partitions must be coved for ease of cleaning.
- (e) √ The body preparation room must be provided with at least one washbasin, fitted with elbow or foot-operated taps, and an adequate supply of hot and cold water.
- (f) √ The body preparation room must be provided with refrigerated storage facilities-
 - (i) √ with sufficient capacity for the storage of at least two adult bodies; and
 - (ii) √ capable of maintaining an internal temperature between 1° and 5°C.

Tas H112.4 Water supply and sewerage

Each mortuary with a body preparation room must be connected to-

- (a) ý a permanent water supply with a physical discontinuity, provided by a registered break tank or reduced pressure zone device, between the water supply and all equipment, appliances, fittings and areas in the mortuary; and
- (b) ý a water carriage sewerage system.

After Tas Part H112 insert Tas Part H113 as follows:

TAS PART H113 FOUNDRIES

Tas H113.1 Application of Part

This Part is applicable to every building or premises in which foundry operations are undertaken as covered by *the Industrial Safety, Health and Welfare (Administrative and General) Regulations 1979*.

Tas H113.2 General

- (a) ý Every floor in a foundry must be level and, in places other than where molten metal is poured, must be composed of concrete or similar material or wooden blocks.
- (b) ý Every part of a foundry must be not less than 4.2 m high-
 - (i) ý where a ceiling is provided, measured from the floor to the ceiling; or
 - (ii) ý where a ceiling is not provided, measured from the floor to the lowest part of the roof.
- (c) ý All roof lights in a foundry must be fitted with wired glass or protected by means of wire netting fitted under the underside.

Tas H113.3 Cupola charging platform

- (a) ý The floors of cupola charging platforms must be-
 - (i) ý of heavy timber or non-slip steel plate;
 - (ii) ý securely fixed in position; and
 - (iii) ý level.
- (b) ý All parts of the cupola charging platform must be covered by a roof not less than 3 m above the platform.
- (c) ý A cupola charging platform must have-
 - (i) ý a wall, not less than 1 m high, measured from the floor of the platform, constructed to surround the platform; and
 - (ii) ý the sides between the top of the wall and the roof suitably waterproofed and ventilated.
- (d) ý A properly constructed access stair or ramp must be provided to give access to every cupola charging platform and must comply with AS 1657.

Tas H113.4 Deep moulds and pits

Deep moulds or pits, for permanent use-

- (a) ý must be lined with bricks, concrete, or other suitable material in such a manner as to provide adequate reinforcement and to keep the pit or mould in a dry condition; and
- (b) ý must be securely fenced by means of a wall of adequate construction, railings or chains and stanchions raised, in each case, to a height not less than 1 m above the surface of the surrounding floor.

Tas H113.5 Pot furnaces

Where pot furnaces are below ground level the pit must be covered by a substantial grating at the point at which metal is removed from the furnace, and must at all other points be securely fenced as in Tas H113.4(b).

After Tas Part H113 insert Tas Part H114 as follows:

TAS PART H114 ý PREMISES FOR MANUFACTURE OR PROCESSING OF GLASS REINFORCED PLASTICS

Tas H114.1 Application of Part

This Part is applicable to every building in which glass reinforced plastics are manufactured or processed as covered by the *Industrial Safety, Health and Welfare (Administrative and General) Regulations 1979*.

Tas H114.2 Separation from other buildings

A building for manufacture or processing of glass fibre plastics must be-

- (a) ý separated from other buildings or parts of an occupancy by means of impervious walls with FRL at least 120/120/120; or
- (b) ý separated from all other buildings by a clear space of not less than 6 m.

Tas H114.3 Rise in storeys

The building must be of single *storey* construction.

Tas H114.4 Maximum floor areas

The *floor area* of any building or *fire-separated section* must not exceed the relevant maximum *floor area* set out in Tas Table H114.4.

Tas TABLE H114.4 ý MAXIMUM FLOOR AREA (m²) OF BUILDINGS FOR MANUFACTURE OR PROCESSING OF GLASS REINFORCED PLASTICS OR ISOCYANATES

	Type of construction of building-		
	Type A	Type B	Type C
Not Sprinklered	1500	1200	1000
Sprinklered	6000	5000	3000

Tas H114.5 Required exits

- (a) ý Each *fire-separated section* of a building which is a work place must have at least two *exits* for escape purposes and the number and location of the *exits* must be such that any point on the floor is not be further than 20 m from one of the *exits*.
- (b) ý Only *exits* with vertically hinged swinging doors may be considered as *exits* for the purposes of this clause.

Tas H114.6 Hand laminating and spray depositing

The walls and floors of areas to be used for hand laminating and spray depositing must be constructed of *non-combustible* materials.

Tas H114.7 Ventilation

- (a) ý Mechanical or natural ventilation must be via low-level, exhaust ducting in a wall and a fixed, open, floor-level, fresh-air inlet ducting in the opposite wall such as to ensure a cross flow of the ventilation air over the complete working area.
- (b) ý Mechanical ventilation must provide not less than 6 air changes per hour.

SUPERCEDED

- (c) ý The ventilation fan and exhaust ducting must be arranged in such a manner as to-
- (i) ý produce a negative pressure within any exhaust ducting within the work place so that a leak in the ducting will not vent exhaust air back to the work place; and
 - (ii) ý vent the exhaust air to the atmosphere so as to prevent recirculation of that exhaust air.

Tas H114.8 Smoke and heat roof vents

Each *fire-separated section* must be provided with *automatic* smoke and heat roof vents.

After Tas Part H114 insert Tas Part H115 as follows:

TAS PART H115 ý PREMISES FOR PRODUCTION OR PROCESSING OF ISOCYANATES

Tas H115.1 Application of Part ý

This Part is applicable to every building in which an isocyanate industry is undertaken as ý covered by the *Industrial Safety, Health and Welfare (Administrative and General) ý Regulations 1979. ý*

Tas H115.2 Areas of work places

Work places in which an isocyanate industry is carried on must be divided into the following divisional areas-

- (a) ý Administration and staff amenities.
- (b) ý Workshop.
- (c) ý Bulk stores.
- (d) ý Curing room.
- (e) ý Processing plant.
- (f) ý Raw materials plant.
- (g) ý Manufacture.

Tas H115.3 Separation from other areas and buildings

- (a) ý Each of the divisional areas *required* by Tas H115.2 other than the administration and staff amenities building, must be-
 - (i) ý separated from each of the other divisional areas by means of an impervious wall with FRL not less than 120/120/120; or
 - (ii) ý separated from all other buildings by a clear space of not less than 6 m.
- (b) ý Notwithstanding the distance requirements of (a) bulk stores of polyols and bulk stores of isocyanates must comply with the requirements of the *Dangerous Goods Regulations 1976*.

Tas H115.4 Rise in storeys

The building must be of single *storey* construction.

Tas H115.5 Maximum floor areas

The *floor area* of any building or *fire-separated section* must not exceed the area shown in Tas Table H114.4.

Tas H115.6 Required exits

- (a) ý Every building or divisional area of a work place must have not less than 2 *exits* for escape purposes.

SUPERCEDED

SUPERCEDED

- (b) ý The number and location of the *exits* must be such that any point on the floor is not more than 20 m from one of the *exits*.
- (c) ý Only *exits* with vertically hinged swinging doors may be considered as *exits* for the purposes of this clause.

Tas H115.7 Bulk stores for polyols and isocyanates

- (a) ý A bulk store for polyols must be constructed from *non-combustible* materials and have a smooth impervious concrete floor and it must protect the polyols from direct exposure to the sun's radiation.
- (b) ý A bulk store for isocyanates must-
 - (i) ý be constructed from *non-combustible* materials, have a smooth impervious concrete floor, and must protect the isocyanate containers from direct exposure to the sun; and
 - (ii) ý if it is used for storage of either TDI or HDI and is not an open sided building, be fitted with mechanical ventilation so that the TLV is not exceeded at any time provided that the ventilation must provide not less than 6 air changes and hour.
- (c) ý The area around both a polyol bulk store and an isocyanate bulk store must be bunded, the bund or bunds must ensure separation of the polyol and isocyanate areas and each bund must have a capacity of 10% more than the storage capacity of the largest tank it protects.

Tas H115.8 Curing room

The curing room for the storage of newly produced flexible polyurethane foam must be constructed of *non-combustible* materials with a smooth impervious concrete floor and fitted *automatic* fire vents in the roof.

After Tas Part H115 insert Tas Part H116 as follows:

TAS PART H116 ý PREMISES FOR ELECTRO-PLATING ELECTRO-POLISHING, ANODISING OR ETCHING

Tas H116.1 Application of Part

This Part is applicable to every building where any of the processes of electro-plating, electro-polishing, anodising or etching are undertaken, as covered by the *Industrial Safety, Health and Welfare (Administrative and General) Regulations 1979*.

Tas H116.2 Floors

The floor of every plating area must be-

- (a) ý so graded as to-
 - (i) ý permit easy flushing with water; and
 - (ii) ý prevent liquids from flowing from the area into other parts of the work place; and
- (b) ý chemically resistant to the solutions used in the process.

Tas H116.3 Height of plating area

Every part of a plating area must be not less than 2.7 min height-

- (a) ý measured from the floor to the ceiling if a ceiling is provided; or
- (b) ý measured from the floor to the lowest part of the roof if a ceiling is not provided.

SUPERCEDED

Tas H116.4 Air space

In every plating area there must be not less than 14 m³ of air space for each person employed and, in the calculation of such space, the height taken into account must not exceed 4.2 m.

Tas H116.5 Ceiling construction

The ceiling of a plating area must be so constructed as to prevent, so far as is practicable, atmospheric contaminants from escaping into rooms or work places, situated above the level of the ceiling.

After Tas Part H116 insert Tas Part H117 as follows:

TAS PART H117 PREMISES FOR LEAD PROCESSING**Tas H117.1 Application of Part**

This Part is applicable to every building in which lead processes are used, as covered by the *Industrial Safety, Health and Welfare (Administrative and General) Regulations 1979*.

Tas H117.2 Floors

- (a) The floor of every work place where a lead process is used must be-
- (i) so constructed of concrete or other suitable material as to be smooth and impervious to fluids; and
 - (ii) graded and properly drained to permit flushing with water.
- (b) The material of which the floor is constructed must be applied to the walls to a height of not less than 75 mm in such a fashion that the angle between the walls and the floor is coved for easy cleaning.

Tas H117.3 Height of lead processing areas

Every part of a lead processing area must be not less than 2.7m in height-

- (a) where a ceiling is provided, measured from the floor to the ceiling; or
- (b) where a ceiling is not provided, measured from the floor to the lowest part of the roof.

Tas H117.4 Air space and floor space

- (a) In every lead processing area there must be not less than 14 m³ of air space for each person employed therein, and in the calculation of such space the maximum height taken must be not greater than 4.2 m; and
- (b) total floor space for the persons employed in such area, exclusive of space used for storage, must be not less than 3.3 m² for each person so employed.

Tas H117.5 Interior of lead processing areas

- (a) The inner surfaces of the walls of every lead processing area must be of a smooth material impervious to fluids and must not contain any projections on which dust may lodge; and
- (b) the interior construction of the ceiling or roof must, so far as is practicable, be such that dust will not settle on it.

Tas H117.6 Dust collection

Any areas in which dust-forming lead materials are manipulated, moved or treated must be served by a mechanical exhaust ventilation system capable of safely and effectively collecting all dust.

Tas H117.7 Isolation of certain processes

Where any process of pasting of electric accumulator plates or drying of paste plates, or melting down of pasted plates or of formation with tacking in the electric accumulator industry or of manipulation of dry oxide of lead, is to be carried on in the same room as any other lead process, the processes of pasting, drying, melting, formation or manipulation must be isolated from one another and from any other lead process-

- (a) √ by a partition extending from the floor to the ceiling in the case of a room having a ceiling not more than 3.6 m in height, or to a height of 2.7 m in any other case; or
- (b) √ by some other suitable method.

Tas H117.8 Drying room shelves

The racks or shelves provided in any drying room must not be more than 2.6 m from the floor nor more than 650 mm in width except that, in the case of racks or shelves set or drawn from both sides, the total width must not exceed 1.3 m.

Tas H117.9 Washing facilities

Washing facilities served with running hot and cold water for the use of all employees engaged in a lead process must be provided consisting of-

- (a) √ one washbasin for each 5 employees, or part thereof; and
- (b) √ one shower bath for each 8 employees, or part thereof.

Tas H117.10 Change rooms

In every work place in which lead is processed there must be provided two suitable furnished change rooms for the use of employees as follows-

- (a) √ one of the change rooms must be used for taking off, storing, and putting on of the street clothing of employees;
- (b) √ the other of the change rooms must be used for the taking off, storing, and putting on of overalls and other clothing worn in any work room;
- (c) √ each change room must be so constructed and situated as to prevent the entry into the room of dust or fumes generated in a workroom; and
- (d) √ each change room must be in close proximity to the washing facilities *required* in Tas H117.9.

After Tas Part H117 insert Tas Part H118 as follows:

TAS PART H118 √ BOOTHS FOR SPRAY PAINTING OR SPRAY COATING

Tas H118.1 Application of Part

This Part is applicable to every building in which spray painting or spray coating is undertaken, as covered by *the Industrial Safety, Health and Welfare (Administrative and General) Regulations 1979*.

Tas H118.2 Structure of booths

- (a) √ Booths must be constructed entirely of, or entirely lined with, metal or other suitable, durable, *non-combustible* material.
- (b) √ Floors of booths must be of even, unbroken concrete, or where this is impracticable, the floor under the booth and to a distance of at least 1 m beyond the entrance of the booth must be covered over with metal or other *non-combustible* material.
- (c) √ Windows in booths must be in fixed metal sashes and must be of wired or reinforced glass or other suitable materials.

SUPERCEDED

(d) ý The interior surfaces of booths must be smooth finished.

Tas H118.3 Emergency exits

- (a) ý Booths located in basements or in confined spaces and every room booth must be provided with an emergency *exit* situated as far as practicable from the normal means of entry to the booth.
- (b) ý No work area of a room booth must be at a distance greater than 6 m from an *exit*.
- (c) ý The emergency *exit* must consist of a door or panel so constructed as to be easily opened in an outward direction to permit rapid egress from the booth to a place of safety.
- (d) ý Each emergency *exit* must be marked with an *exit* sign.

Tas H118.4 Doors

- (a) ý Where swinging doors are fitted to any booth they must be made to open outwards and where sliding doors are fitted, a supplementary outward opening door for personnel must be provided, located as far as practicable from the sliding doors;
- (b) ý Roller shutter doors must not be fitted except when used as a secondary *exit* for vehicles or other large objects.

Tas H118.5 Exhaust systems

- (a) ý Each spray booth must be connected to an exhaust system.
- (b) ý Every spray booth having an internal volume more than 42 m³ and in which material having a flammable content is sprayed, must be provided with an individual exhaust duct.
- (c) ý Ducts must be extended to such a height above the eaves of the work place and the point of discharge must be so located as to prevent the discharged air from re-entering the work place.
- (d) ý Exhaust ducts must not be erected within 230 mm of *combustible* material unless effectively insulated.
- (e) ý The termination of all exhaust ducts delivering to the outside atmosphere must be protected from the detrimental effects of weather and fire hazards from any source and must be arranged so as not to constitute a nuisance in the neighbourhood.
- (f) ý The ventilation of a work room, in which a spray booth is erected, must allow free entrance of air into the booth.
- (g) ý Contaminated air from a spray booth must not infiltrate a workroom.

Tas H118.6 Ducts or flues of spray-bake booths

Ducts or flues from a gas or oil burner used in the heat exchanger of a spray-bake booth-

- (a) ý must discharge at a vertical distance not less than 2.3 m above the intake; and
- (b) ý must be insulated.

After Tas Part H118 insert Tas Part H119 as follows:

TAS PART H119 ý ELECTRICITY DISTRIBUTION SUBSTATIONS

Tas H119.1 Application of Part

This Part is applicable to every surface building type electricity distribution substation as defined in the Hydro Electric Commission's "Substation Design and Construction Manual".

SUPERCEDED

Tas H119.2 Building-type substations

A building Type electricity distribution substation which complies with the building construction requirements of the Hydro-Electric Commission's "Substation Design and Construction Manual" satisfies this Part.

After Tas Part H119 insert Tas Part H120 as follows:

TAS PART H120 ý PREMISES FOR STORAGE OF DANGEROUS GOODS

Tas H120.1 Application of Part

This Part applies to every building used for the storage of dangerous goods covered by the *Dangerous Goods Act 1976* except for explosives.

Tas H120.2 Interpretation

The words "dangerous goods", "explosive" and "flammable liquid" have the same meaning as in the *Dangerous Goods Act 1976*.

Tas H120.3 Class of dangerous goods

The classification of dangerous goods will be as prescribed in the *Dangerous Goods Regulations 1992*.

Tas H120.4 Premises for storage of dangerous goods

- (a) ý A building must comply with the relevant Australian Standard, applicable to the storage of dangerous goods listed below-
- | | |
|--|---------|
| (i) ý Class 3 flammable liquids: | AS 1940 |
| (ii) ý Pesticides: | AS 2507 |
| (iii) ý Liquefied petroleum gas: | AS 1596 |
| (iv) ý Anhydrous ammonia: | AS 2022 |
| (v) ý Chlorine: | AS 2927 |
| (vi) ý Organic peroxides: | AS 2714 |
| (vii) ý Class 8 substances-Corrosives: | AS 3780 |
- (b) ý Except as provided in (a) a room, or space, for the storage of dangerous goods must be on the ground floor and may be-
- (i) ý attached to an external wall of a building; or
 - (ii) ý located within a building; or
 - (iii) ý separate from any building.
- (c) ý A room, or space, attached to or located within a building must be separated from the remainder of the building by one or more walls, each having an FRL not less than 240/240/240.
- (d) ý Every external wall of a room used for the handling or storage of dangerous goods, if not required to have an FRL, must be *non-combustible*.
- (e) ý If a storage area attached to an external wall of a building is a space without walls, other than the separating wall, the fire protected separating wall must extend for a distance of 5 m on each side of the common part of the wall or to the end of the wall, whichever is less.
- (f) ý Unless the wall required in (c) extends, over its full length, to the underside of the roof covering, the ceiling of a room, or space, for the storage of dangerous goods must have FRL not less than 180/180/180.
- (g) ý The floor surface of a room, or space, for the storage of dangerous goods must be-

SUPERCEDED

- (i) of hardwood or a non-combustible material; and
 - (ii) resistant to attack by, and compatible with the dangerous goods stored in the room or space; and
 - (iii) of impervious construction.
- (h) The provisions of the Australian Standards shall apply in cases of conflict between these provisions and those in the following section of this Appendix.

Tas H120.5 Workrooms

A workroom for industrial or commercial use of dangerous goods must-

- (a) be located in accordance with AS2430, Parts 1, 2 and 3, from any fire source feature; and
- (b) have all doors opening outwards; and
- (c) have passages of escape clear of machinery or other plant.

Tas H120.6 Exits

- (a) Exits must be provided in accordance with Part D1.
- (b) Any door in a wall, separating a room or space for storage and handling of dangerous goods from another room, must have FRL in accordance with Specification C1.1 but not less than 120/120/120.

Tas H120.7 Explosion vents

- (a) A room, or space, in which dangerous goods are stored must be provided with natural or mechanical ventilation so that any vapour generated within the storage is diluted with and removed by air passing through the storage area. Air dilution of the vapour should be sufficient to maintain the storage below the lower explosive limits and recommended workplace exposure standards.
- (b) The requirements of (a) are satisfied if ventilation provided to the room or space in which the dangerous goods are stored is in accordance with the ventilation requirements of AS 1940.

Tas H120.8 Spill Collection Bunds

- (a) A spill collection bund must be provided for all liquid dangerous goods stored in a room or space.
- (b) For Class 3 dangerous goods the bund must comply with the requirements of AS 1940.
- (c) For liquid dangerous goods other than Class 3, the spill collection bund-
 - (i) must be capable of containing 100% of the largest package or tank plus 25% of the storage capacity up to 10 000 L together with 10% of the storage capacity beyond 10 000 L; and
 - (ii) may form part of the room or space or may be separate; and
 - (iii) must be constructed of materials that are impervious to the dangerous goods it is to contain.
- (d) Separate bunds must be provided for dangerous goods that are incompatible.

Tas H120.9 Electrical equipment

Any electrical equipment in a room or space used for the storage of dangerous goods is to comply with the provisions outlined in AS 2430 Part 1, 2 and 3 and AS 2381.

SUPERCEDED

After Tas Part H120 insert Tas Part H121, as follows:

TAS PART H121 HAIRDRESSERS' PREMISES

Tas H121.1 Application of Part

This Part applies to any premises registered under the *Hairdressers' Registration Act 1975*.

Tas H121.2 Size of operating section

The operating section of a hairdressers' premises must have-

- (a) y any floor plan dimension not less than 2.5 m; and
- (b) y a *floor area* sufficient to enable the operations to proceed without inconvenience to the operators or the customers.

Tas H121.3 Premises in a residence

A hairdressers' premises located in a residence must-

- (a) y be isolated from the living quarters; and
- (b) y have direct access from a public place.

Tas H121.4 Sanitary facilities

Except where sanitary facilities are available for common use, every hairdressers' premises which has more than 5 operating seats must be provided with one water closet and one washbasin for use by customers.

Tas H121.5 Lighting

Lighting of every hairdressers' premises must comply with AS 1680.

INTRODUCTION

This Appendix contains variations and additions to the Building Code of Australia provisions which are considered necessary for the effective application of the Code in Victoria and shall be treated as amendments to the Code.

CONTENTS

A - GENERAL PROVISIONS

Vic A1.1 Definitions

Vic Specification A1.3 Standards adopted by reference

B - STRUCTURE

Vic B1.3 Construction deemed-to-satisfy

C - FIRE RESISTANCE

Vic C1.11 Performance of external walls in fire

Vic Specification C1.1 Fire resisting construction

D - ACCESS AND EGRESS

Vic D1.101 Exits from plant rooms and lift motor rooms

Vic D2.21 Operation of latch

E - SERVICES AND EQUIPMENT

Vic E1.1 Application

Vic E1.5 Sprinklers

Vic Table E1.5 Requirements for sprinklers

Vic E1.7 Fire and smoke alarms

Vic Specification E1.7 Fire Detection and Alarm Systems

F - HEALTH AND AMENITY

Vic Table F2.1 Provision of sanitary and other facilities in residential buildings

Vic Table F2.3 Facilities in Class 3 to 9 buildings

Vic F2.5 Construction of sanitary compartments

Vic F2.101 First aid rooms

Vic F3.101 Children's services centres - Size of rooms

Vic F3.102 Class 3 buildings - size of rooms

Vic F3.103 Class 3 and 9a residential aged care buildings - Size of rooms

Vic F4.1 Provision of natural light

Vic F5.1 Noise transmission and insulation

Vic Part F6 THERMAL INSULATION

G - ANCILLARY PROVISIONS

Vic G1.101 Children's services centres - outdoor play space

H - SPECIAL USE BUILDINGS

Vic Part H101 Requirements for Class 3 and 9a residential aged care buildings

Vic Part H102 Places of public entertainment

Vic Part H103 Fire safety in Class 2 and 3 buildings

FOOTNOTE

Requirements for Certain Buildings and Components

SECTION A GENERAL PROVISIONS

PART A1 INTERPRETATION

Vary A1.1 as follows:

Vic A1.1 Definitions

Add the definition of "children's services centre" as follows:

Children's services centre means a *children's services centre* registered or proposed to be registered under the Health Act 1958, being-

(a) $\dot{\gamma}$ Class I where-

(i) $\dot{\gamma}$ children under the age of 6 years may be cared for, educated or minded for a period of no longer than 12 hours per day; or

(ii) $\dot{\gamma}$ a pre-school kindergarten or pre-school play centre is carried on by a proprietor who receives a pre-school subsidy from the Department of Community Services; or

(b) $\dot{\gamma}$ Class II where no child may be cared for, educated or minded for more than 3 hours per day and no more than 10 hours per week but does not include a *children's services centre* Class I.

Substitute the definition of "Early childhood centre" as follows:

Early childhood centre means a *children's services centre* Class I.

Add the definition of residential aged care building as follows:

Residential aged care building means a building including a supported residential services building, hostel or nursing home whose residents due to their incapacity associated with the ageing process need physical assistance in conducting their daily activities and to evacuate the building during an emergency.

SUPERCEDED

Add the definition of residential sprinkler system as follows:

Residential sprinkler system means a system installed in accordance with the Code of practice for installation of residential life safety *sprinkler systems* in buildings of up to four *storeys*.

Substitute Clause (b) in the definition of "storey" with:

Storey

(b) *ý* a *mezzanine* or *mezzanines* in a room provided they comply in aggregate with the lesser of the following requirements-

- (i) *ý* do not exceed 1/3 of the *floor area* of the room; or
- (ii) *ý* have a *floor area* not exceeding 200 m².

Vary Specification A1.3 Table 1 as follows:

Vic Specification A1.3 STANDARDS ADOPTED BY REFERENCE

TABLE 1 SCHEDULE OF REFERENCED DOCUMENTS <i>ý</i>			
No	Date	Title <i>ý</i>	BCA clause(s)
Substitute the following Note after AS 1530:			
	Note:	Previous test reports under AS A30 Part III-1970, AS 1530.3-1982 with Amdt 1-1982 and Amdt 2-1983, AS 1530.4-1975 and AS 1530.4-1985 remain valid.	
Substitute the following Standards in Table A1.3:			
AS 1926		Swimming pool safety	
Part 1	1993	Fencing for swimming pools	G1.1, Vic G1.101
Add in Table A1.3 additional standards as follows:			
AS 1851		Maintenance of fire protection equipment	
Part 3	1985	Automatic fire sprinkler systems	Vic H101, Vic H103
AS 2701		Methods of sampling and testing mortar for masonry construction <i>ý</i>	Vic B1.3(q)
Part 2	1984	Methods of testing <i>ý</i>	
Part 10	1984	Methods for analysis of mortars <i>ý</i>	
AS/NZS 4200		Pliable building membranes and underlays	
Part 1	1994	Materials	F1.6 <i>ý</i>
Part 2	1994	Installation requirements	F1.6, Vic F6.4 <i>ý</i>
CAMS - Track operators safety guide - Edition 2			
		Confederation of Australian motor sport June 1993	Vic H102.3
Code of practice for installation of residential life safety sprinkler systems in buildings up to four storeys			
		Australian Fire Protection Association and Australian Assembly of Fire Authorities 1992	Vic H101, Vic H103
Fire protection equipment - Register of accredited products			
		Scientific Services Laboratory 1991	Vic E1.7
House energy rating			
		Energy Victoria June 1994 <i>ý</i>	Vic F6
Timber framing manual			

SUPERCEDED

Timber Promotion Council 1994	Vic B1.3
Residential care design guidelines	
Health and Community Services Victoria 1994	Vic H101
Supplementary Tables	
Timber Promotion Council 1992	Vic B1.3
Residential fire safety systems Practice Note No. 07	
Building Control Commission 1994	Vic H101, Vic H103
Emergency communication systems Practice Note No. 08	
Building Control Commission 1994	Vic H101

SECTION B STRUCTURE

PART B1 STRUCTURAL PROVISIONS

Add B1.3(f)(iv) as follows:

Vic B1.3 Construction deemed to satisfy

(f) ∫ **Timber construction-**

(iv) ∫ Timber structures not located in an area subject to snow loads: Timber Framing Manual and Supplementary Tables.

Add B1.3 (p), (q), (r) and (s) as follows:

Vic B1.3 Construction deemed to satisfy

(p) ∫ **Concrete stumps deemed-to-satisfy** - Notwithstanding (b) concrete stumps shall be deemed-to-satisfy if they comply with Vic Table B1.3(p) and notes.

TABLE B1.3(p) CONCRETE STUMPS - SIZES AND REINFORCEMENT

LENGTH OF STUMPS mm	MINIMUM SIZE mm	REINFORCEMENT diameter
1 - 1400	100 x 100 or 110 diameter	5 mm hard drawn wire
1401 - 1800	100 x 100 or 110 diameter	two 5 mm hard drawn wires
1801 - 3000	125 x 125 or 140 diameter	two 5 mm hard drawn wires

Notes:

- ∫ Concrete used must be minimum Grade 20 as defined in AS 3600.
- ∫ Stumps which project above the ground more than 12 times the width of their smaller face or diameter must be securely braced

(q) ∫ **Concession for mortar mix**

- ∫ **Proportions by volume** - notwithstanding (a), mortar for any building containing not more than 2 storeys may be used providing the mix is not weaker than the ratio of 1 part portland cement to 1 part hydrated lime or lime putty to 10 parts fine aggregate volume batched.
- ∫ **Testing** - mortar is deemed-to-satisfy (i) if the total percentage by mass of calcium oxide plus soluble silica dioxide is not less than 8.5 when-

SUPERCEDED

- (A) ý sampled in accordance with AS 2701.2; and
 - (B) ý tested in accordance with AS 2701.10.
- (r) ý **Class 10a external walls** - A Class 10a building containing not more than one storey may be enclosed with masonry *external walls* not less than 110 mm in thickness, provided that-
- (i) ý the width of the building measured in the direction of the span of the roof does not exceed 9 m and the height of the *external wall* does not exceed 3 m;
 - (ii) ý piers are formed which are not less than 230 mm wide, project not less than 120 mm and are spaced at not more than 3 m centres;
 - (iii) ý the roof is so constructed that the *external walls* are not subject to any thrust therefrom;
 - (iv) ý such *external walls* must not be *required* to support any load other than the distributed load of the roof;
 - (v) ý cross walls or equivalent buttresses are constructed at not more than 9 m centres; and
 - (vi) ý notwithstanding (o) the mortar mix used is no weaker than the ratio of 1 part cement to 1 part lime to 6 parts fine aggregate volume batched.
- (s) ý Lift shafts which are not *required* to have an FRL-
- (i) ý with the exception of landing doors, emergency doors and pit access doors, and lifts installed in atrium and observation areas, lift well enclosures between the bottom of the pit and the ceiling of the lift well if they are completely enclosed with imperforate material complying with (iii) and have a resistance to piercing which is not less than that of 1.2 mm thick mild steel; and
 - (ii) ý lifts installed in atrium areas if they are protected-
 - (A) ý with imperforate material complying with (iii) not less than 2.5 m in height above any landings which are within 800 mm horizontal reach of any vertical moving lift component including ropes and counterweights; and
 - (B) ý at the lowest level of the atrium area that the lift serves, on all sides except the door opening, for not less than 2.5 m in height, by enclosure with an imperforate material complying with (iii); and
 - (C) ý by glass, the glass complies with (iii) and is chemically or thermally toughened and laminated with an overall glass thickness of not less than 10 mm, with polyvinyl butyl interlayer of not less than 0.76 mm, or annealed and laminated with an overall glass thickness of not less than 10 mm with polyvinyl butyl interlayer of not less than 1.5 mm; and
 - (iii) ý the protecting or enclosing material referred to in (i) and (ii) is supported and braced so that it is capable of sustaining a force of 450 N applied horizontally on any 50 mm x 50 mm area without deflecting more than 25 mm.

SUPERCEDED

SECTION C FIRE RESISTANCE

PART C1 FIRE RESISTANCE AND STABILITY

Substitute C1.11(b) as follows:

Vic C1.11 Performance of external walls in fire

- (b) \dot{y} The requirements of (a) are satisfied-
- (i) \dot{y} if Specification C1.11 is complied with; or
 - (ii) \dot{y} any concrete *external wall* that could collapse as a complete panel is designed to resist an ultimate strength limit state horizontal pressure of 0.375 kPa after the removal of any lateral support from a *structural member* having an FRL of less than 90/-/-.

Substitute Clause 2.2 of Specification C1.1 as follows:

Vic Specification C1.1 FIRE-RESISTING CONSTRUCTION

2.2 Fire protection for a support of another part

- (a) \dot{y} A part of a building that gives direct vertical or lateral support to another part *required* to have an FRL, must
- (i) Have an FRL in respect of *structural adequacy* that is the greater of-
 - (A) \dot{y} that *required* for the part it supports; or
 - (B) \dot{y} that *required* for the part itself; and
 - (ii) \dot{y} be *non-combustible* if the part it supports is *required* to be *non-combustible*. \dot{y}
- (b) \dot{y} The *requirements* of (a) for a *structural member* providing lateral support do not apply in respect of roofs in Type B and C construction, roofs complying with Clause 3.5 for Type A construction, and columns complying with Clause 2.5(a) and (b).

SECTION D ACCESS AND EGRESS

PART D1 PROVISION FOR ESCAPE

Add Vic D1.101 as follows:

Vic D1.101 Exits from plant rooms and lift motor rooms

- (a) \dot{y} Except as provided in (b), any room containing plant and equipment, including those referred to in C2.12 and C2.13, must be provided with *exits* in accordance with this Part for the classification which occupies the major part of the building.
- (b) \dot{y} Every plant room and lift motor room that is located on or above the main roof level of the building, below the lowest *storey* of the building, or as an intermediate floor within a *storey*, must have two *exits*, except if the room or group of rooms has a *floor area* as follows:

SUPERCEDED

- (i) Less than 50 m²: access to only one *exit* need be provided and that *exit* may be a ladder complying with AS 1657 and in addition, in the case of lift motor rooms, AS 1735.2.
- (ii) Between 50 m² and 100 m² both of the *exits* may be ladders complying with AS 1657 and in addition, in the case of lift motor rooms, AS 1735.2.
- (iii) Between 100 m² and 250 m²: one of the exits may be a ladder complying with AS 1657.

PART D2 CONSTRUCTION OF EXITS

Substitute the lead in to D2.21 as follows:

Vic D2.21 Operation of latch

A door in a *required exit*, forming part of a *required exit* or in the path of travel to a *required exit* must be readily openable without a key from the side that faces a person seeking egress, by a single hand downward action or pushing action on a single device which is located between 900 mm and 1.2 m from the floor (except if it is the *exit* door from a *children's services centre* Class I in which case the latch may be located between 1.5 m and 1.65 m from the floor) except if-

SECTION E SERVICES AND EQUIPMENT ^y

PART E1 FIRE FIGHTING EQUIPMENT

Substitute E1.1 as follows:

Vic E1.1 Application

This Part does not apply to-

- (a) a Class 10 building; or
- (b) except for E1.7, a Class 1 building.

Substitute E1.5(b) as follows:

Vic E1.5 Sprinklers

- (b) Compliance with Specification E1.5 (except Clause 11) satisfies (a).

Substitute Table E1.5 as follows:

Vic Table E1.5 REQUIREMENTS FOR SPRINKLERS

OCCUPANCY	WHEN SPRINKLERS ARE REQUIRED
Class 6	In <i>fire compartments</i> with- <ul style="list-style-type: none">(a) a <i>floor area</i> of more than 3500 m²; or(b) a volume of more than 21 000 m³.
All Classes -	In buildings more than 25 m in <i>effective height</i> .

SUPERCEDED

-
- Carparks**, other than **open deck** carparks -
- (a) If accommodating more than 40 vehicles; or
 - (b) If incorporating structural steel members with an FRL less than 60/-/-.
-

- Note:** *Sprinkler systems* are also *required* under Parts:
- (a) H1 - for theatres, stages and public halls;
 - (b) G3 - for *atriums*; and
 - (c) C2 - in C2.3 for large isolated buildings.
-

Substitute E1.2(e)(ii) and add (g) as follows:

Vic E1.2 Fire mains and water supply services

- (e) (ii) more than 6 *hydrants* are *required*; or
- (g) when connected to more than 6 *hydrants* or a *sprinkler system* be provided with installation control valves and where *required* such valves must be-
 - (i) strapped and locked in the open position;
 - (ii) marked to identify the purpose of each valve; and
 - (iii) where provided connected to any supervisory circuit or fire indicator panel.

Substitute Table E1.5 as follows:

Vic Table E1.5 REQUIREMENTS FOR SPRINKLERS

OCCUPANCY	WHEN SPRINKLERS ARE REQUIRED
Class 6	In <i>fire compartments</i> with- <ul style="list-style-type: none">(a) a <i>floor area</i> of more than 3500 m²; or(b) a volume of more than 21 000 m³
All Classes	In buildings more than 25 m in <i>effective height</i>
Carparks , other than <i>open deck carparks</i>	(a) If accommodating more than 40 vehicles; or (b) If incorporating structural steel members with an FRL less than 60/-/-.

Note: *Sprinkler systems* are also *required* under Parts:

- (a) H1 - for theatres, stages and public halls;
- (b) G3 - for *atriums*; and
- (c) C2 - in C2.3 for large isolated buildings.

Delete E1.7(a)(i), (ii), (iii) and (iv) and add Vic E1.7(a)(i), (ii) and (iii) as follows:

Vic E1.7 Fire and smoke alarms

- (a) (i) a Class 1, 2 or 3 building or a Class 4 part of a building; and
- (ii) a Class 9a building; and
- (iii) an existing Class 1, 2 or 3 building or a Class 4 part of a building on which building work is carried out.

SUPERCEDED

VIC SPECIFICATION E1.7 $\dot{\gamma}$ FIRE DETECTION AND ALARM SYSTEMS

Substitute Clause 2(b) of Specification E1.7 as follows:

2. $\dot{\gamma}$ Type of system

(b) $\dot{\gamma}$ for a Class 1, 2 or 3 building or Class 4 part of a building, Clause 9 as permitted by Clause 8.

Substitute the title of Clause 8 and the lead-in phrase of Clause 8(a) of Specification E1.7 as follows:

8. $\dot{\gamma}$ Class 1, 2 and 3 buildings and Class 4 parts of buildings

(a) $\dot{\gamma}$ In a Class 1 or 2 building or a Class 4 part of a building, an *automatic* smoke detection and alarm system must-

Substitute the lead-in phrase of Clause 9(b) and (e)(ii) of Specification E1.7 as follows:

9. $\dot{\gamma}$ Self-contained smoke alarms

(b) $\dot{\gamma}$ In a Class 1a, 2 or 3 building, or a Class 4 part of a building, self-contained smoke alarms must be installed in each dwelling or *sole-occupancy unit* in suitable locations on or near the ceiling in any *storey*-

(e) $\dot{\gamma}$ (ii) be connected to the consumer power mains unless the alarms are installed in an existing part of a Class 1, 2 or 3 building or a Class 4 part of a building.

SECTION F $\dot{\gamma}$ HEALTH AND AMENITY

Objectives

Add the objectives to Part F6 as follows:

Vic F6 $\dot{\gamma}$ Thermal Insulation

A reasonable level of thermal insulation must be provided to conserve energy used for internal heating and cooling of residential buildings.

PART F2 $\dot{\gamma}$ SANITARY AND OTHER FACILITIES

Substitute paragraph (c) of requirements for Class 1 buildings in Table F2.1 with:

Vic Table F2.1 $\dot{\gamma}$ PROVISION OF SANITARY AND OTHER FACILITIES IN RESIDENTIAL BUILDINGS

CLASS OF BUILDING	MINIMUM FACILITIES REQUIRED
Class 1	(c) Except in a movable unit constructed under section 18 of the <i>Housing Act 1983</i> , on the same allotment as another building, clothes washing facilities, comprising at least one wash-tub and space in the same room for a washing machine or wash copper; and

SUPERCEDED

Class 3 (other than Class 3 <i>residential aged care</i> <i>buildings</i>)	Facilities for residents- For each building or group of buildings- (a) ý a bath or shower; and (b) ý a closet pan and washbasin, for each 10 residents for whom private facilities are not provided, except that- (c) ý if one urinal is provided for each 25 males up to 50 and one additional urinal for each additional 50 males or parts thereof, one closet pan for each 12 males may be provided. Facilities for employees - see Clause F2.3. Note: These facilities need not be situated within the building.
---	--

Class 3 and Class 9a <i>residential aged care</i> <i>buildings</i>	Facilities for residents- For each building or group of buildings being a Class 3 or 9a <i>residential aged care building</i> - (a) ý a shower, a closet pan and wash basin for each 8 residents or part thereof; and (b) ý a peninsular bath installation for each 30 residents or part thereof. Note: Urinals are not taken into consideration and should not be provided.
---	--

Add note to Table F2.3 as follows:

Vic Table F2.3 FACILITIES IN CLASS 3 TO 9 BUILDINGS

Class 9b <i>Early childhood centres</i>	Note: Closet fixtures for use by children must be- (i) junior pans; and (ii) wash basins with a rim height not exceeding 600 mm.
---	--

Add F2.5(c) as follows:

Vic F2.5 Construction of sanitary compartments

- (c) ý **Partitions in children's services centres** - Closet fixtures situated in a group for use by children in a *children's services centre* Class I must be separated from one another by means of partitions extending from between 150 mm to 250 mm above the floor to a height of not less than 900 mm or more than 1.5 m.

Add Vic F2.101 as follows:

Vic F2.101 First aid rooms

- (a) ý If an *assembly building*, place of public entertainment (as defined in the Building Act 1993) or an *open spectator stand* accommodates more than 5000 spectators at an arena, sportsground, showground, racecourse, cricket ground, football ground, coursing ground, motor racing arena, or the like, a suitable room or rooms must be provided in accordance with Table F2.101 for use by para-medical attendants for first aid purposes.

Table F2.101 FIRST AID ROOMS

Spectator Capacity	Number of Rooms
5001 - 10 000	1
10 001 - 15 000	2
15 001 - 30 000	3

SUPERCEDED

SUPERCEDED

30 001 - 45 000	4
45 001 - 60 000	5
60 001 - 75 000	6
75 001 - 90 000	7
90 001 - 105 000	8

(b) **Conditions:** First aid rooms *required* by (a) must-

- (i) be distributed as uniformly as possible throughout the *assembly building* or open spectator stand; and
- (ii) be convenient to a public road; and
- (iii) be readily accessible from within and outside the arena or ground; and
- (iv) have a *floor area* of not less than 24 m²; and
- (v) be provided with a suitable wash basin or sink.

PART F3 **ROOM SIZES**

Add Vic F3.101 as follows:

Vic F3.101 Children's services centres - size of rooms

A *children's services centre* Class I must have a *floor area* allowing a clear space of at least 3.3 m² for each child using that room.

Add Vic F3.102 as follows:

Vic F3.102 Class 3 buildings - size of rooms

A habitable room in a Class 3 building (other than a *residential aged care building*)-

- (a) must have a *floor area* of at least 7.5 m²; or
- (b) may have a *floor area* less than 7.5 m² provided the room has light and ventilation not less than that *required* for a room having a *floor area* of 7.5 m².

Add Vic F3.103 as follows:

Vic F3.103 Class 3 and 9a residential aged care buildings - size of rooms

In a Class 3 and 9a *residential aged care building*-

- (a) each bedroom must have a *floor area* not less than 12 m² per occupant; and
- (b) all other common *habitable rooms* (other than kitchens) must have a *floor area* not less than 7.5 m² with-
 - (i) in a Class 3 hostel or supported residential services building an aggregate *floor area* of not less than 3.5 m² per occupant; or
 - (ii) in a Class 9a nursing home an aggregate *floor area* of not less than 2.5 m² per occupant.

PART F4 LIGHT AND VENTILATION

Substitute F4.1 (d) as follows:

Vic F4.1 Provision of natural light

- (d) **Class 9b buildings** - to all general purpose classrooms in primary or secondary schools and all playrooms or the like for the use of children in *children's services centres*.

PART F5 NOISE TRANSMISSION AND INSULATION

Substitute F5.1 as follows:

Vic F5.1 Application of Part

- (a) **Floors and internal walls separating sole-occupancy units, and service installations** must provide a reasonable level of acoustic privacy in-
- (i) **Class 1 buildings** joined by a separating wall as *required* by Clause 7 of Specification C1.9; and
 - (ii) **Class 2 and 3 buildings** except *residential aged care buildings*.
- (b) Construction satisfies (a) if it complies with the provisions of this Part.

Add Part F6 as follows:

VIC PART F6 THERMAL INSULATION

F6.1 Application

This Part applies to Class 1, 2 and 3 buildings.

F6.2 Provision of thermal insulation

- (a) **R values** - In this Part "R" or "R value" means the thermal resistance of an element of the building measured in $m^2.K/W$.
- (b) **Performance requirement** - Residential buildings must have a reasonable level of thermal insulation to conserve energy used for internal heating and cooling.
- (c) The requirements of (b) are satisfied-
- (i) if the building complies with all elements of option A or all elements of option B of Vic Table F6.1; or
 - (ii) if the building achieves a House Energy Rating of at least 4 stars as assessed by-
 - (A) a registered building practitioner in the category of building surveyor accredited in the use of Energy Victoria's House Energy Rating; or
 - (B) Energy Victoria.

Table F6.1 MINIMUM OVERALL R VALUE

ELEMENT	OPTION A	OPTION B
Roof or ceiling	R2.2	R2.2
External walls	R1.3	R1.7
Ground Floor	R1.0	R0.4

- (d) **Deemed "R Values"** - An element described in column 1 of Table F6.2 is deemed to have the R value adjacent to it in column 2.

Table F6.2 R VALUES FOR COMMON ELEMENTS

DESCRIPTION OF ELEMENT col 1	R VALUE col 2
Roofs or ceilings	
Tiled or metal pitched roof, R2.5 bulk insulation between ceiling joists, lined ceiling	R2.4
Tiled or metal pitched roof, rfl as sarking and insulation over rafters, R2.0 bulk insulation between ceiling joists, lined ceiling	R2.2
Metal deck roof, rfl as sarking and insulation, 20 mm air gap, R2.0 bulk insulation installed between joists/beams, rfl as a vapour barrier, ceiling lining on underside of joists/beams	R2.2
Metal deck roof, R2.0 bulk insulation installed between rafters, rfl as a vapour barrier, ceiling lining on underside of rafters	R2.2
Metal deck roof, R2.0 bulk insulation installed between roof battens, rfl as a vapour barrier, ceiling lining on top of exposed rafters	R2.2
Tiled roof, rfl as sarking and insulation, R2.0 bulk insulation installed between counter battens, optional rfl as a vapour barrier, ceiling lining on top of exposed rafters	R2.2
External walls	
Brick/masonry veneer with double sided rfl fixed to external face of studs, lined internally	R1.3
Brick/masonry veneer with R1.5 bulk insulation between the studs, lined internally	R1.7
Brick/masonry veneer with R1.0 foam board fixed over the face of the studs, lined internally	R1.7
Weatherboard/fibre-cement, double sided perforated rfl dished between studs lined internally	R1.3
Weatherboard/fibre cement cladding, R1.5 bulk insulation between studs, lined internally	R1.7
Cavity brick with R0.8 foam board in cavity	R1.3
150 mm concrete panel with R1.0 foam board and lined internally	R1.3
Floors	
Concrete/masonry on ground	R1.5
Timber framed floor open around perimeter	R0.4
Timber framed floor, enclosed perimeter perforated rfl dished between joists	R1.0
Timber framed floor, enclosed perimeter, 13 mm foam board fixed to the underside of floor joists	R1.0

- (e) **Exemptions** - The requirements of this Part do not apply to the following elements:

- (i) **concrete panels, cavity brick, earthwall construction, ashlar stone or other masonry walls** which have a thickness (excluding any cavity) of not less than 180 mm if the floor of the building is concrete or masonry in direct contact with the ground;
- (ii) **windows, vents and other similar openings** in walls, roofs and ceilings.

- (f) **Separating walls** - For the purposes of (c), a wall which separates a Class 1, 2 or 3 building from a Class 10a building is regarded as an *external wall*.

F6.3 Chimneys and flues

Chimneys and flues from open solid fuel-burning appliances must be provided with a damper or flap.

F6.4 Installation of reflective foil laminate

Installation of reflective foil laminate (rfl) must comply with AS/NZS 4200.2.

SECTION G ANCILLARY PROVISIONS

PART G1 MINOR STRUCTURES AND COMPONENTS

Add Vic G1.101 as follows:

Vic G1.101 Children's services centres - outdoor play space

Any outdoor play space in a *children's services centre* must be enclosed on all sides with fences or barriers at least 1.5 m high measured from ground level, with any gates and fittings complying with AS 1926.1.

SECTION H SPECIAL USE BUILDINGS

Add Vic Part H101 as follows:

VIC PART H101 ∫ REQUIREMENTS FOR CLASS 3 AND CLASS 9A RESIDENTIAL AGED CARE BUILDINGS

Vic H101.1 Application of Part

This Part applies to Class 3 and 9a *residential aged care buildings*.

Vic H101.2 Doorway width

- (a) ∫ The clear width of all bedroom entrance doorways must be not less than 900 mm.
- (b) ∫ The clear width of all other doorways must be not less than 800 mm.

Vic H101.3 Windows

- (a) ∫ The sill height of windows in *habitable rooms* (except kitchens) must be not more than 900 mm above the floor.
- (b) ∫ Openable windows must be provided with flyscreens.

Vic H101.4 Grab rails and handrails

- (a) ∫ Grab rails must be provided in association with every closet fixture, shower or bath in accordance with the Residential Care Design Guidelines.
- (b) ∫ Handrails must be provided along both sides of every common passageway or common corridor used by residents and they must be-
 - (i) ∫ fixed not less than 50 mm clear of the wall; and
 - (ii) ∫ where practicable, continuous for their full length.

Vic H101.5 Water temperature

- (a) ∫ The temperature of water supplied to baths and showers for use by residents must be controlled to avoid the risk of scalding whilst ensuring the stored water temperature does not encourage the growth of Legionella Bacteria.
- (b) ∫ The hot water temperature satisfies (a) if it complies with the minimum design parameters of the Residential Care Design Guidelines.

Vic H101.6 Electronic communications system

- (a) ŷ An electronic communication system must be provided to enable residents and staff to summon assistance in *habitable rooms* (other than kitchens), water closets, shower rooms and bathrooms.
- (b) ŷ A communication system satisfies (a) if it -
- (i) ŷ contains a back-up power supply; and
 - (ii) ŷ has a control that enables the call to be cancelled manually at the point of origin only; and
 - (iii) ŷ incorporates a device at the point of origin that indicates the system has operated; and
 - (iv) ŷ incorporates an indication panel in the manager's office or staff area that clearly identifies from where the call has originated; and
 - (v) ŷ has an audible tone that has a continuous signal until deactivated at the point of origin; and
 - (vi) ŷ is operational at all times; and
 - (vii) ŷ has two call points in each en-suite or combined shower/water closet with one call point located in the shower recess and the other on the wall beside the closet pan ahead of the bowl rim; and
 - (viii) has call points (other than those mentioned in (vii)) which are located-
 - (A) ŷ within the reach of a resident whilst in bed; and
 - (B) ŷ in all common *habitable rooms*; and
 - (C) ŷ in all bathrooms, *sanitary compartments* and shower rooms where the call point must be of waterproof construction and within reach of any fallen resident.

Vic H101.8 Electrical power outlets

- (a) ŷ Sufficient general purpose outlets must be provided for electrical appliances in bedrooms in locations that obviate the need for extension leads.
- (b) ŷ The following requirements satisfy (a):
- (i) ŷ In bedrooms with one occupant - two general purpose outlets provided on a minimum of two walls.
 - (ii) ŷ For each additional occupant - two general purpose outlets provided at the head of each additional bed.

Vic H101.9 Fire safety in Class 3 residential aged care buildings

- (a) ŷ A Class 3 *residential aged care building* not more than 25 m in *effective height* that has a *residential sprinkler system* or a *sprinkler system* installed throughout the building may be constructed in accordance with (b) provided that -
- (i) ŷ where a *residential sprinkler system* is installed in the building the system is -
 - (A) ŷ connected to the fire brigade in accordance with Practice Note No. 07 if -
 - (aa) it has more than 100 sprinkler heads; or
 - (bb) the building is registered to accommodate more than 32 residents; and
 - (B) maintained using the principles of AS 1851.3 as applicable; and

SUPERCEDED

- (ii) \dot{y} where a *sprinkler system* is installed it is fitted with *residential sprinkler system* heads in bedrooms; and
- (iii) \dot{y} an *automatic* smoke detector system (that need not be connected to the fire brigade) is installed in accordance with-
 - (A) \dot{y} Specification E1.7 Clause 8(b)(i); or
 - (B) \dot{y} (aa) Specification E1.7 Clause 9 provided Clause 9(c) is applied as if the building was unsprinklered; and
 - (bb) Practice Note No. 07; and
- (iv) \dot{y} the *automatic* smoke alarm system and the *sprinkler system* are connected to an alarm panel constructed in accordance with Practice Note No. 07; and
- (v) \dot{y} fire orders are provided in accordance with G4.9.
- (b) \dot{y} Subject to compliance with (a) the following concessions are permissible:
 - (i) \dot{y} C3.11 - deletion of requirement for *self-closing* fire doors or solid-core doors in doorways providing access to *sole-occupancy units* (except those opening to fire-isolated *exits*).
 - (ii) \dot{y} Specification C1.1 - deletion of the requirement for *internal walls* to have an FRL, except that walls bounding *public corridors* must be clad in *non-combustible* material and smoke-proof in accordance with C2.5(b)(iii).
 - (iii) \dot{y} D1.3 - deletion of the requirement for stairways that serve not more than 5 *storeys* to be *fire-isolated stairways* provided -
 - (A) \dot{y} the stairway is smoke enclosed with construction that complies with D2.6 (except D2.6(a) and (b)(i)); and
 - (B) \dot{y} *storeys* 4 and 5 are served by a minimum of 2 smoke enclosed stairways.
 - (iv) \dot{y} E1.3 - deletion of the requirement for internal hydrants in buildings that have a *rise in storeys* of not more than 5 provided -
 - (A) \dot{y} an external hydrant is installed in accordance with E1.3; or
 - (B) \dot{y} a dry fire main fitted with standard hydrant heads is installed in the building with -
 - (aa) the hydrant heads being located in accordance with E1.3; and
 - (bb) the pipework being installed in accordance with E1.3 (as if it were a fire main suitable for that building) except that it does not need to be connected to a water supply; and
 - (cc) \dot{y} a booster inlet connection being provided in accordance with E1.3; and
 - (dd) \dot{y} an external hydrant being within 60 m of the booster connection.
 - (v) \dot{y} E1.4 - deletion of the requirement for hose reels in buildings that have a *rise in storeys* of not more than 5 provided the building is protected by -
 - (A) \dot{y} hydrants that comply with E1.3; or
 - (B) \dot{y} dry fire mains in accordance with (iv).
 - (vi) \dot{y} E4.9 - deletion of the requirement for an emergency warning and intercommunication system provided an intercom system with override public address facility is installed in accordance with Practice Note No. 08.

SUPERCEDED

Add Vic Part H102 as follows:

VIC PART H102 PLACES OF PUBLIC ENTERTAINMENT

Vic H102.1 Application of Part

This Part applies to all places of public entertainment as defined in the Building Act 1993 and prescribed in Regulation 10.2 of the Building Regulations 1994.

Vic H102.2 Temporary tiered seating, concourses and embankments

- (a) Temporary tiered seating stands and embankments must be designed using engineering principles and constructed to provide for the safety of the patrons and orderly means of evacuation in an emergency.
- (b) The requirements of (a) are satisfied if -
 - (i) the temporary tiered seating, concourses and embankments comply with the provisions of Section B, Section D and Clause H1.4(a)(ii), (iii) and (b); and
 - (ii) the maximum slope of tiered seating does not exceed 34 degrees when measured from the horizontal plane; and
 - (iii) aisles are evenly spaced throughout the structure and have -
 - (A) a minimum width of 1 m; and
 - (B) the aggregate of aisle widths leading to an *exit* of not less than the *required* width of that *exit*; and
 - (C) no one aisle servicing more than-
 - (aa) 120 patrons where individual seating with backs is provided; or
 - (bb) 200 patrons in any other case; and
 - (iv) when applying the balustrading requirements of Section D, the height of plat balustrading that directly abuts seating (ie with no aisle between the seat and the balustrading) is measured from the plat or seat base whichever is the higher; and
 - (v) transverse aisles are provided at a horizontal distance of not more than 10 m between any row of seats; and
 - (vi) all individual moveable seats are -
 - (A) fixed in groups of not less than four; and
 - (B) not used in stepped or ramped seating areas; and
 - (vii) for any spectators' embankment -
 - (A) where the rear slope exceeds 1 in 5, a guard rail is installed with no openings except at the heads of steps or ramps; and
 - (B) where the forward or front slope exceeds 1 in 8, the embankment is stepped with plats not less than 500 mm wide and risers not greater than 230 mm high; and
 - (viii) guard rails are installed to protect any fence, balustrade or railing associated with stepped or ramped standing spaces where excess pressure is expected from spectators.

Vic H102.3 Motor vehicle racing

- (a) ý Every place of public entertainment where motor vehicle racing takes place must be provided with suitable barriers and guard rails to protect the public from injury.
- (b) ý The following construction satisfies (a):
- (i) ý Compliance with CAMS "Track Operators Safety Guide"; and
 - (ii) ý For stock car racing the installation of the following barriers-
 - (A) ý on the outer margin of the track a continuous concrete, close boarding or long guard barrier having a height of not less than 900 mm; and
 - (B) ý on all curved sections of the track within 3 m of the barrier described in (A) a stout welded or woven wire mesh fence adequately supported having a height of not less than 1.8 m above the adjacent spectators viewing areas; and
 - (C) ý between the public viewing area and the fence described in (B) a suitable crowd barrier that will prevent spectators entering within 1.2 m of that fence.

Vic H102.4 Sanitary and amenity facilities

- (a) ý Sufficient sanitary and amenity facilities must be provided at places of public entertainment for use by patrons.
- (b) ý The following sanitary and amenity provisions in places of public entertainment satisfy (a):
- (i) ý In places other than buildings:
 - (A) ý One closet fixture for every 200 female patrons or part thereof.
 - (B) ý One closet fixture or urinal for every 200 male patrons or part thereof, at least 30% of which must be in the form of closet fixtures.
 - (C) ý One washbasin for every 200 patrons or part thereof.
 - (D) ý For use by disabled persons, one unisex facility within the meaning of Part F2 of the BCA for every 100 closet fixtures or part thereof *required* under (A) and (B).
 - (E) ý One drinking fountain or drinking tap for every wash basin *required* under (C).
 - (F) ý First aid facilities in accordance with Vic F2.101.
 - (ii) ý In buildings, Part F2.

Add Vic Part H103 as follows:

VIC PART H103 ý FIRE SAFETY IN CLASS 2 AND 3 BUILDINGS (EXCEPT RESIDENTIAL AGED CARE BUILDINGS)

- (a) ý A Class 2 or 3 building (except *residential aged care buildings*) not more than 25 m in *effective height* that has a *residential sprinkler system* or a *sprinkler system* installed through-out the building may be constructed in accordance with (b) provided that-

SUPERCEDED

- (i) $\dot{\gamma}$ where a *residential sprinkler system* is installed in the building the system is -
 - (A) $\dot{\gamma}$ connected to the fire brigade in accordance with Practice Note No. 07 if it has more than 100 sprinkler heads; and
 - (B) $\dot{\gamma}$ maintained using the principles of AS 1851.3 as applicable; and
- (ii) $\dot{\gamma}$ where a *sprinkler system* is installed it is fitted with *residential sprinkler system* heads in bedrooms; and
- (iii) $\dot{\gamma}$ an *automatic* smoke alarm system (that need not be connected to the fire brigade) is installed in accordance with Specification E1.7; and
- (iv) $\dot{\gamma}$ fire orders are provided in Class 3 buildings in accordance with G4.9.
- (b) $\dot{\gamma}$ Subject to compliance with (a), the following concessions are permissible:
 - (i) $\dot{\gamma}$ C3.11 - deletion of requirement for *self-closing* fire doors or solid-core doors in doorways providing access to *sole-occupancy units* (except those opening to fire-isolated *exits*).
 - (ii) $\dot{\gamma}$ Specification C1.1 - deletion of requirement for *internal walls* to have an FRL, except that walls bounding *public corridors* must be clad in *non-combustible* material and smoke-proof in accordance with C2.5(b)(iii).
 - (iii) $\dot{\gamma}$ D1.3 - deletion of the requirement for stairways that serve not more than 5 *storeys* to be *fire-isolated stairways* provided-
 - (A) $\dot{\gamma}$ the stairway is smoke enclosed with construction that complies with D2.6 (except D2.6(a) and (b)(i)); and
 - (B) $\dot{\gamma}$ in a Class 3 building, *storeys* 4 and 5 are served by a minimum of 2 smoke enclosed stairways.
 - (iv) $\dot{\gamma}$ D1.4(a)(i)(A) - maximum distance of travel may be increased from 6 m to 12 m.
 - (v) $\dot{\gamma}$ D1.5(c)(i) - maximum distance between alternative *exits* may be increased from 45 m to 60 m.
 - (vi) $\dot{\gamma}$ E1.3 - deletion of the requirement for internal hydrants in buildings that have a *rise in storeys* of not more than 5 provided -
 - (A) $\dot{\gamma}$ an external hydrant is installed in accordance with E1.3 except that the nozzle at the end of the length of hose need only reach the entry door of any *sole-occupancy unit* to be considered as covering the *floor area* within the *sole-occupancy unit*; or
 - (B) $\dot{\gamma}$ a dry fire pipe fitted with standard hydrant heads is installed in the building with -
 - (aa) the hydrant heads being located in accordance with E1.3; and
 - (bb) the pipework being installed in accordance with E1.3 (as if it were a fire main suitable for that building) except that it does not need to be connected to a water supply; and
 - (cc) $\dot{\gamma}$ a booster inlet connection being provided in accordance with E1.3; and
 - (dd) $\dot{\gamma}$ an external hydrant being within 60 m of the booster connection.
 - (vii) $\dot{\gamma}$ E1.4 - deletion of the requirement for hose reels in buildings that have a *rise in storeys* of not more than 5 provided the building is protected by

SUPERCEDED

SUPERCEDED

- (A) hydrants that comply with E1.3; or
- (B) dry fire mains in accordance with (vi)(B).

Footnote:

SPECIAL REQUIREMENTS FOR CERTAIN BUILDINGS AND COMPONENTS

In addition to any applicable provisions of the Building Control Act 1981, the Victoria Building Regulations and this Code, there are a number of technical building design and construction requirements of which practitioners should be aware. The following is a list of some of these:

- 1. Abattoirs, knackeries**
 - 1.1 √ Authority: Department of Agriculture
 - 1.2 √ Relevant legislation: Meat Industry Act 1993, Meat Industry Regulations 1994
- 2. Accommodation - Residential (boarding houses, guest houses, hostels, motels)**
 - 2.1 √ Approval authority: Municipal council
 - 2.2 √ Relevant legislation: Health Act 1958, Health (Prescribed Accommodation) Regulations 1990
- 3. Accommodation - Supported Residential Services**
 - 3.1 √ Approval authority: Department of Health and Community Services
 - 3.2 √ Relevant legislation: Health Services Act 1988, Health Services (Residential Care) Regulations 1991
 - 3.3 √ Design codes: Residential Care Design Guidelines
- 4. Alpine Resorts - approval of construction**
 - 4.1 √ Approval authority: Alpine Resorts Commission
 - 4.2 √ Relevant legislation: Alpine Resorts Act 1983
- 5. * * √ * ***
- 6. Children's Services Centres**
 - 6.1 √ Approval authority: Office of Pre-school and Child Care
 - 6.2 √ Relevant legislation: Health Act 1958, Children's Services Centres Regulations 1988
 - 6.3 √ Design codes: Design brief for long day care centres and supplements
- 7. Crematoria, vaults, mortuary churches, etc**
 - 7.1 √ Approval authority: Department of Health and Community Services, cemetery trusts
 - 7.2 √ Relevant legislation: Cemeteries Act 1958
- 8. Crown land - construction approval**
 - 8.1 √ Approval authority: Office of Conservation and Environment, Department of Conservation and Natural Resources
 - 8.2 √ Relevant legislation: Crown Land (Reserves) Act 1978
- 9. Dairies**
 - 9.1 √ Authority: Department of Agriculture
 - 9.2 √ Relevant legislation: Dairy Industry Act 1984, Dairy Industry (Quality Assurance) Regulations 1985
- 10. Dried fruit establishments**
 - 10.1 √ Authority: Department of Agriculture
 - 10.2 √ Relevant legislation: Dried Fruits Act 1958, Dried Fruits Regulations 1988
- 11. Electrical installations**
 - 11.1 √ Approval authority: State Electricity Commission or local supply authority in some metropolitan areas
 - 11.2 √ Relevant legislation: State Electricity Commission Act 1958, Electric Light and Power Act 1958, SEC Wiring Regulations 1992
 - 11.3 √ Design codes: SAA Wiring Rules, AS 3000/3011
- 12. Fences - (dividing fences)**
 - 12.1 √ Relevant legislation: Fences Act 1958
 - 12.2 √ Appeal body: Magistrates' Court
- 13. Fire prevention in existing buildings**

SUPERCEDED

- 13.1 ý Authority: Municipal council ý
- 13.2 ý Relevant legislation: Building Act 1993, Building Regulations 1994, Health Act 1958, ý Health (Fire Prevention) Regulations 1985 ý
- 13.3 ý Design codes: Guidelines for achieving fire safety when recycling a building, AUBRCC ý 1992 ý
- 13.4 ý Appeal body: Building Appeals Board (Building Act only) ý
- 14. Food premises**
 - 14.1 ý Approval authority: Municipal council ý
 - 14.2 ý Relevant legislation: Food Act 1990 ý
- 15. Gas installations**
 - 15.1 ý Approval authority: Gas and Fuel Corporation ý
 - 15.2 ý Relevant legislation: Gas and Fuel Corporation Act 1958, Gas Installations Regulations ý 1992 ý
 - 15.3 ý Design codes: Gas Installation Code AG601 1992 ý
- 16. Habitation standards for existing dwellings**
 - 16.1 ý Authority: Building Control Commissioner ý
 - 16.2 ý Relevant legislation: Housing Act 1983, Housing (Standard of Habitation) Regulations ý 1983 ý
- 17. Historic buildings**
 - 17.1 ý Approval authority: Historic Buildings Council ý
 - 17.2 ý Relevant legislation: Historic Buildings Act 1981 ý
- 18. Hospitals, nursing homes, health care buildings**
 - 18.1 ý Approval authority: Department of Health and Community Services ý
 - 18.2 ý Relevant legislation: Health Act 1958, Mental Health Act 1986 ý
- 19. Lifts installations**
 - 19.1 ý Approval authority: Occupational Health and Safety Authority ý
 - 19.2 ý Relevant legislation: Lift and Cranes Act 1967, Lift Regulations 1988 ý
 - 19.3 ý Design codes: AS 1735 Lifts, elevators and walks, OHS 25 Code of practice for lifts ý
- 20. Movable dwellings (in caravan parks)**
 - 20.1 ý Approval authority: Municipal council ý
 - 20.2 ý Relevant legislation: Caravan Parks and Movable Dwellings Act 1988 ý
 - 20.3 ý Design codes: Draft Australian Standard 91009 Movable Premises Part 1, Relocatable ý Homes ý
 - 20.4 ý Appeals body: Caravans Parks Committee c/o Office of Local Government, Department ý of Planning and Development ý
- 21. Occupational health and safety**
 - 21.1 ý Approval authority: Occupational Health and Safety Authority ý
 - 21.2 ý Relevant legislation: Occupational Health and Safety Act 1985, Occupational Health and ý Safety (Lead Control) Regulations 1985, Asbestos Regulations 1992, Dangerous Goods ý Act 1985, Dangerous Goods (Explosives) Regulations 1988, Dangerous Goods ý (Transport) Regulations 1987, Dangerous Goods (Storage and Handling) Regulations ý 1989, Dangerous Goods (Liquefied Gases Transfer) Regulations 1987, Health Act 1958, ý Health (Entry Into Confined Spaces) Regulations 1984 ý
 - 21.3 ý Design codes: Various codes of practice published by the Authority ý
- 22. Pharmacies**
 - 22.1 ý Approval authority: Pharmacy Board of Victoria ý
 - 22.2 ý Relevant legislation: Pharmacy Act 1974, Pharmacists Regulations 1992 ý
 - 22.3 ý Design codes: Guidelines for Good Pharmaceutical Practice 1993 ý
- 23. Planning controls**
 - 23.1 ý Approval authority: Municipal council, in some cases the Minister for Planning ý

SUPERCEDED

23.2 ý Relevant legislation: Planning and Environment Act 1987 ý

23.3 ý Design codes: Planning schemes ý

23.4 ý Appeal body: Administrative Appeals Tribunal ý

24. Prisons and gaols

24.1 ý Approval authority: Office of Corrections ý

24.2 ý Relevant legislation: Corrections Act 1986 ý

25. Radiation safety

25.1 ý Approval authority: Department of Health and Community Services ý

25.2 ý Relevant legislation: Health Act 1958, Health (Radiation Safety) Regulations 1984 ý

25.3 ý Design codes: AS 2398-1980 Fixed Diagnostic X-ray Equipment - Design Construction and Installation, other Australian standards and codes of practice ý

26. Schools (non-government)

26.1 ý Approval authority: Registered Schools Board ý

26.2 ý Relevant legislation: Education Act 1958 ý

27. Sanitary plumbing, water supply and sewerage

27.1 ý Approval authority: Melbourne Water in metropolitan area, sewerage and water supply authorities in country areas ý

27.2 ý Relevant legislation: Water Act 1989, Victorian Water Supply and Sewerage Plumbing Regulations 1986 ý

27.3 ý Design codes: AS 3500 National Plumbing and Drainage Code 1990 ý

28. Septic tank installations

28.1 ý Approval authority: Municipal council ý

28.2 ý Relevant legislation: Environment Protection Act 1970 ý

28.3 ý Design codes: Septic Tanks Code of Practice 1990 ý

29. Subdivision of buildings

29.1 ý Approval authority: Municipal Council ý

29.2 ý Relevant legislation: Subdivision Act 1987 ý

29.3 Appeals body: Administrative Appeals Tribunal ý

***** ý

INTRODUCTION

This Appendix contains variations and additions to the BCA provisions which are considered necessary for the application of the Code in Western Australia.

CONTENTS

A - GENERAL PROVISIONS

WA Specification A1.3 Standards Adopted by Reference.

B - STRUCTURE

WA B1.3(g) Footings

WA B1.3(m) Earth wall construction

WA B1.3(p) Seismic construction: Class 1 buildings

WA Specification B1.3(m) Earth Wall Construction

WA Specification B1.3(p) Seismic Construction- Class 1 Buildings.

C - FIRE RESISTANCE

WA Specification C1.1 Fire Resisting Construction

WA Specification C1.9 Fire Resistance of Class 1 and 10 Buildings

WA Specification C1.10 Early Fire Hazard Indices

D - ACCESS AND EGRESS

WA Table D1.13 Area per person according to use

WA D2.1 Application of Part

WA D2.16 Balustrades

WA Table D3.2 Requirements for access for people with disabilities - building access requirements y

WA D3.3 Parts of buildings to be accessible y

E - SERVICES AND EQUIPMENT

WA E1.3 Fire hydrants

WA Table E1.5 Requirement for sprinklers

WA E1.10 Provision for special hazards

WA Table E2.2 Deemed-to-satisfy provisions for smoke hazard management y

WA E2.3 Provision for special hazards y

WA E2.101 Natural smoke venting y

F - HEALTH AND AMENITY

- WA Table F2.4 Facilities for people with disabilities ý
 WA F2.5 Construction of sanitary compartments ý
 WA F4.12 Reflective glazing ý

G - ANCILLARY PROVISIONS

- WA G1.1 Swimming pools

SECTION A GENERAL PROVISIONS

PART A1 INTERPRETATION

Insert the following heading for Specification A1.3:

WA SPECIFICATION A1.3 ý STANDARDS ADOPTED BY REFERENCE

In Table 1 of Specification A1.3, insert the following standards:

WA TABLE 1 SCHEDULE OF REFERENCED DOCUMENTS

No.	Date	Title	BCA Clause(s)
BS 336		Fire hose couplings and ancillary equipment	WA E1.3(viii), WA E1.3(x)

SECTION B STRUCTURE

PART B1 STRUCTURAL PROVISIONS

Delete B1.3(g) and (m), and insert WA B1.3(m) and (p) as follows:

WA B1.3 Construction deemed-to-satisfy

- (g) (deleted).
 (m) **Earthwall construction:** WA Specification B1.3(m).
 (p) **Seismic construction:** Class 1 buildings: WA Specification B1.3(o).

After Part B2, insert WA Specification B1.3(m) as follows:

WA Specification B1.3(m) EARTH WALL CONSTRUCTION

1. Scope

This Specification contains the requirements for *earth-wall construction*.

2. Definitions

For the purpose of this Specification:

Adobe construction means a type of construction using blocks of sun dried mud.

Bulletin 5 means CSIRO-NBTC Bulletin 5 Earth Wall Construction 4th Edition 1987.

Earth-wall construction means *adobe construction, mechanically pressed-soil block construction or rammed-earth construction*.

Mechanically pressed-soil block construction means a type of construction using blocks produced by pressed block making machines.

Rammed-earth construction means a type of construction in which damp earth is tamped in situ between temporary movable framework.

Terrain Category followed by a designation, refers to the terrain category so designated in AS 1170.2.

3. Not permitted in certain places

A building must not be of *earth-wall construction* if it is situated on a *site* that is subject to flooding.

4. Construction generally

(a) *ý* A building of *earth-wall construction* must be constructed in accordance with the recommendations contained in *Bulletin 5* except where varied by this Specification.

(b) *ý* A building of *earth-wall construction* must not exceed two *storeys* in height and walls must be laterally restrained at intermediate floor level.

5. Sample of test results may be required

Prior to and during construction, Council may require-

(a) *ý* in the case of-

(i) *ý* *rammed-earth construction* - a sample panel at least 900 mm long by 900 mm high;

(ii) *ý* *adobe construction* - a sample comprising of a least 3 blocks, made of the materials and by the methods to be used in the construction, to be provided for inspection on the site; and

(b) *ý* in the case of *mechanically pressed-soil block construction* - the submission to it of the results of tests, conducted in accordance with Appendix E of *Bulletin 5*, made on blocks of the kind to be used in the construction after they have been moist cured for seven days.

6. Minimum thickness of walls

In a building of *earth-wall construction*, the thickness of a wall must be-

(a) *ý* In the case of *adobe construction or rammed-earth construction*-

(i) *ý* for an *external wall*, not less than 250 mm; and

(ii) *ý* for an *internal wall*, not less than 200 mm;

(b) *ý* In the case of *mechanically pressed-soil block construction*-

(i) *ý* for an *external wall*, not less than 250 mm; and

(ii) *ý* for an *internal wall*, not less than 150 mm.

7. Protection

Every building of *earth-wall construction*-

- (a) ý must be provided with a suitable means of protection to prevent water from the roof running down the face of every wall; and
- (b) ý must, except in the case illustrated in Figure 1.3 of *Bulletin 5*, have the ground adjacent to the walls so graded and paved as to prevent any surface water from reaching those walls.

After WA Specification B1.3(m), insert WA Specification B1.3(p) as follows:

WA Specification B1.3(p) ý SEISMIC CONSTRUCTION - CLASS 1 BUILDINGS

1. ý Scope

This Specification is a set of methods which satisfy the performance requirements of B1.1 in respect of earthquake loads.

2. ý Interpretation

In this Specification -

- (a) ý timber framing connector means a manufactured connector system for timber joints formed from 1.2 mm minimum thickness galvanised steel and punched to take nails; and
- (b) ý acceleration coefficient means an index number determined under AS 1170.4

3. ý Construction

- (a) ý In locations with an acceleration coefficient of 0.12 or greater but less than 0.15, any Class 1 building must comply with WA Table B1.3A.
- (b) ý In locations with an acceleration coefficient of 0.15 or greater, any Class 1 building must comply with WA Table B1.3B.

WA TABLE B1.3A ý

1. ý Application

- (a) ý This Table applies to Class 1 buildings having a *rise in storeys* no greater than 1 and located in an area with a coefficient of acceleration of 0.12 or greater but less than 0.15.
- (b) ý This Table does not apply to Class 1 buildings having
 - (i) ý a roof clad with concrete or terracotta tile; or
 - (ii) ý masonry projections or overhangs, masonry parapets or unbraced masonry chimneys.

2. ý Foundations and Footings

- (a) ý Stumps - of steel, timber or reinforced concrete.
- (b) ý Bracing to stumps with galvanised M12 bolts or equivalent to comply with AS1684-
 - (i) ý at intervals not exceeding 10m.
 - (ii) ý at corner stumps - in two directions.
 - (iii) ý to every stump projecting more than 650 mm out of the ground.
- (c) ý Floor beams - fixed to the top of stumps with two M10 diameter bolts or equivalent fixing.
- (d) ý Bottom plates of framed structures where fixed to a concrete raft or strip footing - fixed with M10 bolts or masonry anchors at 1200 mm maximum centres.
- (e) ý Concrete strip footings - continuously reinforced with two layers of reinforcement comprising two 12 mm diameter bars (Grade 400Y) per layer and tied with R6 ligatures at centres not exceeding 2.5 times the depth of the footing.

SUPERCEDED

(f) ý Raft slabs - incorporating monolithic edge beams.

3. ý Framed Wall Construction

(a) ý Metal framing-

- (i) ý complying with AS 1538 or AS 1664, braced and noggged with welded joints or fixed with self-tapping fastenings or bolts to give a joint of equal strength.
- (ii) ý with material used in walls, other than bracing, not to be less than 1.2 mm thick.
- (iii) ý wall plates - continuous between cross walls or spliced to maintain strength.

(b) ý Timber framing-

- (i) ý fixed with timber framing connectors nailed with a least three 2.8mm diameter x 30 mm long nails to each fixing plate or the connector; or
- (ii) ý constructed of seasoned timber, fixed with at least two 2.8 mm diameter nails, machine nailed through the top or bottom wall plate into the stud.
- (iii) ý wall plates - continuous between cross walls or spliced to maintain strength.

4. ý Masonry Construction

(a) ý Internal or *external walls* 4m in length or greater - stiffened by cross walls, columns or bracing, certified by a *professional engineer* as complying with AS 1170.4.

(b) ý Cross walls - tied to the internal leaf of cavity walls by fully bonding or by metal ties at every second course.

(c) ý Mortar - at least as strong as a 1:1:6.

(d) ý Masonry units - to have good mortar adherence properties.

(e) ý Bricks-

- (i) ý laid on full bed joint with full perpend.
- (ii) ý to be solid when laid in the top two courses of *internal walls* and the internal leaf of *external walls*.

(f) ý Reinforcement-

- (i) ý both leaves of *external walls*, reinforced with two R6 bars (Grade 250), or two 3.15 mm diameter bars (Grade 450), in the course immediately under *window sills* and over door and *window heads*.
- (ii) ý placed in the external leaf of an *external wall*, galvanised.
- (iii) ý to extend a minimum of 300 mm beyond the supporting cross walls or columns.
- (iv) in cross walls, turned and lapped 300 mm into the *external walls*.
- (v) ý splices, not less than 300 mm

(g) ý Continuous reinforced brick bond beams, comprising two R6 bars (Grade 250), or two 3.15 mm diameter bars (Grade 450), in each of the top three bed joints, constructed-

- (i) ý on the internal leaf of all *external walls* and on all cross walls; and
- (ii) ý where the roof is pitched on the external leaf of an *external wall*, on that external leaf.

(h) ý Top wall plates - fixed to the second top course of walls by masonry anchors, or equivalent fixing, at 1 800 mm maximum centres.

5. ý Veneer on Frame Construction

(a) ý Veneers-

- (i) ý to comprise an external leaf of masonry and *internal walls* of timber or metal framing.
- (ii) ý to be fixed in accordance with AS 3700.

6. ý Roof Construction

(a) ý Roof bracing - to transfer all horizontal loads directly to crosswalls.

(b) ý Roof framing - fixed to the top wall plate using timber framing connectors nailed with at least three 2.8 mm diameter x 30 mm long nails to each fixing plate of the connector.

WA TABLE B1.3B ý

SUPERCEDED

SUPERCEDED

1. ý Application

- (a) ý This Table applies to Class 1 buildings having a *rise in storeys* no greater than 1 and located in an area with a coefficient of acceleration of 0.15 or greater.
- (b) ý This Table does not apply to Class 1 buildings having-
 - (i) ý a roof clad with concrete or terracotta tile; or
 - (ii) ý masonry projections or overhangs, masonry parapets or unbraced masonry chimneys.

2. ý Foundations and Footings

- (a) ý stumps - of steel, timber or reinforced concrete.
- (b) ý Bracing to stumps - fixed with galvanised M 12 bolt or equivalent to comply with AS1684-
 - (i) ý at intervals not exceeding 8m.
 - (ii) ý at corner stumps in two directions.
 - (iii) ý to every stump projecting more than 500 mm out of the ground.
- (c) ý Floor beams- fixed to the top of stumps with two M10 bolts or equivalent fixing.
- (d) ý Bottom plates of framed structures where fixed to a concrete raft or strip footing - fixed with M10 bolts or masonry anchors at 1 200 mm maximum centres.
- (e) ý Concrete strip footings - continuously reinforced with two layers of reinforcement comprising two 12 mm diameter bars (Grade 400Y) per layer and tied with R6 ligatures at centres not exceeding 2.5 times the depth of the footing.
- (f) ý Raft slabs- Incorporating monolithic edge beams.

3. ý Framed Wall Construction

- (a) ý Metal framing-
 - (i) ý complying with AS 1538 or AS 1664, braced and noggged with welded joints or fixed with self-tapping fastenings or bolts to give a joint of equal strength.
 - (ii) ý with material used in walls, other than bracing, not be less than 1.2 mm thick.
 - (iii) ý wall plates - continuous between cross walls or spliced to maintain strength.
- (b) ý Timber framing-
 - (i) ý fixed with timber framing connectors nailed with at least three 2.8mm diameter x 30 mm long nails to each fixing plate or the connector; or
 - (ii) ý constructed of seasoned timber, fixed with at least two 2.8 mm diameter nails, machine nailed through the top or bottom wall plate into the stud.
 - (iii) ý wall plates- continuous between cross walls or spliced to maintain strength.

4. ý Veneer on Frame Construction

- (a) ý Veneers-
 - (i) ý to comprise an external leaf of masonry and *internal walls* of timber or metal framing.
 - (ii) ý to be fixed in accordance with AS 3700.
- (b) ý timber framing-
 - (i) ý wall plates-
 - (A) ý fixed to transfer lateral loads between frames of *external walls* and frames of *internal walls*.
 - (B) ý F8 grade timber minimum dimensions 100 mm x 50 mm where cross walls are spaced at not greater than 4 800 mm centres.
 - (ii) ý *external walls* framing in *external walls* - fixed to supporting cross walls at or near top wall plate level by at least two timber framing connectors with at least three 2.8 mm diameter nails to each plate of the connector or by bolting the frames together with M10 minimum diameter bolts.
- (c) ý metal framing-
 - (i) ý wall plates-
 - (A) ý fixed to transfer lateral loads between frames of *external walls* and frames of *internal walls*.

SUPERCEDED

SUPERCEDED

- (B) ý minimum dimensions 78 mm x 31 mm x 1.2 mm where cross walls are spaced at not greater than 5 500 mm centres, and stiffened by an additional 75 mm x 78 mm x 1.6 mm plate where the span exceeds 3 500 mm.
- (ii) ý *external walls* - framing in *external walls*, fixed to supporting cross walls at or near top wall plate level by at least two framing connectors or by bolting the frames together with M 10 minimum diameter bolts.
- (d) ý *external walls* - 100 mm x 100 mm galvanised steel mesh fixed to the timber or metal framing of *external walls* clad with masonry veneer.
- (e) ý masonry veneer - may not be placed over openings or in gables.
- 6. ý Roof Construction**
- (a) ý Roof bracing - transfer all horizontal loads directly to crosswalls.
- (b) ý Roof framing - fixed to the top wall plate using timber framing connectors nailed with at least three 2.8 mm diameter x 30 mm long nails to each fixing plate of the connector.
-

SECTION C FIRE RESISTANCE

PART C1 FIRE RESISTANCE AND STABILITY

Delete the lead-in to Clause 2.5(a) in Specification C1.1 and insert WA Specification C1.1 Clause 2.5(a) lead-in as follows:

WA Specification C1.1 ý FIRE-RESISTING CONSTRUCTION

- (a) ý Steel columns - Except in a *fire wall*, *common wall* or an *external wall* that requires an FRL, a steel column need not have an FRL in a building that contains-

Delete Specification C1.9 Clause 8 and insert WA Specification C1.9 Clause 8 as follows:

WA Specification C1.9 ý FIRE-RESISTANCE OF CLASS 1 AND 10 BUILDINGS

8. Sarking-type materials

Any *sarking-type material* and such material used for flexible air ducts in a Class 1 building must have a *Flammability Index* of not more than 5.

Delete Clause 2(a) from Specification C1.10 and insert WA Specification C1.10 Clause 2(a) as follows:

WA SPECIFICATION C1.10 ý EARLY FIRE HAZARD INDICES

2. ý Class 2 to 9 buildings: General requirements

- (a) ý in the case of *sarking-type material* and such material used for flexible air ducts, have a *Flammability index* of not more than 5; or

SECTION D ACCESS AND EGRESS

PART D1 PROVISION FOR ESCAPE

Vary Table D1.13 as follows:

WA Table D1.13 AREA PER PERSON ACCORDING TO USE

TYPE OF USE	m ² per person
Theatre and public halls	1

PART D2 CONSTRUCTION OF EXITS

Delete D2.1 and insert WA D2.1 as follows:

WA D2.1 Application of Part

Except for WA D2.16(i), this Part does not apply to-

- (a) a Class 1 or Class 10 building; or
- (b) the internal parts of a *sole-occupancy unit* in a Class 2 or Class 3 building or a Class 4 part of a building.

After D2.16(h) insert WA D2.16(i) as follows:

WA D2.16 Balustrades

- (i) In a Class 1 or Class 10 building, the sole-occupancy parts of a Class 2 or Class 3 building, and a Class 4 part of a building, every accessible balcony, sun-deck, open floor, or the like, having its floor more than 1500 mm above the finished level of the ground or floor below, must have at least a single horizontal rail part of which must be at a height in the range of 750 mm to 900 mm above the floor.

PART D3 ACCESS FOR PEOPLE WITH DISABILITIES

Delete Table D3.2 and insert WA Table D3.2 as follows:

WA TABLE D3.2 REQUIREMENTS FOR ACCESS FOR PEOPLE WITH DISABILITIES BUILDING ACCESS REQUIREMENTS	
Class 3	
(a) If the building contains-	To and within-
more than 10 <i>sole-occupancy units</i> up to 49 units	one <i>sole-occupancy unit</i>
more than 49 units but not more than 99	2 <i>sole-occupancy units</i>
more than 99 units	3 <i>sole-occupancy units</i>
(b) accommodation for more than 10 persons other than in <i>sole-occupancy units</i> -	
up to 49 beds	2 beds
more than 49 beds but not more than 99	4 beds
more than 99 beds	6 beds
(c) Common areas that are <i>required</i> to be accessible	the entrance floor and to all public areas on every floor.

SUPERCEDED

Note: For the purposes of this Table, a double bed counts as one bed.

Class 5, 6, 7 and 8 ý	To and within buildings with a <i>floor area</i> greater than 500 m ² ; and to and within any floor to which vertical access by way of a ramp, step ramp or kerb ramp, or passenger lift is provided.
Class 9a	To and within all areas normally accessible to the public, patients or staff.
Class 9b	
<i>Assembly building</i> not being a ý <i>school</i> or an <i>early childhood centre</i> ý	To and within every room that accommodates more than 100 persons, and if fixed seating is provided, not less than 1 wheelchair space for each 200 seats, or part, with a minimum of 2 spaces and a maximum of 12; and to and within every room that accommodates more than 100 persons and has a built-in amplifying system, there shall be provided an approved audio hearing augmentation system; and within any other floor to which vertical access by way of a ramp, step ramp or kerb ramp, or passenger lift is provided.
<i>School</i> ý	To every room if no alternative similar facilities to those provided in that room are accessible elsewhere in the <i>school</i> .
<i>Early childhood centre</i> ý	To and within every room used by children.
Class 10a - to which the public will have access:	(a) where toilet facilities are provided - one unisex facility, and (b) ý where shower facilities are provided - one shower for use by both sexes.
Note:	The calculation of <i>floor area</i> and the number of persons accommodated is in accordance with D1.13.

After D3.3(c) insert WA D3.3(d) as follows:

WA D3.3 Parts of buildings to be accessible

- (d) ý In buildings *required* by Table D3.2 to provide access for people with disabilities, every passenger lift, excluding private and service lifts, must-
- (i) ý be provided with a handrail complying with the provisions for a mandatory handrail in AS1735.12; and
 - (ii) ý have minimum internal floor dimensions complying with the relevant provisions of AS1735.12; and
 - (iii) ý have doors with a minimum clear opening complying with the relevant provisions of AS1735.12; and
 - (iv) ý be fitted, in addition to any other sensory beams or devices that may be fitted, with a door opening sensory beam located at least 900 mm but not more than 1200 mm above floor level; and
 - (v) ý have all numbers and buttons for operating the lift located at heights above floor level complying with the relevant provisions of AS1735.12.

SUPERCEDED

SECTION E SERVICES AND EQUIPMENT

PART E1 FIRE-FIGHTING EQUIPMENT

Delete E1.3(b)(vii) and add WA E1.3(b)(vii) to (xi) as follows:

WA E1.3 Fire hydrants

- (b) $\dot{\gamma}$ (vii) it is designed to meet the operational requirements of the local fire service for operating flows and pressures; and
- (viii) $\dot{\gamma}$ every *required* hydrant must be a copper alloy wheel operated valve designed to open anti-clockwise, and fitted with 65 mm instantaneous female couplings complying with BS 336; and
- (ix) $\dot{\gamma}$ where the height of a fire service exceeds 75 m, it must be segregated into zones and a relay booster pump installed in the main between zones, and no zone must exceed 50 m in height; and
- (x) $\dot{\gamma}$ (A) a 100 mm fire main must be fitted with two inlets, and a 150 mm main with four inlets, each consisting of a 60 mm instantaneous coupling conforming with BS336 ; and
- (B) $\dot{\gamma}$ each inlet must be protected by a single twist release lugged blank cap to permit the release of any pressure build up behind the cap; and
- (xi) $\dot{\gamma}$ fire pumps serving hydrants must have manual override start and stop buttons and indicator lights located at the Fire Brigade Booster connection cabinet and at the Fire Control Centre where provided. The *automatic* start control is not *required* for a Relay Booster Pump.

Add note (iii) to Table E1.5 as follows:

WA Table E1.5 REQUIREMENTS FOR SPRINKLERS

Notes: (iii) See Clause WA E1.10 Provisions for special hazard.

Delete E1.10 and insert WA E1.10 as follows:

WA E1.10 Provision for special hazards

- (a) $\dot{\gamma}$ Suitable additional provision must be made if special problems of fighting fire could arise because of-
- (i) $\dot{\gamma}$ the nature or quantity of materials stored, displayed or used in a building or on the allotment; or
- (ii) $\dot{\gamma}$ the location of the building in relation to a water supply for fire-fighting purposes.
- (b) $\dot{\gamma}$ Special provision for fire-fighting is *required* in, but is not limited to, the following buildings or parts of buildings:
- (i) $\dot{\gamma}$ Class 7 and 8 buildings or those parts of buildings with one or more *fire compartments* greater than 3500 m² used for occupancies of excessive hazard as defined in Specification E1.5.
- (ii) $\dot{\gamma}$ Class 7 and 8 buildings or those parts of buildings with one or more *fire compartments* greater than 5000 m² used for occupancies of ordinary

SUPERCEDED

hazard as defined in AS 2118 other than those occupancies of Ordinary Hazard Group 1 and those of excessive hazard provided for under (i).

- (c) ∫ For buildings covered by (b)(i), the requirements of E1.10 are satisfied if each *fire compartment* is provided with-
- (i) ∫ a fast response *sprinkler system* designed by a *professional engineer*; or
 - (ii) ∫ a *sprinkler system* and-
 - (A) ∫ an *automatic* smoke control system in accordance with AS 1668.1; or
 - (B) ∫ *automatic smoke-and-heat vents* in accordance with E2.4; or
 - (C) ∫ natural smoke venting in accordance with WA E2.101.
- (d) ∫ For buildings covered by (b)(ii), the requirements of E1.10 are satisfied if each *fire compartment* is provided with-
- (i) ∫ a *sprinkler system*; or
 - (ii) ∫ an *automatic* smoke control system in accordance with AS 1668.1; or
 - (iii) ∫ an *automatic* smoke detection system in accordance with Specification E1.7; or
 - (iv) ∫ *automatic smoke-and-heat vents* in accordance with E2.4; or
 - (v) ∫ natural smoke venting in accordance with WA E2.101.

PART E2 SMOKE CONTROL

WA Table E2.2 ∫ DEEMED-TO-SATISFY PROVISIONS FOR SMOKE HAZARD MANAGEMENT

Add (a)(iv) to Table E2.2 under the heading "Fire Isolated Stairways, Ramps and Passageways" as follows:

FIRE ISOLATED STAIRWAYS, RAMPS AND PASSAGEWAYS

- (a) (iv) a Class 9 building except a *school* having a *rise in storeys* not exceeding 3; or
-

Delete (b) under the heading "Other Class 9 buildings" and insert the following: ∫

Other class 9 buildings

- (b) Sporting complexes including sports halls, gymnasiums, *swimming pools*, ice and roller rinks, and the like are exempt from the provisions in (a).
-

Delete E2.3 and insert WA E2.3 as follows:

WA E2.3 Provisions for special hazards

- (a) ∫ Additional smoke hazard management measures may be *required* if-
- (i) ∫ due to the building arrangement; or
 - (ii) ∫ the nature of occupancy; or
 - (iii) ∫ the nature or quantity of materials stored, displayed or used in the building,

SUPERCEDED

SUPERCEDED

the potential is created for smoke to present a special hazard during evacuation of that building or part of that building.

- (b) $\dot{\gamma}$ Special hazard management is *required*, but is not limited to, the following buildings or parts of buildings:
- (i) $\dot{\gamma}$ (A) Class 9 buildings or parts of buildings used as nightclubs, $\dot{\gamma}$ discotheques or for similar uses. $\dot{\gamma}$
- (B) $\dot{\gamma}$ In respect of these buildings or parts of buildings, the requirements of E2.3 are satisfied if a building or part of a building is provided with-
- (aa) an *automatic* smoke exhaust system in accordance with Specification E2.2; or
- (bb) $\dot{\gamma}$ *automatic smoke-and-heat vents* in accordance with E2.4 activated on the detection of smoke; or
- (cc) $\dot{\gamma}$ if within a single storey building and the *floor area* of the *fire compartment* is not more than 5000 m², a fast response *sprinkler system* complying with Specification E1.5; or
- (dd) if within a *fire compartment* with a *floor area* not more than 200 m², a fast response *sprinkler system* complying with Specification E1.5.
- (ii) $\dot{\gamma}$ (A) Class 9 buildings or parts of buildings used as theatres or stages other than those provided for under Part H1.
- (B) $\dot{\gamma}$ In respect of these buildings or parts of buildings with the *floor area* of a *fire compartment* greater than 1000 m², the requirements of E2.3 are satisfied if each *fire compartment* is provided with-
- (aa) a *sprinkler system*; or
- (bb) an *automatic* smoke detection system in accordance with Specification E1.7.
- (iii) $\dot{\gamma}$ (A) Class 9 buildings or parts of buildings used as public halls and exhibition halls, other than cinemas provided for under (iv) or those provided for under Part H1.
- (B) $\dot{\gamma}$ In respect of these buildings or parts of buildings with the *floor area* of a *fire compartment* greater than 1000 m², the requirements of E2.3 are satisfied if each *fire compartment* is provided with-
- (aa) $\dot{\gamma}$ an *automatic* smoke exhaust system in accordance with Specification E2.2; or
- (bb) if single storey, *automatic smoke-and-heat vents* in accordance with E2.4 activated on the detection of smoke; or
- (cc) $\dot{\gamma}$ if within a single storey building and the *floor area* of the *fire compartment* is not more than 5000 m²-
- a *sprinkler system*; or
 - an *automatic* smoke detection system in accordance with Specification E1.7; or
- (dd) if the building has a *rise in storeys* of 2 or less and the *floor area* of the *fire compartment* is 3500 m² or less, a *sprinkler system*.
- (iv) $\dot{\gamma}$ (A) Class 9 buildings or parts of buildings used as cinemas, other than those provided for under Table E2.2 or Part H1.

SUPERCEDED

SUPERCEDED

- (B) In respect of these buildings or parts of buildings the requirements of E2.3 are satisfied if each *fire compartment* is provided with-
 - (aa) a *sprinkler system*; or
 - (bb) an *automatic* smoke detection system in accordance with Specification E1.7.
- (v) (A) Class 9 buildings or parts of buildings used as sports halls with one or more *fire compartments* with a *floor area* greater than 2000 m² and with fixed seating for 1000 or more spectators, other than-
 - (aa) *swimming pools*; or
 - (bb) ice skating rinks; or
 - (cc) those buildings provided for under C1.7.
- (B) In respect of these buildings or parts of buildings the requirements of E2.3 are satisfied if each *fire compartment* is provided with-
 - (aa) an *automatic* smoke exhaust system in accordance with Specification E2.2; or
 - (bb) if single storey, *automatic smoke-and-heat vents* in accordance with E2.4 activated on the detection of smoke; or
 - (cc) if within a single storey building and the *floor area* of the *fire compartment* is not more than 5000 m²-
 - a *sprinkler system*; or
 - an *automatic* smoke detection system in accordance with Specification E1.7; or
 - (dd) if the building has a *rise in storeys* of 2 or less and the *floor area* of the *fire compartment* is 3500 m² or less, a *sprinkler system*.

Add WA E2.101 as follows:

WA E2.101 Natural smoke venting

Windows, doors, panels, or the like, provided to control the movement of smoke must-

- (a) be in accordance with Part F4; and
- (b) be as evenly distributed as practicable; and
- (c) be readily openable, except that where *windows*, panels or the like are provided on the ground level storey, they need only be shatterable.

SECTION F HEALTH AND AMENITY

PART F2 SANITARY AND OTHER FACILITIES

Delete Table F2.4 and insert WA Table 2.4 as follows:

WA TABLE F2.4 SANITARY FACILITIES FOR PEOPLE WITH DISABILITIES

CLASS OF BUILDING	MINIMUM FACILITY FOR USE BY PEOPLE WITH DISABILITIES
-------------------	--

Class 3 -

In every *sole-occupancy unit* to which access for people with disabilities is *required*

one closet pan and washbasin; and
(b) one shower.

Class 5,6,8 and 9 buildings *required* to be accessible by Part D3 and Table D.3.2 and Class 3 if accommodation is other than in *sole-occupancy units*, or other parts of the building are *required* to be accessible-

TOTAL FACILITIES NORMALLY REQUIRED	MINIMUM NUMBER FOR USE BY PEOPLE WITH DISABILITIES
Closet pans (including those provided for use by people with disabilities) plus urinals-	
1 - 100 ý	(a) one unisex closet pan and washbasin; or (b) one closet pan and washbasin for each sex.
101 - 200	(a) 2 unisex closet pans and washbasins; or (b) one closet pan and washbasin for each sex and one unisex closet pan and washbasin.
more than 200 ý	3 unisex closet pans and washbasins or one closet pan and washbasin for each sex and two unisex closet pans and washbasins
In all cases, facilities for females must include adequate means for the disposal of sanitary towels.	
Showers ý	(a) one shower for each 10 or part thereof normally <i>required</i> but not less than one for use by both sexes; and (b) where showers <i>required</i> by other regulations are provided one must comply with AS 1428.1- Shower Recesses and Circulation Spaces for Shower Access.

Delete F2.5(b) and insert WA F2.5(b) follows:

WA F2.5 Construction of sanitary compartments

- (b) ý Doors - the door of every fully enclosed closet pan compartment must-
- (i) ý open outwards; or
 - (ii) ý be readily removable from the outside.

PART F4 LIGHT AND VENTILATION

After F4.11 insert WA F4.12 as follows:

WA F4.12 Reflective glazing

- (a) ý Interpretation: Reflective glazing means glass or other glazing material that for one, or a combination or two or more of the following reasons-
- (i) ý the properties of the glass or material;
 - (ii) ý the application to glass or material of a reflective film or any other form of treatment; or
 - (iii) ý the method of construction used in the building component of which the glass or material forms part, has a light or heat reflective value that exceeds 16%
- (b) ý Restrictions on use: Reflective glazing used in a door, *window* or other component of a roof or *external wall* of every building other than a Class 1 or Class 10 building, must not-

- (i) cause glare or heat radiation that will have any undue adverse effect on the surrounding environment; and
- (ii) create any undue traffic hazard.

SECTION G ANCILLARY PROVISIONS ý

PART G1 MINOR STRUCTURES AND COMPONENTS

Delete G1.1 and insert WA G1.1 as follows:

WA G1.1 Swimming pools

- (a) ý **Drainage:** *A swimming pool* must have suitable means of drainage.
- (b) ý **Safety fencing:** *A swimming pool* with a depth of water more than 300 mm must have suitable barriers, or safety fencing in accordance with AS 2818 and AS 1926, to restrict access by young children to-
 - (i) ý the allotment or the immediate pool surrounds if there is only one Class 1 building on the allotment; or
 - (ii) ý the immediate pool surrounds, if the *swimming pool* is associated with a number of Class 1 buildings on the same allotment or a Class 2 or 3 building.

INDEX

A

Access and egress: Section D

Access, for people with disabilities: Part D3

Accreditation Certificate, definition: A1.1

Adoption of Standards and other references: A1.2

Air-handling systems, smoke hazard management: E2.2, Spec E2.2
ventilation of rooms: F4.5

Airlocks: F4.9

Alarm systems, atrium buildings: Spec G3.8

fire and smoke alarms: E1.7, Table E2.2

fire detection: Spec E1.7

Alpine area, construction: Part G4

definition: A1.1

Alteration, definition: A1.1

in a united building: A4.2

Alternative exits, discharge: D1.10

distance between: D1.5

Aluminium, construction: B1.3

Amenity and health: Section F

Ancillary provisions: Section G

Application of this Code, to a particular State or Territory: A1.5

Artificial lighting: F4.4

Assembly building, ceiling height: F3.1

definition: A1.1

Attachments, fire-resistance: Spec C1.1

Atrium, buildings, fire and smoke control systems: Spec G3.8

construction: Part G3

dimensions: G3.2

definition: A1.1

exits: G3.7

fire-isolated exits, smoke hazard management: E2.2

smoke hazard management: E2.1

Atrium well, definition: A1.1

Attic rooms, ceiling height: F3.2

Auditorium, discharge of exits: D1.10

theatres and public halls: Part H1

Automatic, definition: A1.1

B

Backstage, definition: A1.1

Balconies, atriums: G3.5

open access: D2.5

Balustrades: D2.16

Basements, calculation of rise in storeys: C1.2

smoke hazard management: E2.2

Bathroom, ceiling height: F3.1

walls, sound insulation: F5.5

waterproofing: F1.7

Baths, Class 1, 2, 3 and 9 buildings: F2.1

Battery rooms, separation of equipment: C2.12

Bedrooms, natural light: F4.1

Blockwork, construction: B1.3

Boilers, separation of equipment: C2.12

installation: G2.2

Booster connections, fire mains: Spec E1.2

fire hydrants: E1.3

Borrowed natural light: F4.3

Borrowed natural ventilation: F4.7

Brickwork, construction: B1.3

Building classifications: A3.2

Building elements, fire resistance: Spec A2.3

Bushfire prone areas, construction: Part G5

C

Cables and wires, protection of service penetrations: C3.15

Carparks, ventilation: F4.11

smoke hazard management: Table E2.2

Carport, Class 1 buildings: Spec C1.9

Cellulose fibre reinforced cement roofing: F1.5

Certificate of Accreditation, definition: A1.1

Chimneys, flues, fireplaces, heating appliances: Part G2

Chutes, incinerators: G2.4

shafts: Spec C1.1

Class 1 buildings, fire-resistance: C1.9, Spec C1.9

sanitary facilities: F2.1

Class 2 buildings, bounding construction: C3.11

dimensions of exits: D1.6

distance between alternative exits: D1.5

Early Fire Hazard Indices: Spec C1.10

exit signs: E4.7

exit travel distance: D1.4

fire-isolated exits required: D1.3

number of exits required: D1.2

sanitary facilities: F2.1

Type of fire-resisting construction required: C1.1, C1.5

Class 3 buildings, access for people with disabilities: D3.2

bounding construction: C3.11

dimensions of exits: D1.6

distance between alternative exits: D1.5

Early Fire Hazard Indices: Spec C1.10

emergency warning and intercommunication systems: E4.9

exit signs: E4.7

exit travel distance: D1.4

fire-isolated exits required: D1.3

number of exits required: D1.2

sanitary facilities: F2.1, F2.3

Type of fire-resisting construction required: C1.1, C1.5

Class 4 buildings, bounding construction: C3.11

dimensions of exits: D1.6

exit travel distance: D1.4

number of exits required: D1.2

Type of fire-resisting construction required: C1.1, C1.6

Class 5 buildings, access for people with disabilities: D3.2

dimensions of exits: D1.6

distance between alternative exits: D1.5

exit travel distance: D1.4

fire-isolated exits required: D1.3

number of exits required: D1.2

sanitary facilities: F2.3

Type of fire-resisting construction required: C1.1

Class 6 buildings, access for people with disabilities: D3.2

dimensions of exits: D1.6

distance between alternative exits: D1.5

exit travel distance: D1.4

fire-isolated exits required: D1.3

number of exits required: D1.2

sanitary facilities: F2.3

SUPERCEDED

Type of fire-resisting construction required: C1.1

Class 7 buildings, access for people with disabilities: D3.2

calculation of rise in storeys: C1.2

dimensions of exits: D1.6

distance between alternative exits: D1.5

exit travel distance: D1.4

fire-isolated exits required: D1.3

number of exits required: D1.2

sanitary facilities: F2.3

Type of fire-resisting construction required: C1.1

weatherproofing: F1.4

Class 8 buildings, access for people with disabilities: D3.2

calculation of rise in storeys: C1.2

dimensions of exits: D1.6

distance between alternative exits: D1.5

exit travel distance: D1.4

fire-isolated exits required: D1.3

number of exits required: D1.2

sanitary facilities: F2.3

type of fire-resisting construction required: C1.1

weatherproofing: F1.4

Class 9 buildings, access for people with disabilities: D3.2

dimensions of exits: D1.6

distance between alternative exits: D1.5

Early Fire Hazard Indices: Spec C1.10

exit travel distance: D1.4

fire-isolated exits required: D1.3

number of exits required: D1.2

sanitary facilities: F2.3

type of fire-resisting construction required: C1.1

Class 9a buildings, ceiling heights: F3.1

compartmentation: C2.5

emergency warning and intercommunication systems: E4.9

fire detection and alarm systems: E1.7

horizontal exits: D1.11

stairway landings: D2.14

Class 9b buildings, emergency warning and intercommunication systems: E4.9

Class 10a buildings, fire-resistance: C1.9, Spec C1.9

weatherproofing: F1.4

Classification, of buildings: A3.2

principles: A3.1

SUPERCEDED

SUPERCEDED

multiple: Type of construction: C1.3

multiple: A3.3

Closet pans, sanitary facilities: Part F2

Clothes washing facilities, Class 1, 2 and 3 buildings : F2.1

Combustible, definition: A1.1

Common wall, definition: A1.1

Class 10 buildings, fire-resistance: Spec C1.9 y

fire-resistance: Spec C1.1 y

Compartmentation, Class 9a buildings: C2.5

floor area limitations: C2.2

large isolated buildings: C2.3

separation of openings in external walls: C3.3

vertical separation: C2.6

Components, minor structures: Part G1

Composite steel and concrete, construction: B1.3

Concrete roofing tiles, installation: B1.3, F1.5

Concrete structures, fire-resistance level: Spec A2.3

construction: B1.3

Connection of storeys, non-required stairways: D1.12

Construction, in bushfire prone areas: Part G5

exits: Part D2 y

sound transmission: Spec F5.2 y

structural requirements: B1.3 y

Control centres, fire emergency: Spec E1.8

Control joints, protection of openings: C3.1

Corridor, ceiling height: F3.1

Curtain wall, definition: A1.1

fire-resistance: Spec C1.1

vertical separation: C2.6

Curtains, proscenium walls, theatres and public halls: Spec H1.3

D

Damp and weatherproofing: Part F1

Damp-proof course,

mortars: F1.8

termite shields: F1.9

Damp-proofing, floors on ground: F1.10

Dampness, on building site: F1.2

Dead load, structural requirements: B1.2

Delivery room, ceiling height: F3.1

SUPERCEDED

Demolition: Part B2

Design suitability: A2.2

Dimensions of exits: D1.6

Direction signs, exits: E4.6

Disabled persons, access: Part D3

sanitary facilities: F2.4

Discharge from exits: D1.10

Distance, between alternative exits: D1.5

of travel to exits: D1.4

measurement, exits: D1.14, D1.15

Distribution boards, in exits and paths of travel: D2.7

Domestic-type heating appliances: G2.2

Doors, Class 2, 3 and 4 buildings, protection: C3.11

dimensions: D1.6

electricity substations: C2.13

lift landing, separation of shafts: C2.10

operation of latch: D2.21

re-entry from fire-isolated exits: D2.22

revolving: D2.23

signs: D2.23

sliding: D2.19

swinging: D2.20

tilt-up: D2.23

Doorways, construction in alpine areas: G4.3

dimensions: D1.6

in fire-isolated exits: C3.8

in fire walls: C3.5, C3.6

lift landing, protection: C3.10

methods of protection of openings: C3.4

protection in horizontal exits: C3.7

protection of openings: C3.1

required exits: D2.19

thresholds: D2.15

Drainage, domestic-type water heaters: G1.3

swimming pools: G1.1

stormwater: F1.1

E

Early childhood centre, definition: A1.1

Early Fire Hazard Indices: C1.10, Spec C1.10

determination: A2.4

test for assemblies: Spec A2.4

Earthquake load, structural requirements: B1.2

Earthwall construction, structural provisions: B1.3

Effective height, definition: A1.1

Electrical conductors, fire protection: C2.13

Electrical service, switchboard, separation: C2.12

meters in exits and paths of travel: D2.7

switches and outlets, protection of service: C3.15

Electrical substations: C2.13

Emergency generators, separation of equipment: C2.12

Emergency lifts: E3.4

Emergency lighting, buildings in alpine areas: G4.4

design: E4.4 y

exit signs and warning systems: Part E4 y

requirements: E4.2 y

Emergency power supply, buildings containing atriums: Spec G3.8

Emergency warning and intercommunication systems: E4.9, Spec E1.5, Spec E1.7

Enclosure, of space under stairs and ramps: D2.8

Equipment, fire-fighting: Part E1

separation: C2.12

Escalators, non-required: D1.12 Spec D1.12

Escape provisions: Part D1

Essential services, definition: A1.1

items included: E5.3

maintenance: E5.3

Evacuation warning systems, atrium buildings: G3.8

Evidence of fire resistance, building elements: A2.3

Evidence of suitability of materials, form of construction or design: A2.2

Exhaust systems, smoke hazard management: E2.2, Table E2.2, Spec E2.2

theatres and public halls: Spec H1.2

Exhaust ventilation: F4.9

Exit, atriums: G3.7

construction: Part D2 y

definition: A1.1 y

dimensions: D1.6 y

discharge: D1.10 y

discharge in alpine areas: G4.6 y

distance between alternatives: D1.5 y

doors, fire emergency control centres: Spec E1.8 y

doorways and doors: D2.19
fire-isolated, protection of openings: C3.8
fire-isolated, re-entry: D2.22
fire-isolated, travel: D1.7
horizontal: D1.11
installations and services: D2.7
number required: D1.2
power-operated doors: D2.19
revolving doors: D2.19
roller shutters: D2.19
signs, Class 2 buildings: E4.7
signs, Class 3 buildings: E4.7
signs, design and operation: E4.8
signs, direction: E4.6
signs, emergency lighting, warning systems: Part E4
signs, requirements: E4.5
sliding doors: D2.19
swinging doors: D2.20
theatres and public halls: H1.5
tilt-up doors: D2.19
travel distances: D1.4

Exposure, to fire-source feature: Spec C1.1

External stairways: D1.8

External wall, definition: A1.1

Class 1 buildings, fire-resistance: Spec C1.9

Class 10 buildings, fire-resistance: Spec C1.9

fire-resistance: Spec C1.1

protection of openings: C3.2

F

Facilities, sanitary and other: Part F2

Factory, ceiling height: F3.1

classification: A3.2

Fast response sprinklers: Spec E1.5

Fencing, swimming pools: G1.1

Fibre reinforced cement, roof sheeting, installation: B1.3

Fire and smoke, alarms: E1.7

control systems in atrium buildings: G3.8, Spec G3.8

Fire compartment, definition: A1.1

floor area limitations: C2.2

- Fire control centres:** E1.8
- Fire detection**, alarm systems, atrium buildings: Spec G3.8
 - alarm systems, fire services: Spec E1.7
- Fire door**, protection of openings: Part C3
 - signs: D2.23
 - specification: Spec C3.4
- Fire emergency control centres:** Spec E1.8
- Fire extinguishers**, portable: E1.6
- Fire-fighting**, equipment: Part E1
 - services, alpine areas: G4.7
- Fire hose reels:** E1.4
- Fire hydrants:** E1.3
- Fire-isolated exits**, Early Fire Hazard Indices: Spec C1.10
 - passageways: D2.11 y
 - protection of openings: C3.8 y
 - protection of service penetrations: C3.9 y
 - re-entry: D2.22 y
 - requirements: D1.3 y
 - smoke control: E2.2 y
 - stairways and ramps: D2.2 y
 - travel: D1.7 y
- Fire-isolated lift shafts**, protection of openings: C3.10
- Fire-isolated passageway**, definition: A1.1
 - construction: D2.11
- Fire-isolated ramp**, definition: A1.1
 - construction: D2.2
- Fire-isolated stairway**, definition: A1.1
 - construction: D2.2
- Fire orders**, alpine areas: G4.9
- Fireplaces**, construction: G2.3
 - heating appliances, chimneys and flues: Part G2
- Fire precautions**, during construction: E1.9
- Fire protection**, support of another part: Spec C1.1
- Fire-protective covering**, definition: A1.1
- Fire provisions**, special hazards: E1.10
- Fire pumps**, fire mains and water supply services: Spec E1.2
- Fire-resistance and stability:** Part C1
- Fire-resistance**, attachments: Spec C1.1
 - building Spec C1.1
 - fire walls: elements: A2.3, Spec A2.3, Spec C1.1

Class 1 and 10 buildings: Spec C1.9 y

common walls: Spec C1.1 y

external walls: Spec C1.1 y

floors: Spec C1.1 y

indoor sports stadiums: Spec C1.1 y

internal walls: Spec C1.1 y

lintels: Spec C1.1 y

masonry-veneer walls: Spec C1.1 y

mezzanine floors: Spec C1.1 y

open spectator stands: Spec C1.1 y

open-deck car parks: Spec C1.1 y

roofs: Spec C1.1 y

Type of construction: Spec C1.1 y

Fire-Resistance Level, definition: A1.1

determination: Spec A2.3

Fire-resisting, definition: A1.1

Fire-resisting construction, definition: A1.1

lightweight: C1.8 y

requirements: C1.1 y

specification: Spec C1.1 y

Fire-retardant coatings, Early Fire Hazard Indices: Spec C1.10

Fire-separated section: definition: A1.1

Fire shutters, specification: Spec C3.4

Fire sprinkler systems: Spec E1.5

Fire-source feature, definition: A1.1

exposure: Spec C1.1

Fire sprinklers, atrium buildings: Spec G3.8

Fire-stopping, service penetrations: C3.15

Fire-wall, definition: A1.1

Class 9a buildings: C2.5 y

fire-resistance: Spec C1.1 y

protection of doorways: C3.5 y

separation of buildings: C2.7 y

Fire windows, specification: Spec C3.4

Fixed platforms, walkways and ladders: D2.18

Flammability Index, definition: A1.1

sarking type materials: Spec C1.10

sarking-type materials, Class 1 buildings: Spec C1.9

Floor area, Class 9a buildings: C2.5

definition: A1.1

limitations: C2.2

Floor protection, atrium buildings: Spec G3.8

Floors, between units, sound insulation: F5.3

fire-resistance: Spec C1.1 y

on ground, damp-proofing: F1.10 y

openings for services: C3.12 y

timber, sub-floor ventilation: F4.10 y

Flues, chimneys, fireplaces, heating appliances: Part G2

Footings, construction: B1.3

Foundation, definition: A1.1

Fuel services, exits and paths of travel: D2.7

G

Garage, weatherproofing: F1.4

Gas and other fuel services, exits and paths of travel: D2.7

Glass, installation: B1.3

GRP sheeting, roof construction: B1.3

Gypsum plaster, fire-resistance level: Spec A2.3

H

Habitable room, ceiling height: F3.1

definition: A1.1

natural light: F4.1

walls, sound insulation: F5.5

Handrails, construction: D2.17

width of stairways: D2.9

Health and amenity: Section F

Health-care building, definition: A1.1

Hearth, construction of fireplaces: G2.3

Heaters, appliances, installation: G2.2

Heating appliances, fireplaces, chimneys and flues: Part G2

Height of rooms: F3.1

Horizontal exit, definition: A1.1

protection of doorways: C3.7

requirements: D1.11

Hose reels: E1.4

Hydrant, definition: A1.1

fire: E1.3

I

Impact sound, test of equivalence: F5.5, Spec F5.5

Incinerator, chutes, exits and paths of travel: D2.7
rooms: G2.4

Indoor sports stadiums, fire-resistance: Spec C1.1
Type of construction: C1.7

Installations, in exits, paths of travel: D2.7
safety, maintenance: Part E5

Insulation, fire-resistance level, definition: A1.1

Insulation, noise: Part F5

Integrity, fire-resistance level, definition: A1.1

Intercommunication systems, emergency warning: E4.9 Spec E1.5, Spec E1.7

Internal wall, definition: A1.1
fire-resistance: Spec C1.1

J

K

Kitchen, ceiling height: F3.1
sinks, sanitary and other facilities: F2.1
walls, sound insulation: F5.5

L

Ladders, fixed platforms and walkways: D2.18

Land, drainage: F1.3

Landings, dimensions and construction: D2.14

Large isolated buildings, compartmentation: C2.3

Latches, door, operation: D2.21

Laundry, ceiling height: F3.1
walls, sound insulation: F5.5 y
waterproofing: F1.7 y

Lift, emergency: E3.4

indicator panels, protection: C3.10

installations: Part E3

landing doors, separation of shafts: C2.10

motor room, separation: C2.12

motor rooms, fixed platforms, walkways and ladders: D2.18

shafts, lightweight construction: Spec C1.8

shafts, protection of openings: C3.10

shafts, separation: C2.10

shafts, stairways: C2.11 y

stretcher facility: E3.2 y

use in fire: E3.3 y

Light, artificial: F4.4

natural: F4.1, F4.3

Lighting, fire control centres: Spec E1.8

Lightweight construction, definition: A1.1

requirements: C1.8

structural tests: Spec C1.8

Lintels, fire-resistance: Spec C1.1

Live load, structural requirements: B1.2

Loadbearing, definition: A1.1

Loads, structural requirements: B1.2

Lobby, smoke, construction: D2.6

smoke, required: D1.7

Locks, operation of door latch: D2.21

Lofts and platforms, theatres and public halls: H1.6

M

Maintenance of safety installations: Part E5

Masonry, fire-resistance level: Spec A2.3

Masonry-veneer walls, fire-resistance: Spec C1.1

Materials, Early Fire Hazard Indices: Spec C1.10

structural requirements: B1.1

suitability: A2.1

Measurement of distance, emergency lighting: E4.3

exits: D1.14, D1.15

Mechanical ventilation, air locks: F4.9

maintenance: E5.3

rooms: F4.5

theatres and public halls: Spec H1.3

Metal pipes, protection of service penetrations: C3.15

Metal roofing, installation: B1.3

weatherproofing: F1.5

Mezzanine floor, definition: A1.1

fire-resistance: Spec C1.1

Minor structures and components: Part G1

Mixed types of construction, fire-resistance: C1.4

Moisture barriers, floor on ground: F1.10

Mortars, damp-proof: F1.8

Multiple classification, interpretation: A3.3
separation: C2.8, C2.9
Type of construction: C1.3

N

Natural light: F4.1, F4.3

Natural smoke venting: E2.3

Natural ventilation: F4.6

Noise transmission, insulation: Part F5

Non-combustible, definition: A1.1
materials: Spec C1.1

Non-fire-isolated stairways and ramps, construction: D2.3
travel: D1.9

Non-required stairways, ramps and escalators: D1.12

Number, persons accommodated: D1.13

O

Occupant density, number of persons: D1.13

Office, ceiling height: F3.1
classification: A3.2

Oil-fired appliances, domestic: G2.2

Open access ramps, balconies: D2.5

Open-deck carpark, compartmentation: C2.1
definition: A1.1
fire-resistance: Spec C1.1
vertical separation: C2.6
weatherproofing: F1.4

Open fireplaces, construction: G2.3

Openings, definition: A1.1
protection: Part C3

Open space, definition: A1.1
large isolated buildings: C2.3, C2.4
roof: D2.12

Open spectator stand, compartmentation: C2.4
definition: A1.1
dimensions of exits: D1.6
discharge of exits: D1.10
fire-resistance: Spec C1.1
number of exits required: D1.2
openings in external walls: C3.2

Type of construction: C1.7 ý

vertical separation: C2.6 ý

weatherproofing: F1.4 ý

Openings, definition: C3.1

for service installations: C3.14, C3.15

in fire emergency control centres: Spec E1.8

in fire-isolated lift shafts: C3.10

in floors for services: C3.12

in proscenium walls, theatres and public halls: Spec H1.3

in shafts, protection: C3.13

protection: Part C3

protection in fire-isolated exits: C3.8

separation of fire compartments: C3.3

Operating theatre, ceiling height: F3.1

Operation of door latch: D2.21

P

Panel wall, definition: A1.1

fire-resistance: Spec C1.1

Particleboard structural flooring, installation: B1.3

Passageway, ceiling height: F3.1

fire-isolated, construction: D2.11

Paths of travel, installations and services: D2.7

Patient care area, ceiling height: F3.1

compartmentation: C2.5

definition: A1.1

dimensions of exits: D1.6

Pedestrian ramps, construction: D2.10

Penetrations: C3.15

for services, protection: C3.14, C3.15, Spec C3.15

Persons accommodated, number: D1.13

Piling, construction: B1.3

Pipes, soil and waste, sound insulation: F5.6

Plant rooms, fixed platforms, walkways and ladders: D2.18

fire separation: C2.12

Plaster, fire-resistance level: Spec A2.3

Platforms and lofts, theatres and public halls: H1.6

Pools, swimming: G1.1

Portable fire extinguishers: E1.6

Power supply, fire control centres: Spec E1.8

SUPERCEDED

standby in buildings containing atriums: Spec G3.8

Power-operated doors, required exits: D2.19

Precautions against fire, during construction: E1.9

Pressurisation systems, requirements: E2.2, Table E2.2

theatres and public halls: H1.2, Spec H1.2

Principles of classification: A3.1

Private garage, definition: A1.1

Professional engineer, definition: A1.1

Proscenium walls, construction: Spec H1.3

theatres and public halls: H1.3

Protection of openings: Part C3

in shafts: C3.13

methods: C3.4

service penetrations: C3.14, C3.15

Provision for escape: Part D1

Provision for special hazards, fire fighting: E1.10

Public carpark, definition: A1.1

ventilation: F4.11

Public corridor, definition: A1.1

Public hall, ceiling height: F3.1

emergency warning and intercommunication systems: E4.9

stages, theatres: Part H1

Pumps, sound insulation: F5.7

PVC sheeting, roof construction: B1.3

roof lights: spec C1.1

Q

R

Ramps, enclosure of space under: D2.8

external, alpine areas: G4.5

fire-isolated, construction: D2.2

non-fire-isolated, travel: D1.9

non-fire-isolated, construction: D2.3

non-required: D1.12 Spec D1.12

pedestrian, construction: D2.10

Re-entry from fire-isolated exits: D2.22

Referenced Standards: A1.3

Refrigerated chambers, strong rooms and vaults: G1.2

Registered Testing Authority, definition: A1.1

SUPERCEDED

fire-resistance level: Spec A2.3

Required, definition: A1.1

Resistance to the incipient spread of fire, definition: A1.1

Revolving doors, required exits: D2.19

Rigging lofts, theatres and public halls: H1.6

Rise in storeys, calculation: C1.2

definition: A1.1

Risers and treads, dimensions: D2.13

Roller shutters, required exits: D2.19

Roof, as open space: D2.12

construction: B1.3

coverings: F1.5

fire-resistance: Spec C1.1

large isolated buildings: C2.3

protection, atrium buildings: Spec G3.8

sarking: F1.6

separation, atriums: G3.6

structures, fire-resistance concession: Spec C1.1

vents, smoke hazard management: Table E2.2. E2.4

weatherproofing: F1.4

Roof lights: Spec C1.1

Room height: F3.1

Room sizes: Part F3

fire emergency control centres: Spec E1.8

S

Safety fencing, swimming pools: G1.1

Safety installations, maintenance: E5.2

Sanitary compartment, construction: F2.5

definition: A1.1

dimensions of doors: D1.6

operation of door latch: D2.21

waterproofing: F1.7

weatherproofing: F1.4

Sanitary and other facilities: Part F2

Sarking, roof: F1.6

Sarking-type material, definition: A1.1

Early Fire Hazard Indices: Spec C1.10

Class 1 buildings: Spec C1.9

School, definition: A1.1

dimensions of exits: D1.6

School classroom, ceiling height: F3.1

natural light: F4.1

Seating area, theatres and public halls: H1.4

Self-closing, definition: A1.1

Separation by fire walls: C2.7

Separating walls, Class 1 buildings: Spec C1.9

Separation, of classifications, horizontal: C2.8

of classifications, vertical: C2.9 y

of equipment: C2.12 y

of lift shafts: C2.10 y

of rising and descending stair flights: D2.4 y

of plantrooms: C2.12 y

Service penetrations, in fire-isolated exits: C3.9

protection of openings: C3.14, C3.15

specification: Spec C3.15

Service station, classification: A3.2

definition: A1.1

Service units, equipment, calculation of rise in storeys: C1.2

Serviceability, structural: B1.1

Services, protection of openings in floors: C3.12

Shaft, definition: A1.1

lightweight construction: Spec C1.8 y

protection of openings: C3.13 y

separation of lifts: C2.10 y

Shop, ceiling height: F3.1

Shopping centres, compartmentation: C2.3

smoke control: E2.1

Shower enclosures, waterproofing: F1.7

Showers, Class 1, 2 and 3 buildings: F2.1

Signs, fire control centres: Spec E1.8

Site, dampness: F1.2

definition: A1.1

Size of rooms: Part F3

Sliding doors, required exits: D2.19

Sliding fire doors, protection of openings: C3.6

Sloping ceilings, height: F3.2

Smoke and fire alarms: E1.7

Smoke and heat vent, definition: A1.1

large isolated buildings: C2.3

- requirements: E2.4
- Smoke control:** Part E2
- Smoke detectors,** location: Spec E1.7
- Smoke Developed Index,** definition: A1.1
 - requirements: C1.10, Spec C1.10
- Smoke doors,** specification: Spec C3.4
- Smoke exhaust systems:** Table E2.2, Spec E2.2
 - large isolated buildings: C2.3 y
 - separation of equipment: C2.12 y
- Smoke hazard management,** Part E2
 - air-handling systems: E2.2
 - atriums: G3.8, Spec G3.8
 - fire-isolated exits: E2.2, Table E2.2
- Smoke lobby,** construction: D2.6
 - required: D1.7
- Smoke-proof walls,** Class 9a buildings: C2.5
- Snow,** areas, construction: Part G4
 - load, structural requirements: B1.2
- Soil and waste pipes,** sound insulation: F5.6
- Soil treatment,** against termites: B1.3
- Sole-occupancy unit,** definition: A1.1
- Solid-fuel burning appliances,** domestic-type: G2.2
- Sound insulation,** floors between units: F5.3
 - impact, test of equivalence: Spec F5.5
 - pumps: F5.7
 - walls between units: F5.4
 - waste and soil pipes: F5.6
- Sound level,** fire control centres: Spec E1.8
- Sound transmission and insulation:** Part F5
- Sound Transmission Class,** interpretation: F5.2
- Space under stairs and ramps,** enclosure: D2.8
- Spandrels,** vertical separation: C2.6
- Special hazards,** fire provisions: E1.10
- Special use buildings:** Section H
- Spread of Flame Indices,** definition: A1.1
 - requirements: C1.10, Spec C1.10
- Sprinkler system,** definition: A1.1
 - fire suppression: E1.5, Spec E1.5
 - large isolated buildings: C2.3
 - smoke hazard management: Table E2.2

valve equipment, separation: C2.12

wall wetting sprinklers: C3.2, C3.4

Stage, class 9b buildings, definition: A1.1

theatres, public halls: Part H1

Stair, dimensions, treads and risers: D2.13

enclosure of space under: D2.8

flights, rising and descending, separation: D2.4

pressurisation systems, atrium buildings: G3.8

pressurisation, separation of equipment: C2.12

shafts, lightweight construction: Spec C1.8

Stairway, external: D1.8

fire-isolated, construction: D2.2

landings, construction: D2.14

lift shafts: C2.11

non-fire-isolated, construction: D2.3

non-fire-isolated, travel: D1.9

non-required: D1.12 Spec D1.12

width: D2.9

Standard Fire Test, definition: A1.1

Fire-Resistance Level: Spec A2.3

Standards, adoption: A1.2, A1.3, Spec A1.3

STC, ratings for building elements: Spec F5.2

Steel, construction: B1.3

fire-resisting construction: Spec C1.1

Storey, calculation of rise: C1.2

definition: A1.1

Stormwater drainage: F1.1

Stretcher facility, in lifts: E3.2

Strongroom, operation of door latch: D2.21

refrigerated chambers and vaults: G1.2

Structural adequacy, Fire-Resistance Level, definition: A1.1

Structural member, definition: A1.1

Fire-Resistance Level: Spec A2.3

Structural performance: B1.1

Structural Provisions: Part B1

Structural steel members, Fire-Resistance Level: Spec C1.1, Spec A2.3

Structural tests, for lightweight construction: Spec C1.8

Structures, trafficable, alpine areas: G4.7

Sub-floor ventilation: F4.10

Subsoil drainage: F1.2

Suitability of materials, construction or design: A2.1
Supporting parts, of buildings, fire protection: Spec C1.1
Swimming pool, definition: A1.1
 requirements: G1.1
Swinging doors, required exits: D2.20
Switchboard, fire protection: C2.13

T

Telecommunication equipment, in exits, paths of travel: D2.7
Termite shields, damp-proof course: F1.9
Termites, protection: B1.3
Terracotta, roof tiles, installation: B1.3
 weatherproofing: F1.5
Theatre, ceiling height: F3.1
 discharge of exits: D1.10
 emergency warning and intercommunication systems: E4.9
 stages and public halls: Part H1
Thresholds, requirements: D2.15
Tilt-up construction, external walls: C1.11
Tilt-up doors, required exits: D2.19
Timber, construction: B1.3
 floors, sub-floor ventilation: F4.10
Travel, distance, to exits: D1.4
 via fire-isolated exits: D1.7
 via non-fire-isolated stairways and ramps: D1.9
Treads and risers, dimensions: D2.13
Treatment area, definition: A1.1
Treatment room, ceiling height: F3.1
Type of construction, required: C1.1
 fire-resistance: Spec C1.1
 Class 1 buildings: C1.9
 Class 4 buildings: C1.6
 Class 10a buildings: C1.9
 indoor sports stadiums: C1.7
 mixed, fire-resistance: C1.4
 open spectator stands: C1.7

U

United buildings: A4.1
alterations: A4.2

Urinals,

dimensions: F2.6

location: F4.8

sanitary facilities: Part F2

Unisex facility, definition: F2.2

requirements: F2.3

V

Valves, fire mains: Spec E1.2

Vapour barriers, floor on ground: F1.10

Vaults, operation of door latch: D2.21

strongrooms and refrigerated chambers: G1.2

Vehicular access, large isolated buildings: C2.3, C2.4

Ventilation and light: Part F4

Ventilation, of rooms: F4.5

exhaust: F4.9 y

fire control centres: Spec E1.8 y

natural: F4.6 y

public car parks: F4.11 y

smoke: Part E2 y

sub-floor: F4.10 y

theatres and public halls: Spec H1.3 y

Ventilators, protection of openings: C3.1

Vents, roof, smoke control: E2.4

Vertical separation, of classifications: C2.9

compartmentation: C2.6

Volume, fire compartments: C2.2

W

Waiting room, ceiling height: F3.1

Walkways, fixed platforms and ladders: D2.18

Walls, between units, sound insulation: F5.4

lightweight construction: Spec C1.8

weatherproofing: F1.4

Warehouse, ceiling height: F3.1

Warm water installations, design and construction: F2.7

maintenance: E5.3

Warning sign, use of lifts in fire: E3.3

sliding fire door: C3.6

Warning systems, emergency lighting, exit signs: Part E4

Washbasins, dimensions: F2.6

Waste and soil pipes, sound insulation: F5.6

Water closets, location: F4.8

waterproofing: F1.7

Water heaters, household type, access: G1.3

Water supply, fire mains: E1.2, Spec E1.2

fire sprinklers: Spec E1.5

Waterproofing, of wet areas in buildings: F1.7

Weatherproofing, dampness: Part F1

of roofs and walls: F1.4

Weep holes, protection of openings: C3.1

Wet areas, in buildings, waterproofing: F1.7

Width, of stairways: D2.9

Wind load, structural requirements: B1.2

Window, definition: A1.1

fire-resistance of, Class 1 and 10 buildings: Spec C1.9

methods of protection of openings: C3.4

natural light: F4.2, F4.3

protection of openings: C3.1

smoke control: E2.1, E2.3

Wires and cables, protection of service penetrations: C3.15

X

Y

Z

ABBREVIATIONS AND SYMBOLS

Abbreviations and Symbols used in the BCA include:

ABBREVIATIONS

ABCB	Australian Building Codes Board
AISC	Australian Institute of Steel Construction
ALGA	Australian Local Government Association
AS	Australian Standard
ASTM	American Society for Testing and Materials
BCA	Building Code of Australia
BCC	Building Codes Committee
CSIRO	Commonwealth Scientific and Industrial Research Organisation

SUPERCEDED

DBC&E	CSIRO Division of Building, Construction and Engineering
FRL	Fire Resistance Level
GRP	glass fibre reinforced polyester
ISO	International Organisation for Standardisation
MIMS	mineral insulated metal sheathed [cable]
NATA	National Association of Testing Authorities
NBTC	CSIRO National Building Technology Centre
PVC	polyvinyl chloride
SSL	Scientific Services Laboratory
STC	Sound Transmission Class
UPVC	unplasticised polyvinyl chloride

SYMBOLS(SI UNITS)

°C	degree(s) Celsius
K	kelvin(s)
kg	kilogram(s)
kg/m	kilogram(s) per metre
kg/m ²	kilogram(s) per square metre
kg/m ³	kilogram(s) per cubic metre
kPa	kilopascal(s)
kW/m ²	kilowatt(s) per square metre
L	litre(s)
L/s	litre(s) per second
L/s.m ²	litre(s) per second square metre
lx	lux
m	metre(s)
m ²	square metre(s)
m ³	cubic metre(s)
m/s	metre(s) per second
m ³ /s	cubic metre(s) per second
mm	millimetre(s)
mm ²	square millimetre(s)
μm	micrometer ý
MW	megawatt(s) ý
N	newton(s) ý
Pa	pascal(s) ý

***** ý