

SUPERSEDED

Building Code of Australia

B

C

A



ABCB

Australian
Building
Codes
Board

SUPERSEDED

CONTENTS AND FEATURES • INTRODUCTION

General Table of Contents

How To Use

Introduction

GENERAL TABLE OF CONTENTS

	Page
DIVISIONS	
Contents and Features • Introduction	1
General Table of Contents	
Introduction	
A General Provisions	2,001
A0 Application	
A1 Interpretation	
A2 Acceptance of Design and Construction	
A3 Classifications of Buildings and Structures	
A4 United Buildings	
B Structure	4,001
B1 Structural Provisions	
C Fire Resistance	6,001
C1 Fire Resistance and Stability	
C2 Compartmentation and Separation	
C3 Protection of Openings	
D Access and Egress	10,001
D1 Provision for Escape	
D2 Construction of Exits	
D3 Access for People with Disabilities	
E Services and Equipment	13,001
E1 Fire Fighting Equipment	
E2 Smoke Hazard Management	
E3 Lift Installations	
E4 Emergency Lighting, Exit Signs and Warning Systems	
F Health and Amenity	16,001
F1 Damp and Weatherproofing	
F2 Sanitary and Other Facilities	
F3 Room Sizes	

Continued		Page
F4	Light and Ventilation	
F5	Sound Transmission and Insulation	
G	Ancillary Provisions	19,001
G1	Minor Structures and Components	
G2	Heating Appliances, Fireplaces, Chimneys and Flues	
G3	Atrium Construction	
G4	Construction in Alpine Areas	
G5	Construction in Bushfire Prone Areas	
H	Special Use Buildings	21,001
H1	Theatres, Stages and Public Halls	
I	Maintenance	23,001
I1	Equipment and Safety Installations	
	Australian Capital Territory (Appendix)	40,001
	New South Wales (Appendix)	42,001
	Northern Territory (Appendix)	44,001
	Queensland (Appendix)	46,001
	South Australia (Appendix)	48,001
	Tasmania (Appendix)	50,001
	Victoria (Appendix)	53,001
	Western Australia (Appendix)	55,001
	Index • Abbreviations and Symbols	60,001
	History Of Amendments	62,001
	Filing Record	

INTRODUCTION

THE BUILDING CODE OF AUSTRALIA

The Building Code of Australia (BCA) is produced and maintained by the Australian Building Codes Board (ABCB) on behalf of the Commonwealth Government and each State and Territory Government.

The BCA is a uniform set of technical provisions for the design and construction of buildings and other structures throughout Australia. It allows for variations in climate and geological or geographic conditions.

THE AUSTRALIAN BUILDING CODES BOARD

The ABCB is established by agreement between the Commonwealth Government and each State and Territory Government. It is a co-operative arrangement between the signatories, Local Government and the building industry.

It is responsible to the Planning, Housing and Local Government Ministerial Council, and has a mission to achieve nationally consistent performance based building regulatory systems that are efficient, cost effective and meet community and industry needs.

The Board comprises—

- (a) the principal officer of each State and Territory administration responsible for building regulatory matters; and
- (b) a representative of the Commonwealth; and
- (c) a representative of the Australian Local Government Association (ALGA); and
- (d) industry representatives.

The Building Codes Committee (BCC) is the peak technical advisory body to the ABCB, with responsibility for technical matters associated with the BCA.

The BCC comprises—

- (a) the Executive Director of the ABCB; and
- (b) one nominee each of the Commonwealth, State, Territory and ALGA members of the ABCB; and
- (c) industry members appointed by the ABCB.

THE BCA - CONTENT

GOALS

The goals of the BCA are to enable the achievement and maintenance of acceptable standards of structural sufficiency, safety (including safety from fire), health and amenity for the benefit of the community now and in the future.

These goals are applied so that the BCA extends no further than is necessary in the public interest, is cost effective, easily understood, and is not needlessly onerous in its application.

1996 EDITION

The 1996 edition of the BCA is published in two volumes:

Volume One

pertains primarily to Class 2 to 9 buildings

Volume Two

pertains primarily to Class 1 and 10 buildings (houses, sheds, carports, etc)

Both volumes are drafted in a performance format to provide greater flexibility for the use of new and innovative building products, systems and designs.

A user may choose to comply with the *Deemed-to-Satisfy Provisions* or may use an *Alternative Solution* that satisfies the *Performance Requirements*.

The *Deemed-to-Satisfy Provisions* in this edition generally are the same as those contained in the 1990 edition of the BCA, as amended, and include other changes resulting from the ongoing technical improvement program.

STATE AND TERRITORY VARIATIONS AND ADDITIONS

Each State's and Territory's legislation adopts the BCA subject to the variation or deletion of some of its provisions, or the addition of extra provisions. These variations, deletions and additions are contained in Appendices to the BCA.

Variations to Clauses and Tables are identified in the margin. Additional clauses to a Part of the BCA are identified at the end of that Part and in the Section Contents. New Parts and Specifications are identified in the relevant Section Contents.

DEFINITIONS

Words with special meanings are printed in italics and are defined in A1.1.

LEGISLATIVE ARRANGEMENTS

GENERAL

The BCA is given legal effect by building regulatory legislation in each State and Territory. This legislation consists of an Act of Parliament and subordinate legislation which empowers the regulation of certain aspects of buildings and structures, and contains the administrative provisions necessary to give effect to the legislation.

Any provision of the BCA may be overridden by, or subject to, State or Territory legislation. The BCA must therefore be read in conjunction with that legislation. Any queries on such matters should be referred to the State or Territory authority responsible for building regulatory matters.

BCA ADOPTION

The adoption of the 1996 edition of the BCA is addressed in Part A0 of Volume One.

DOCUMENTATION OF DECISIONS

Decisions made under the BCA should be fully documented and copies of all relevant documentation should be retained.

Examples of the kind of documentation which should be prepared and retained include:

- (a) Details of the *Building Solution* including all relevant plans and other supporting documentation.
- (b) In cases where an *Alternative Solution* has been proposed—
 - (i) details of the relevant *Performance Requirements*; and
 - (ii) the *Assessment Method* or methods used to establish compliance with the relevant *Performance Requirements*; and

- (iii) details of any *Expert Judgement* relied upon including the extent to which the judgement was relied upon and the qualifications and experience of the expert; and
- (iv) details of any tests or calculations used to determine compliance with the relevant *Performance Requirements*; and
- (v) details of any Standards or other information which were relied upon.

STRUCTURE

The BCA has been structured as set out in A0.3 and shown in Figure A0.3. It is the ABCB's intent that the *Objectives* and *Functional Statements* be used as an aid to the interpretation of the BCA and not for determining compliance with the BCA.

FURTHER DEVELOPMENT OF THE BCA

Regular amendments are planned to the BCA to improve clarity of provisions, upgrade referenced documents and to reflect the results of research and improved technology.

The ABCB's intention is that the performance provisions of the BCA will be progressively developed. Later stages will therefore include reviewed *Objectives*, *Functional Statements* and *Performance Requirements*.

COMMENTS

Comments in writing on any matter concerning the text, presentation or further development of the BCA are invited from building and other authorities, industry organisations, professional operatives and the public generally. These comments should be addressed to:

Executive Director
Australian Building Codes Board
GPO Box 9839
CANBERRA ACT 2601

SECTION **A**

Amdt 11

GENERAL PROVISIONS

- A0 Application**
 - A1 Interpretation**
 - A2 Acceptance of Design and Construction**
 - A3 Classification of Buildings and Structures**
 - A4 United Buildings**
-

SECTION A CONTENTS

		Page
Part A0	Application	2,021
A0.1	Adoption	
A0.2	BCA Volumes	
A0.3	BCA Structure	
A0.4	Compliance with the BCA	
A0.5	Meeting the Performance Requirements	
A0.6	Objectives and Functional Statements	
A0.7	Deemed-to-Satisfy Provisions	
A0.8	Alternative Solutions	
A0.9	Assessment Methods	
Part A1	Interpretation	2,051
A1.1	Definitions	
A1.2	Adoption of Standards and other references	
A1.3	Referenced Standards, etc	
A1.4	Differences between referenced documents and the BCA	
A1.5	Compliance with all Sections of BCA	
A1.6	Application of the BCA to a particular State or Territory	
A1.7	Language	
Part A2	Acceptance of Design and Construction	2,301
A2.1	Suitability of materials	
A2.2	Evidence of suitability	
A2.3	Fire-resistance of building elements	
A2.4	Fire hazard properties	
A2.5	Resistance to the incipient spread of fire	

	Page
Part A3	
Classification of Buildings and Structures	2,501
A3.1	Principles of classification
A3.2	Classifications
A3.3	Multiple classification
A3.4	Parts with more than one classification
Part A4	
United Buildings	2,701
A4.1	When buildings are united
A4.2	Alterations in a united building
Specifications	3,001
A1.3	Standards Adopted by Reference
A2.3	Fire-Resistance of Building Elements
A2.4	Fire Hazard Property Test for Assemblies
ACT Appendix (Additional provisions - refer to ACT Contents for full details)	40,001
Objective A02	
Functional Statements AF2.1 - AF2.3	
Performance Requirements AP2.1 - AP2.3	
A2.0	Deemed-to-Satisfy Provisions
A2.101	Hazardous materials

PART **A0** APPLICATION

**A0.1 amended by
Amdts No. 1 and
No. 2**

A0.1 Adoption

The dates of adoption of the 1996 edition of the Building Code of Australia (Volume One) and its amendments are shown in the “History of Amendments” division at the end of this Volume.

A0.2 BCA Volumes

- (a) This is Volume One of the Building Code of Australia 1996 which contains the requirements for-
- (i) all Class 2 to 9 buildings; and
 - (ii) access requirements for people with disabilities in Class 10 buildings; and
 - (iii) certain Class 10 structures.
- (b) Volume Two contains the requirements for-
- (i) Class 1 and 10 buildings (other than access requirements for people with disabilities in Class 10 buildings); and
 - (ii) certain Class 10 structures.

**A0.3 inserted by
Amdt No. 1**

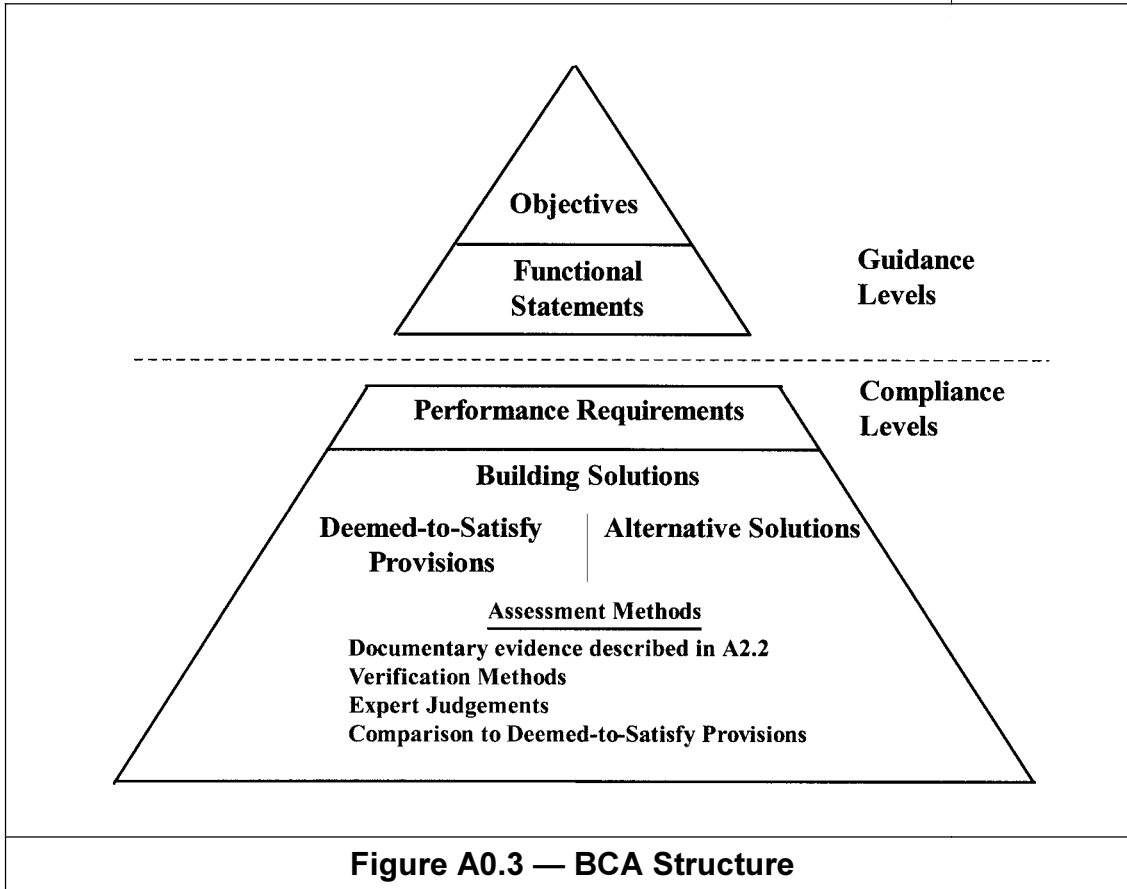
A0.3 BCA Structure

The structure of the BCA comprises the following as shown in Figure A0.3:

- (a) The *Objectives*.
- (b) The *Functional Statements*.
- (c) The *Performance Requirements* with which all *Building Solutions* must comply.
- (d) The *Building Solutions*.

Amdt 11

Deemed-to-Satisfy Provisions



A0.4 Compliance with the BCA

A *Building Solution* will comply with the BCA if it satisfies the *Performance Requirements*.

A0.4 inserted by Amdt No. 1

A0.5 Meeting the Performance Requirements

Compliance with the *Performance Requirements* can only be achieved by—

A0.5 inserted by Amdt No. 1

- (a) complying with the *Deemed-to-Satisfy Provisions*; or
- (b) formulating an *Alternative Solution* which—
 - (i) complies with the *Performance Requirements*; or
 - (ii) is shown to be at least *equivalent* to the *Deemed-to-Satisfy Provisions*; or
- (c) a combination of (a) and (b).

*Deemed-to-Satisfy Provisions***A0.6 Objectives and Functional Statements**A0.6 inserted by
Amdt No. 1

The *Objectives* and *Functional Statements* may be used as an aid to interpretation.

A0.7 Deemed-to-Satisfy ProvisionsA0.7 inserted by
Amdt No. 1

A *Building Solution* which complies with the *Deemed-to-Satisfy Provisions* is deemed to comply with the *Performance Requirements*.

A0.8 Alternative SolutionsA0.8 inserted by
Amdt No. 1

- (a) An *Alternative Solution* must be assessed according to one or more of the *Assessment Methods*.
- (b) An *Alternative Solution* will only comply with the BCA if the *Assessment Methods* used to determine compliance with the *Performance Requirements* have been satisfied.

A0.9 Assessment MethodsA0.9 inserted by
Amdt No. 1

The following *Assessment Methods*, or any combination of them, can be used to determine that a *Building Solution* complies with the *Performance Requirements*:

- (a) Evidence to support that the use of a material, form of construction or design meets a *Performance Requirement* or a *Deemed-to-Satisfy Provision* as described in A2.2.
- (b) *Verification Methods* such as—
 - (i) the *Verification Methods* in the BCA; or
 - (ii) such other *Verification Methods* as the appropriate authority accepts for determining compliance with the *Performance Requirements*.
- (c) Comparison with the *Deemed-to-Satisfy Provisions*.
- (d) *Expert Judgement*.

PART A1 INTERPRETATION

A1.1 Definitions

A1.1 amended by Amdt No. 3

For additional definitions see NSW Appendix, Qld Appendix, Vic Appendix

“Accessway” amended by Amdt No. 3

“Aged care building” inserted by Amdt No. 11

“Alternative Solution” inserted by Amdt No. 1

“Assessment Method” inserted by Amdt No. 1

In Volume One of the BCA unless the contrary intention appears -

Accessible means having features to permit use by people with disabilities.

Accessway means a continuous *accessible* path of travel to or within a building suitable for people with disabilities as defined in AS 1428.1.

Aged care building means a Class 9c building for residential accommodation of aged persons who, due to varying degrees of incapacity associated with the ageing process, are provided with *personal care services* and 24 hour staff assistance to evacuate the building during an emergency.

Alpine area means land-

- (a) likely to be subject to significant snowfalls;
- (b) in New South Wales, A.C.T. or Victoria more than 1200 m above the Australian Height Datum; and
- (c) in Tasmania more than 900 m above the Australian Height Datum.

Alteration, in relation to a building, includes an addition or extension to a building.

Alternative Solution means a *Building Solution* which complies with the *Performance Requirements* other than by reason of satisfying the *Deemed-to-Satisfy Provisions*.

Assembly building means a building where people may assemble for-

- (a) civic, theatrical, social, political or religious purposes; or
- (b) educational purposes in a *school*, *early childhood centre*, preschool, or the like; or
- (c) entertainment, recreational or sporting purposes; or
- (d) transit purposes.

Assessment Method means a method used for determining that a *Building Solution* complies with the *Performance Requirements*.

Atrium means a space within a building that connects 2 or more *storeys*, and-

- (a) is wholly or substantially enclosed at the top by a floor or roof (including a glazed roof structure); and
- (b) includes any adjacent part of the building not separated by an appropriate barrier to fire; but
- (c) does not include a stairwell, rampwell or the space within a *shaft*.

Atrium well means a space in an *atrium* bounded by the perimeter of the openings in the floors or by the perimeter of the floors and the *external walls*.

Automatic means designed to operate when activated by a heat, smoke or fire sensing device.

Average recurrence interval, applied to rainfall, means the expected or average interval between exceedances of a given intensity.

Backstage means a space associated with, and adjacent to, a *stage* in a Class 9b building for scenery, props, equipment, dressing rooms, or the like.

Building Solution means a solution which complies with the *Performance Requirements* and is-

- (a) an *Alternative Solution*; or
- (b) a solution which complies with the *Deemed-to-Satisfy Provisions*; or
- (c) a combination of (a) and (b).

Carpark means a building that is used for the parking of motor vehicles but is neither a *private garage* nor used for the servicing of vehicles, other than washing, cleaning or polishing.

Certificate of Accreditation means a certificate issued by a State or Territory accreditation authority stating that the properties and performance of a building material or method of construction or design fulfil specific requirements of the BCA.

Certificate of Conformity means a certificate issued under the ABCB scheme for products and systems certification stating that the properties and performance of a building material or method of construction or design fulfil specific requirements of the BCA.

“Automatic”
amended by
Amdt No. 7

“Building
Solution”
inserted by Amdt
No. 1

“Certificate of
Accreditation”
amended by
Amdt No. 11

“Certificate of
Conformity”
amended by
Amdt No. 11

<p>“Construction activity actions” inserted by Amdt No. 11</p> <p>“Deemed-to-Satisfy Provisions” amended by Amdt No. 2</p> <p>“Designated bushfire prone area” amended by Amdt No. 6</p> <p>(NSW, Designated bushfire prone area)</p> <p>“Detention centre” inserted by Amdt No. 3</p> <p>(NSW, Early childhood centre)</p> <p>(Vic, Early childhood centre)</p> <p>“Equivalent” inserted by Amdt No. 1</p>	<p>Combustible means-</p> <ul style="list-style-type: none"> (a) Applied to a material - <i>combustible</i> as determined by AS 1530.1. (b) Applied to construction or part of a building - constructed wholly or in part of <i>combustible</i> materials. <p>Common wall means a wall that is common to adjoining buildings.</p> <p>Construction activity actions means actions due to stacking of building materials or the use of equipment, including cranes and trucks, during construction or actions which may be induced by floor to floor propping.</p> <p>Curtain wall means a non-loadbearing external wall that is not a <i>panel wall</i>.</p> <p>Deemed-to-Satisfy Provisions means provisions which are deemed to satisfy the <i>Performance Requirements</i>.</p> <p>Designated bushfire prone area means land which has been designated under a power of legislation as being subject, or likely to be subject, to bushfires.</p> <p>Detention centre means a building in which persons are securely detained by means of the built structure including a prison, remand centre, juvenile <i>detention centre</i>, holding cells or psychiatric <i>detention centre</i>.</p> <p>Early childhood centre means a preschool, kindergarten or child-minding centre.</p> <p>Effective height means the height to the floor of the topmost <i>storey</i> (excluding the topmost <i>storey</i> if it contains only heating, ventilating, lift or other equipment, water tanks or similar service units) from the floor of the lowest <i>storey</i> providing direct egress to a road or <i>open space</i>.</p> <p>Equivalent means equivalent to the level of health, safety and amenity provided by the <i>Deemed-to-Satisfy Provisions</i>.</p> <p>Evacuation route means the continuous path of travel (including <i>exits, public corridors</i> and the like) from any part of a</p>
---	---

Amdt 11

building, including within a *sole-occupancy unit* in a Class 2 or 3 building or Class 4 part, to a *safe place*.

Evacuation time means the time calculated from when the emergency starts for the occupants of the building to evacuate to a *safe place*.

Exit means-

- (a) Any, or any combination of the following if they provide egress to a road or *open space*:
 - (i) An internal or external stairway.
 - (ii) A ramp.
 - (iii) A *fire-isolated passageway*.
 - (iv) A doorway opening to a road or *open space*.
- (b) A *horizontal exit* or a *fire-isolated passageway* leading to a *horizontal exit*.

Expert Judgement means the judgement of an expert who has the qualifications and experience to determine whether a *Building Solution* complies with the *Performance Requirements*.

External wall means an outer wall of a building which is not a *common wall*.

Fire brigade means a statutory authority constituted under an Act of Parliament having as one of its functions, the protection of life and property from fire and other emergencies.

Fire compartment means-

- (a) the total space of a building; or
- (b) when referred to in-
 - (i) the *Objective, Functional Statement or Performance Requirements* - any part of a building separated from the remainder by barriers to fire such as walls and/or floors having an appropriate resistance to the spread of fire with any openings adequately protected; or
 - (ii) the *Deemed-to-Satisfy Provisions* - any part of a building separated from the remainder by walls and/or floors each having an FRL not less than that *required for a fire wall* for that type of construction and where all openings in the separating construction are protected in accordance with the *Deemed-to-Satisfy Provisions* of the relevant Part.

“Expert Judgement” inserted by Amdt No. 1

“Fire brigade” amended by Amdt No. 7

“Fire-protective covering” amended by Amdt No. 8

Fire hazard means the danger in terms of potential harm and degree of exposure arising from the start and spread of fire and the smoke and gases that are thereby generated.

Fire intensity means the rate release of calorific energy in watts, determined either theoretically or empirically, as applicable.

Fire-isolated passageway means a corridor, hallway or the like, of *fire-resisting construction*, which provides egress to or from a *fire-isolated stairway* or *fire-isolated ramp* or to a road or *open space*.

Fire-isolated ramp means a ramp within a *fire-resisting* enclosure which provides egress from a *storey*.

Fire-isolated stairway means a stairway within a *fire-resisting shaft* and includes the floor and roof or top enclosing structure.

Fire load means the sum of the net calorific values of the *combustible* contents which can reasonably be expected to burn within a *fire compartment*, including furnishings, built-in and removable materials, and building elements. The calorific values must be determined at the ambient moisture content or humidity. (The unit of measurement is MJ.)

Fire-protective covering means-

- (a) 13 mm fire-protective grade plasterboard; or
- (b) 12 mm cellulose cement flat sheeting complying with AS/NZS 2908.2; or ISO 8336; or
- (c) 12 mm fibrous plaster reinforced with 13 mm x 13 mm x 0.7 mm galvanised steel wire mesh located not more than 6 mm from the exposed face; or
- (d) other material not less fire-protective than 13 mm fire-protective grade plasterboard,

fixed in accordance with the normal trade practice for a *fire-protective covering*.

Fire-resistance level (FRL) means the grading periods in minutes determined in accordance with Specification A2.3, for the following criteria –

- (a) *structural adequacy*; and
- (b) *integrity*; and
- (c) *insulation*,

and expressed in that order.

Note:

A dash means that there is no requirement for that criterion. For example, 90/-/- means there is no requirement for an FRL for integrity and insulation, and -/-/- means there is no requirement for an FRL.

Fire-resisting, applied to a building element, means having an FRL appropriate for that element.

Fire-resisting construction means one of the Types of construction referred to in Part C1.

Fire safety system means one or any combination of the methods used in a building to-

- (a) warn people of an emergency; or
- (b) provide for safe evacuation; or
- (c) restrict the spread of fire; or
- (d) extinguish a fire,

and includes both active and passive systems.

Fire-source feature means-

- (a) the far boundary of a road adjoining the allotment; or
- (b) a side or rear boundary of the allotment; or
- (c) an *external wall* of another building on the allotment which is not a Class 10 building.

Fire wall means a wall with an appropriate resistance to the spread of fire that divides a *storey* or building into *fire compartments*.

Flammability Index means the index number as determined by AS 1530.2.

“Fire-resisting”
amended by
Amdt No. 3

Amdt 11

“Flight” inserted
by Amdt No. 8

Flight means that part of a stairway that has a continuous series of risers, including risers of winders, not interrupted by a landing or floor.

“Floor area”
amended by
Amdt No. 4

Floor area means-

- (a) in relation to a building - the total area of all *storeys*; and
- (b) in relation to a *storey* - the area of all floors of that *storey* measured over the enclosing walls, and includes
 - (i) the area of a *mezzanine* within the *storey*, measured within the finished surfaces of any *external walls*; and
 - (ii) the area occupied by any *internal walls* or partitions, any cupboard, or other built-in furniture, fixture or fitting; and
 - (iii) if there is no enclosing wall, an area which has a use that-
 - (A) contributes to the *fire load*; or
 - (B) impacts on the safety, health or amenity of the occupants in relation to the provisions of the BCA; and
- (c) in relation to a room - the area of the room measured within the finished surfaces of the walls, and includes the area occupied by any cupboard or other built-in furniture, fixture or fitting; and
- (d) in relation to a *fire compartment* - the total area of all floors within the *fire compartment* measured within the finished surfaces of the bounding construction, and if there is no bounding construction, includes an area which has a use which contributes to the *fire load*; and
- (e) in relation to an *atrium* - the total area of all floors within the *atrium* measured within the finished surfaces of the bounding construction and if no bounding construction, within the *external walls*.

“Functional
Statement”
inserted by
Amdt No. 1

Functional Statement means a statement which describes how a building achieves the *Objective*.

Habitable room means a room used for normal domestic activities, and-

- (a) includes a bedroom, living room, lounge room, music room, television room, kitchen, dining room, sewing room, study, playroom, family room and sunroom; but
- (b) excludes a bathroom, laundry, water closet, pantry, walk-in wardrobe, corridor, hallway, lobby, photographic darkroom, clothes-drying room, and other spaces of a specialised nature occupied neither frequently nor for extended periods.

Health-care building means a building whose occupants or patients undergoing medical treatment generally need physical assistance to evacuate the building during an emergency and includes-

- (a) a public or private hospital; or
- (b) a nursing home or similar facility for sick or disabled persons needing full-time nursing care; or
- (c) a clinic, day surgery or procedure unit where the effects of the predominant treatment administered involve patients becoming non-ambulatory and requiring supervised medical care on the premises for some time after the treatment.

Horizontal exit means a *required* doorway between 2 parts of a building separated from each other by a *fire wall*.

Illuminance means the luminous flux falling onto a unit area of surface.

Insulation, in relation to an FRL, means the ability to maintain a temperature on the surface not exposed to the furnace below the limits specified in AS 1530.4.

Integrity, in relation to an FRL, means the ability to resist the passage of flames and hot gases specified in AS 1530.4.

Internal wall excludes a *common wall* or a party wall.

“Objective”
inserted by
Amdt No. 1

Qld (Open space)

Lightweight construction means construction which incorporates or comprises-

- (a) sheet or board material, plaster, render, sprayed application, or other material similarly susceptible to damage by impact, pressure or abrasion; or
- (b) concrete and concrete products containing pumice, perlite, vermiculite, or other soft material similarly susceptible to damage by impact, pressure or abrasion; or
- (c) masonry having a thickness less than 70 mm.

Loadbearing means intended to resist vertical forces additional to those due to its own weight.

Mezzanine means an intermediate floor within a room.

Non-combustible means-

- (a) Applied to a material - not deemed *combustible* as determined by AS 1530.1- Combustibility Tests for Materials.
- (b) Applied to construction or part of a building - constructed wholly of materials that are not deemed *combustible*.

Objective means a statement contained in the BCA which is considered to reflect community expectations.

Open-deck carpark means a carpark in which all parts of the parking *storeys* are cross-ventilated by permanent unobstructed openings in not fewer than 2 opposite or approximately opposite sides, and-

- (a) each side that provides ventilation is not less than 1/6 of the area of any other side; and
- (b) the openings are not less than 1/2 of the wall area of the side concerned.

Open space means a space on the allotment, or a roof or similar part of a building adequately protected from fire, open to the sky and connected directly with a public road.

Open spectator stand means a tiered stand substantially open at the front.

Other property means all or any of the following-

- (a) any building on the same or an adjoining allotment; and
- (b) any adjoining allotment; and
- (c) a road.

Outdoor air means air outside the building.

Outfall means that part of the disposal system receiving *surface water* from the drainage system and may include a natural water course, kerb and channel, or soakage system.

Panel wall means a non-loadbearing *external wall*, in frame or similar construction, that is wholly supported at each *storey*.

Patient care area means a part of a *health-care building* normally used for the treatment, care, accommodation, recreation, dining and holding of patients including a *ward area* and *treatment area*.

Performance Requirement means a requirement which states the level of performance which a *Building Solution* must meet.

Personal care services means any of the following:

- (a) The provision of nursing care.
- (b) Assistance or supervision in–
 - (i) bathing, showering or personal hygiene; or
 - (ii) toileting or continence management; or
 - (iii) dressing or undressing; or
 - (iv) consuming food.
- (c) The provision of direct physical assistance to a person with mobility problems.
- (d) The management of medication.
- (e) The provision of substantial rehabilitative or development assistance.

Primary building element means a member of a building designed specifically to take part of the loads specified in B1.2 and includes roof, ceiling, floor, stairway or ramp and wall framing members including bracing members designed for the specific purpose of acting as a brace to those members.

“Other property” amended by Amdt No. 1

“Performance Requirement” inserted by Amdt No. 1

“Personal care services” inserted by Amdt No. 11

“Primary building element” amended by Amdt No. 3

Amdt 11

Private garage means-

- (a) any garage associated with a Class 1 building; or
- (b) any single *storey* of a building of another Class capable of accommodating not more than 3 vehicles, if there is only one such *storey* in the building; or
- (c) any separate single *storey* garage associated with another building where such garage is capable of accommodating not more than 3 vehicles.

Professional engineer means a person who is-

- (a) if legislation is applicable - a registered *professional engineer* in the relevant discipline who has appropriate experience and competence in the relevant field; or
- (b) if legislation is not applicable-
 - (i) a Corporate Member of the Institution of Engineers, Australia; or
 - (ii) eligible to become a Corporate Member of the Institution of Engineers, Australia, and has appropriate experience and competence in the relevant field.

Public corridor means an enclosed corridor, hallway or the like which-

- (a) serves as a means of egress from 2 or more *sole-occupancy units* to a *required exit* from the *storey* concerned; or
- (b) is *required* to be provided as a means of egress from any part of a *storey* to a *required exit*.

Registered Testing Authority means-

- (a) the National Building Technology Centre (NBTC); or
- (b) the CSIRO Division of Building, Construction and Engineering (CSIRO-DBC&E); or
- (c) an authority registered by the National Association of Testing Authorities (NATA) to test in the relevant field; or
- (d) an organisation outside Australia recognised by NATA through a mutual recognition agreement.

Required means required to satisfy a *Performance Requirement* or a *Deemed-to-Satisfy Provision* of the BCA as appropriate.

Residential aged care building means a building whose residents, due to their incapacity associated with the ageing process, are provided with physical assistance in conducting their daily activities and to evacuate the building during an emergency.

Resident use area means part of a Class 9c *aged care building* normally used by residents, and—

- (a) includes *sole-occupancy units*, lounges, dining areas, activity rooms and the like; but
- (b) excludes offices, storage areas, commercial kitchens, commercial laundries and other spaces not for the use of residents.

Resistance to the incipient spread of fire, in relation to a ceiling membrane, means the ability of the membrane to insulate the space between the ceiling and roof, or ceiling and floor above, so as to limit the temperature rise of materials in this space to a level which will not permit the rapid and general spread of fire throughout the space.

Rise in storeys means the greatest number of *storeys* calculated in accordance with C1.2.

Safe place means—

- (a) a place of safety within a building—
 - (i) which is not under threat from a fire; and
 - (ii) from which people must be able to safely disperse after escaping the effects of an emergency to a road or *open space*; or
- (b) a road or *open space*.

Sanitary compartment means a room or space containing a closet pan or urinal.

Sarking-type material means a material such as a reflective foil or other flexible membrane of a type normally used for a purpose such as water proofing, vapour proofing or thermal reflectance.

School includes a primary or secondary school, college, university or similar educational establishment.

Self-closing, applied to a door, means equipped with a device which returns the door to the fully closed position immediately after each opening.

“Resident use area” inserted by Amdt No. 11

“Resistance to the incipient spread of fire” amended by Amdt No. 3

“Sanitary compartment” amended by Amdt No. 5

“Self-closing” amended by Amdt No. 3

Amdt 11

<p>“Smoke-Developed Index” amended by Amdt No. 6</p> <p>“Sole-occupancy unit” amended by Amdt No. 11</p> <p>“Spread-of-Flame Index” amended by Amdt No. 6</p> <p>NSW (Stage)</p>	<p>Service station means a garage which is not a <i>private garage</i> and is for the servicing of vehicles, other than only washing, cleaning or polishing.</p> <p>Shaft means the walls and other parts of a building bounding-</p> <ul style="list-style-type: none"> (a) a well, other than an <i>atrium well</i>; or (b) a vertical chute, duct or similar passage, but not a chimney or flue. <p>Site means the part of the allotment of land on which a building stands or is to be erected.</p> <p>Sitework means work on or around a <i>site</i>, including earthworks, preparatory to or associated with the construction, <i>alteration</i>, demolition or removal of a building.</p> <p>Smoke-and-heat vent means a vent, located in or near the roof for smoke and hot gases to escape if there is a fire in the building.</p> <p>Smoke-Developed Index means the index number for smoke as determined by AS/NZS 1530.3.</p> <p>Sole-occupancy unit means a room or other part of a building for occupation by one or joint owner, lessee, tenant, or other occupier to the exclusion of any other owner, lessee, tenant, or other occupier and includes-</p> <ul style="list-style-type: none"> (a) a dwelling; or (b) a room or suite of rooms in a Class 3 building which includes sleeping facilities; or (c) a room or suite of associated rooms in a Class 5, 6, 7, 8 or 9 building; or (d) a room or suite of associated rooms in a Class 9c <i>aged care building</i>, which includes sleeping facilities and any area for the exclusive use of a resident. <p>Spread-of-Flame Index means the index number for spread of flame as determined by AS/NZS 1530.3.</p> <p>Stage means a floor or platform in a Class 9b building on which performances are presented before an audience.</p> <p>Standard Fire Test means the Fire-resistance Tests of Elements of Building Construction as described in AS 1530.4.</p>
---	--

Storey means a space within a building which is situated between one floor level and the floor level next above, or if there is no floor above, the ceiling or roof above, but not-

- (a) a space that contains only-
 - (i) a lift *shaft*, stairway or meter room; or
 - (ii) a bathroom, shower room, laundry, water closet, or other *sanitary compartment*; or
 - (iii) accommodation intended for not more than 3 vehicles; or
 - (iv) a combination of the above; or
- (b) a *mezzanine*.

Structural adequacy, in relation to an FRL means the ability to maintain stability and adequate *loadbearing* capacity as determined by AS 1530.4.

* * * * *

Surface water means all naturally occurring water, other than sub-surface water, which results from rainfall on or around the *site* or water flowing onto the *site*, including that flowing from a drain, stream, river, lake or sea.

Swimming pool means any excavation or structure containing water and used primarily for swimming, wading, paddling, or the like, including a bathing or wading pool, or spa.

Treatment area means an area within a *patient care area* such as an operating theatre and rooms used for recovery, minor procedures, resuscitation, intensive care and coronary care from which a patient may not be readily moved.

Verification Method means a test, inspection, calculation or other method that determines whether a *Building Solution* complies with the relevant *Performance Requirements*.

Ward area means that part of a *patient care area* for resident patients and may contain areas for accommodation, sleeping, associated living and nursing facilities.

Window includes a roof light, glass panel, glass block or brick, glass louvre, glazed sash, glazed door, or other device which transmits natural light directly from outside a building to the room concerned when in the closed position.

Amdt 11

“Structural member” deleted by Amdt No. 3

“Verification Method” inserted by Amdt No. 1

A1.2 Adoption of Standards and other references

Where a *Deemed-to-Satisfy Provision* adopts a Standard, rule, specification or provision included in any document issued by Standards Australia or other body, that adoption does not include a provision-

- (a) specifying or defining the respective rights, responsibilities or obligations as between themselves of any manufacturer, supplier or purchaser; or
- (b) specifying the responsibilities of any trades person or other building operative, architect, engineer, authority, or other person or body; or
- (c) requiring the submission for approval of any material, building component, form or method of construction, to any person, authority or body other than a person or body empowered under State or Territory legislation to give that approval; or
- (d) specifying that a material, building component, form or method of construction must be submitted to Standards Australia or a committee of Standards Australia for expression of opinion; or
- (e) permitting a departure from the code, rule, specification or provision at the sole discretion of the manufacturer or purchaser, or by arrangement or agreement between the manufacturer and purchaser.

A1.3 Referenced Standards, etc

A reference in a *Deemed-to-Satisfy Provision* to a document under A1.2 refers to the edition or issue, together with any amendment, listed in Specification A1.3 and only so much as is relevant in the context in which the document is quoted.

A1.4 Differences between referenced documents and the BCA

The BCA overrules in any difference arising between it and any Standard, rule, specification or provision in a document listed in Specification A1.3.

A1.5 Compliance with all Sections of BCA

Subject to A1.6, Class 2 - 9 buildings must be so designed and constructed that they comply with the relevant provisions of Sections A to I (inclusive) of the BCA.

A1.6 Application of the BCA to a particular State or Territory

For application within a particular State or Territory, the BCA comprises-

- (a) Sections A to I (inclusive); and
- (b) the variations, deletions and additions to Sections A to I applicable to that State or Territory specified in the relevant Appendix.

A1.7 Language

- (a) A reference to a building in the BCA is a reference to an entire building or part of a building, as the case requires.
- (b) A reference in a *Performance Requirement* of the BCA to “the degree necessary” means that consideration of all the criteria referred to in the *Performance Requirement* will determine the outcome appropriate to the circumstances. These words have been inserted to indicate that in certain situations it may not be necessary to incorporate any specific measures to meet the *Performance Requirement*.
- (c) A reference to “BCA” in this volume, other than in the Introduction, means “Volume One of the Building Code of Australia 1996”.

PART **A2** ACCEPTANCE OF DESIGN AND CONSTRUCTION

A2.1 Suitability of materials

Every part of a building must be constructed in an appropriate manner to achieve the requirements of the BCA, using materials that are fit for the purpose for which they are intended.

A2.2 Evidence of suitability

- (a) Subject to A2.3 and A2.4, evidence to support that the use of a material, form of construction or design meets a *Performance Requirement* or a *Deemed-to-Satisfy Provision* may be in the form of one or a combination of the following:
- (i) A report issued by a *Registered Testing Authority*, showing that the material or form of construction has been submitted to the tests listed in the report, and setting out the results of those tests and any other relevant information that demonstrates its suitability for use in the building.
 - (ii) A current *Certificate of Conformity* or a current *Certificate of Accreditation*.
 - (iii) A certificate from a *professional engineer* or other appropriately qualified person which-
 - (A) certifies that a material, design or form of construction complies with the requirements of the BCA; and
 - (B) sets out the basis on which it is given and the extent to which relevant specifications, rules, codes of practice or other publications have been relied upon.
 - (iv) A current certificate issued by a product certification body that has been accredited by the Joint Accreditation System of Australia and New Zealand (JAS-ANZ).
 - (v) A current Product Listing Data Sheet and listing entry in the Register of Fire Protection Equipment, as issued by Scientific Services Laboratory under its ActivFire Scheme.

A2.2(a)(ii)
amended by
Amdt No. 1

A2.2(a)(iv)
amended by
Amdt No. 1

A2.2(a)(v)
amended by
Amdt No. 9

Amdt 11

(vi) Any other form of documentary evidence that correctly describes the properties and performance of the material or form of construction and adequately demonstrates its suitability for use in the building.

(b) Any copy of documentary evidence submitted, must be a complete copy of the original report or document.

A2.3 Fire-resistance of building elements

Where a *Deemed-to-Satisfy Provision* requires a building element to have an FRL, it must be determined in accordance with Specification A2.3.

A2.4 Fire hazard properties

Where a *Deemed-to-Satisfy Provision* requires a building component or assembly to have a *Smoke-Developed Index*, *Spread-of-Flame Index*, or *Flammability Index*, it must be determined in accordance with Specification A2.4.

A2.5 Resistance to the incipient spread of fire

A ceiling is deemed to have the *resistance to the incipient spread of fire* to the space above itself if-

- (a) it is identical with a prototype that has been submitted to the *Standard Fire Test* and the *resistance to the incipient spread of fire* achieved by the prototype is confirmed in a report from a *Registered Testing Authority* which-
- (i) describes the method and conditions of the test and form of construction of the tested prototype in full; and
 - (ii) certifies that the application of restraint to the prototype complies with the *Standard Fire Test*; or
- (b) it differs in only a minor degree from a prototype tested under (a) and the *resistance to the incipient spread of fire* attributed to the ceiling is confirmed in a report from a *Registered Testing Authority* which-
- (i) certifies that the ceiling is capable of achieving the *resistance to the incipient spread of fire* despite the minor departures from the tested prototype; and
 - (ii) describes the materials, construction and conditions of restraint which are necessary to achieve the *resistance to the incipient spread of fire*.

A2.4 amended by
Amdt No. 9

A2.5 inserted by
Amdt No. 9

ACT AO2 to
A2.103

PART **A3** CLASSIFICATION OF BUILDINGS AND STRUCTURES

A3.1 Principles of classification

The classification of a building or part of a building is determined by the purpose for which it is designed, constructed or adapted to be used.

A3.2 Classifications

Buildings are classified as follows:

Class 1: one or more buildings which in association constitute-

- (a) **Class 1a** - a single dwelling being-
 - (i) a detached house; or
 - (ii) one or more attached dwellings, each being a building, separated by a *fire-resisting* wall, including a row house, terrace house, town house or villa unit; or
- (b) **Class 1b** - a boarding house, guest house, hostel or the like with a total *floor area* not exceeding 300 m² and in which not more than 12 persons would ordinarily be resident,

which is not located above or below another dwelling or another Class of building other than a *private garage*.

Class 2: a building containing 2 or more *sole-occupancy units* each being a separate dwelling.

Class 3: a residential building, other than a building of Class 1 or 2, which is a common place of long term or transient living for a number of unrelated persons, including-

- (a) a boarding-house, guest house, hostel, lodging-house or backpackers accommodation; or
- (b) a residential part of an hotel or motel; or
- (c) a residential part of a *school*; or
- (d) accommodation for the aged, children or people with disabilities; or
- (e) a residential part of a *health-care building* which accommodates members of staff; or
- (f) a residential part of a *detention centre*.

Class 3 amended by Amdt No. 11

Class 4: a dwelling in a building that is Class 5, 6, 7, 8 or 9 if it is the only dwelling in the building.

Class 5: an office building used for professional or commercial purposes, excluding buildings of Class 6, 7, 8 or 9.

Class 6: a shop or other building for the sale of goods by retail or the supply of services direct to the public, including-

- (a) an eating room, cafe, restaurant, milk or soft-drink bar; or
- (b) a dining room, bar, shop or kiosk part of a hotel or motel; or
- (c) a hairdresser's or barber's shop, public laundry, or undertaker's establishment; or
- (d) market or sale room, showroom, or *service station*.

Class 7: a building which is-

- (a) **Class 7a** - a *carpark*; or
- (b) **Class 7b** - for storage, or display of goods or produce for sale by wholesale.

Class 8: a laboratory, or a building in which a handicraft or process for the production, assembling, altering, repairing, packing, finishing, or cleaning of goods or produce is carried on for trade, sale, or gain.

Class 9: a building of a public nature-

- (a) **Class 9a** - a health-care building; including those parts of the building set aside as a laboratory; or
- (b) **Class 9b** - an *assembly building*, including a trade workshop, laboratory or the like in a primary or secondary *school*, but excluding any other parts of the building that are of another Class; or
- (c) **Class 9c** - an *aged care building*.

Class 10: a non-habitable building or structure-

- (a) **Class 10a** - a non-habitable building being a *private garage*, carport, shed, or the like; or
- (b) **Class 10b** - a structure being a fence, mast, antenna, retaining or free-standing wall, *swimming pool*, or the like.

Class 7 amended
by Amdt No. 11

Class 9 amended
by Amdt No. 11

Amdt 11

A3.3 Multiple classification

A3.3 amended by
Amdt No. 11

Each part of a building must be classified separately, and-

- (a) (i) where parts have different purposes - if not more than 10% of the *floor area* of a *storey*, being the minor use, is used for a purpose which is a different classification, the classification applying to the major use may apply to the whole storey; and
- (ii) the provisions of (i) do not apply when the minor use is a laboratory or Class 2, 3 or 4 part; and
- (b) Classes 1a, 1b, 7a, 7b, 9a, 9b, 9c, 10a and 10b are separate classifications; and
- (c) a reference to-
 - (i) Class 1 - is to Class 1a and 1b; and
 - (ii) Class 7 - is to Class 7a and 7b; and
 - (iii) Class 9 - is to Class 9a, 9b and 9c; and
 - (iv) Class 10 - is to Class 10a and 10b; and
- (d) A plant room, machinery room, lift motor room, boiler room or the like must have the same classification as the part of the building in which it is situated.

A3.4 Parts with more than one classification

A3.4 amended by
Amdt No. 9

- (a) Notwithstanding A3.3, a building or part of a building may have more than one classification applying to the whole building or to the whole of that part of the building.
- (b) If a building or part of a building has more than one classification applying to the whole building or part in accordance with (a), that building or part must comply with all the relevant provisions of the BCA for each classification.

PART A4 UNITED BUILDINGS**A4.1 When buildings are united**

Two or more buildings adjoining each other form one united building if they-

- (a) are connected through openings in the walls dividing them; and
- (b) together comply with all the requirements of the BCA as though they are a single building.

A4.2 Alterations in a united building

If, after *alterations* or any other building work, two or more of the buildings in A4.1 cease to be connected through openings in the dividing walls, each of those buildings not now connected must comply with all the requirements for a single building.

SPECIFICATION **A1.3** STANDARDS ADOPTED BY REFERENCE

1. Schedule of referenced documents

Clause 1
amended by
Amdt No. 3

ACT, NSW, NT,
QLD, SA, Tas, Vic
Spec A1.3 Table 1

The Standards and other documents listed in Table 1 are referred to in Volume One of the BCA.

Amdt 11

Table 1:			
SCHEDULE OF REFERENCED DOCUMENTS			
	No. Date	Title	BCA Clause(s)
	AS 1038	Coal and coke - Analysis and testing	
Amdt No. 1	Part 15	1995 Higher rank coal ash and coke ash - Ash fusibility	Spec C3.15
Amdt No. 11	AS/NZS 1170	Structural design actions	
Amdt No. 11	Part 0	2002 General principles	B1.1
Amdt No. 11	Part 1	2002 Permanent, imposed and other actions	B1.2
Amdt No. 11	Part 2	2002 Wind actions	B1.2
Amdt No. 11	AS 1170	Minimum design loads on structures	
	Part 3	1990 Snow loads	B1.2
Amdt No. 1	Part 4	1993 Earthquake loads Amdt 1, Oct 1994	B1.2
Amdt No. 11	AS 1191	2002 Acoustics - Method for laboratory measurement of airborne sound insulation of building elements	Spec F5.5
Amdt No. 8	AS/NZS 1200	2000 Pressure equipment	G2.2
Amdt No. 6		* * * * *	

Table 1: SCHEDULE OF REFERENCED DOCUMENTS (Continued)				
Amdt No.	No.	Date	Title	BCA Clause(s)
Amdt No. 9	AS/NZS 1276		Acoustics - Rating of sound insulation in buildings and of building elements	
	Part 1	1999	Airborne sound insulation [Note: Test reports based on AS1276 - 1979 and issued prior to AS/NZS 1276.1 - 1999 being referenced in the BCA, remain valid. The STC values in reports based on AS 1276 - 1979 shall be considered to be equivalent to R _w values. Test reports prepared after the BCA reference date for AS/NZS 1276.1 - 1999 must be based on that version]	F5.2
Amdt No. 8	AS 1288	1994	Glass in buildings - Selection and Installation Amdt 1, Sept 1997 Amdt 2, Dec 2000	B1.3, C2.5, Spec C3.4
Amdt No. 10	AS 1428	2001	Design for Access and Mobility General requirements for access- New building work	A1.1, D2.10, D3.2, D3.3, D3.6, D3.7, D3.8, F2.4, G4.5, Spec D3.6
Amdt No. 4	Part 4		1992	Tactile ground surface indicators for orientation of people with vision impairment Amdt 1, Dec 1995
Amdt No. 3	AS 1530		Methods for fire tests on building materials, components and structures	
	Part 1	1994	Combustibility test for materials	A1.1
	Part 2	1993	Test for flammability of materials Amdt 1, July 1993	A1.1
	Part 4	1997	Fire-resistance tests on elements of building construction [Note: Subject to the note to AS 4072.1, reports relating to tests carried out under earlier editions of AS 1530 Parts 1 to 4 remain valid. Reports relating to tests carried out after the date of an amendment to a Standard must relate to the amended Standard]	C3.15, C3.16, Spec A2.4, Spec C3.15

Amdt 11

Table 1: SCHEDULE OF REFERENCED DOCUMENTS (Continued)				
	No.	Date	Title	BCA Clause(s)
Amdt No. 6	AS/NZS 1530			Methods for fire tests on building materials, components and structures
	Part 3	1999	Simultaneous determination of ignitability, flame propagation, heat release and smoke release	Spec A2.4
Amdt No. 1	AS 1562			Design and installation of sheet roof and wall cladding
	Part 1	1992	Metal Amdt 1, July 1993 Amdt 2, Sept 1995	B1.3, F1.5
Amdt No. 6	AS/NZS 1562			Design and installation of sheet roof and wall cladding
	Part 2	1999	Corrugated fibre-reinforced cement	F1.5
	Part 3	1996	Plastics	B1.3, F1.5
Amdt No. 4			* * * * *	
Amdt No. 4			* * * * *	
Amdt No. 6			* * * * *	
Amdt No. 5	AS 1657			Fixed platforms, walkways, stairways and ladders - Design, construction and installation (SAA Code for Fixed Platforms, Walkways, Stairways and Ladders)
		1992		D1.16, D2.18, H1.6
	AS/NZS 1664			Aluminium structures
	Part 1	1997	Limit state design Amdt 1, Jan 1999	B1.3
	Part 2	1997	Allowable stress design Amdt 1, Jan 1999	B1.3

Amdt 11

Table 1: SCHEDULE OF REFERENCED DOCUMENTS (Continued)				
	No.	Date	Title	BCA Clause(s)
Amdt No. 4	AS/NZS 1668		The use of ventilation and airconditioning in buildings	
	Part 1	1998	Fire and smoke control in multi-compartment buildings	C2.5, C2.12, C3.15, D1.7, E2.2, F4.12, Spec E1.8, Spec E2.2a, Spec G3.8
Amdt No. 10	AS 1668		The use of mechanical ventilation and air-conditioning in buildings	
	Part 2	1991	Mechanical ventilation for acceptable indoor-air quality	F4.5, F4.11, F4.12
Amdt No. 4	AS 1670		Fire detection, warning, control and intercom systems - Systems design, installation and commissioning	
	Part 1	1995	Fire Amdt 1, June 1997 Amdt 2, June 1998 Amdt 3, May 2001 Amdt 4, Nov 2001	C2.3, C3.5, C3.6, C3.7, C3.8, C3.11, G4.8, Spec C3.4, Spec E2.2a, Spec G3.8
Amdt No. 4	AS/NZS 1680		Interior lighting	
	Part 0	1998	Safe Movement	F4.4
Amdt No. 11	AS 1684		Residential timber-framed construction	
	Part 2	1999	Non-cyclonic areas Amdt 1, April 2000 Amdt 2, Oct 2000 Amdt 3, May 2001 Amdt 4, May 2002	B1.3, F1.12
Amdt No. 8	Part 3	1999	Cyclonic areas Amdt 1, April 2000 Amdt 2, Oct 2000 Amdt 3, May 2001 Amdt 4, May 2002	B1.3, F1.12
	Part 4	1999	Simplified - non-cyclonic areas Amdt 1, April 2000 Amdt 2, Oct 2000 Amdt 3, May 2001 Amdt 4, May 2002	B1.3, F1.12
			* * * * *	
	AS 1691	1985	Domestic oil-fired appliances – Installation Amdt 1, Sept 1985	G2.2

Amdt 11

Table 1: SCHEDULE OF REFERENCED DOCUMENTS (Continued)				
	No.	Date	Title	BCA Clause(s)
			AS 1720 Timber structures (SAA Timber Structures Code)	
Amdt No. 9	Part 1	1997	Design methods Amdt 1, July 1998 Amdt 2, May 2000 Amdt 3, April 2001	B1.3
	Part 4	1990	Fire resistance of structural timber	Spec A2.3
			AS 1735 Lifts, escalators and moving walks (SAA Lift Code)	
Amdt No. 11	Part 2	2001	Passenger and goods lifts - Electric	D1.16, E3.4, E3.5, E3.7, Spec C1.8
Amdt No. 8	Part 11	1986	Fire-rated landing doors	C3.10
Amdt No. 8	Part 12	1999	Facilities for persons with disabilities Amdt 1, July 1999	E3.6
Amdt No. 3		1998	AS 1860 Installation of particleboard flooring	B1.3
			AS/NZS 1905 Components for the protection of openings in fire-resistant walls	
Amdt No. 5	Part 1	1997	Fire-resistant doorsets	C3.6, Spec C3.4
			AS 1905 Components for the protection of openings in fire-resistant walls	
Amdt No. 7	Part 2	1989	Fire-resistant roller shutters	Spec C3.4
Amdt No. 7			AS 1926 Swimming pool safety	G1.1
	Part 1	1993	Fencing for swimming pools Amdt 1, June 2000	
	Part 2	1995	Location of fencing for private swimming pools	
Amdt No. 9		1999	AS 2047 Windows in buildings - Selection and installation Amdt 1, Jan 2001 Amdt 2, June 2001	B1.3, F1.13
		1992	AS 2049 Roof tiles	B1.3, F1.5
Amdt No. 5 Amdt No. 8		1995	AS 2050 Installation of roof tiles Amdt 1, Sept 1995 Amdt 2, June 1999	B1.3, F1.5
			* * * * *	

Amdt 11

Table 1: SCHEDULE OF REFERENCED DOCUMENTS (Continued)				
	No.	Date	Title	BCA Clause(s)
Amdt No. 7	AS 2118		Automatic fire sprinkler systems	
	Part 1	1999	General requirements Amdt 1, June 2000	Spec E1.5
	Part 4	1995	Residential	Spec E1.5
Amdt No. 5	Part 6	1995	Combined sprinkler and hydrant	Spec E1.5
	AS 2159	1995	Piling - Design and installation Amdt 1, April 1996	B1.3
Amdt No. 9			* * * * *	
	AS 2220		Emergency warning and intercommunication systems in buildings	
	Part 1	1989	Equipment design and manufacture Amdt 1, Nov 1989 Amdt 2, Aug 1993	E4.9, Spec G3.8
	Part 2	1989	System design, installation and commissioning Amdt 1, Nov 1989 Amdt 2, Aug 1993	E4.9, Spec G3.8
Amdt No. 5	AS/NZS 2293		Emergency evacuation lighting in buildings	
	Part 1	1998	System design, installation and operation	E4.4, E4.8
Amdt No. 5	AS 2327		Composite structures	
Amdt No. 1	Part 1	1996	Simply supported beams	Spec A2.3, B1.3
Amdt No. 1	AS 2419		Fire hydrant installations	
	Part 1	1994	System design, installation and commissioning Amdt 1, Oct 1996	E1.3
Amdt No. 3			* * * * *	
Amdt No. 10	AS 2441	1988	Installation of fire hose reels.	E1.4
	AS 2444	2001	Portable fire extinguishers and fire blankets - Selection and location	E1.6
	AS 2665	2001	Smoke/heat venting systems - Design, installation and commissioning	Spec E2.2c, Spec G3.8

Amdt 11

Table 1: SCHEDULE OF REFERENCED DOCUMENTS (Continued)				
	No.	Date	Title	BCA Clause(s)
	AS 2867	1986	Farm structures - General requirements for structural design	B1.3
Amdt No. 1	AS 2870	1996	Residential slabs and footings - Construction	F1.10
Amdt No. 5			Amdt 1, Jan 1997 Amdt 2, June 1999	
	AS 2890		Parking facilities	
	Part 1	1993	Off-street car parking	D3.5
Amdt No. 3	AS/NZS 2904	1995	Damp-proof courses and flashings	F1.9
Amdt No. 7			Amdt 1, March 1998	
	AS/NZS 2908		Cellulose cement products	
	Part 1	2000	Corrugated sheets	B1.3, F1.5
	Part 2	2000	Flat sheets	A1.1
Amdt No. 10	AS/NZS 2918	2001	Domestic solid-fuel burning appliances - Installation	G2.2
Amdt No. 5	AS/NZS 3013	1995	Electrical installations - Classification of the fire and mechanical performance of wiring systems	C2.13
Amdt No. 3	AS/NZS 3500		National plumbing and drainage code	
Amdt No. 4	Part 3.2	1998	Stormwater drainage - Acceptable solutions	F1.1
Amdt No. 11			Amdt 1, Nov 1998	
	AS 3600	2001	Concrete structures	Spec A2.3, B1.3
			Amdt 1, May 2002	
Amdt No. 8	AS 3660		Termite management	
	Part 1	2000	New building work	B1.3, F1.9
Amdt No. 11	AS/NZS 3666		Air-handling and water systems of buildings - Microbial control	
Amdt No. 11	Part 1	2002	Design, installation and commissioning	F2.7, F4.5
	Part 2	2002	Operation and maintenance	I1.2

Amdt 11

Table 1: SCHEDULE OF REFERENCED DOCUMENTS (Continued)				
	No.	Date	Title	BCA Clause(s)
Amdt No. 11	AS 3700	2001	Masonry structures Amdt 1, May 2002	Spec A2.3, B1.3, F5.5
	AS 3740	1994	Waterproofing of wet areas in residential buildings Amdt 1, Sept 1995	F1.7
Amdt No. 10	AS 3786	1993	Smoke alarms Amdt 1, April 1994 Amdt 2, Dec 1995 Amdt 3, Nov 2001	Spec E2.2a
	AS 3959	1999	Construction of buildings in bushfire-prone areas Amdt 1, Dec 2000 Amdt 2, June 2001	G5.2
Amdt No. 9	AS 4072		Components for the protection of openings in fire-resistant separating elements	
	Part 1	1992	Service penetrations and control joints [Note: Systems tested to AS 1530.4 prior to 1 January 1995 need not be retested to comply with the provisions in AS 4072.1]	C3.15
Amdt No. 3	AS 4100	1998	Steel Structures	Spec A2.3, B1.3
	AS/NZS 4200		Pliable building membranes and underlays	F1.6
Amdt No. 8	Part 1	1994	Materials Amdt 1, Dec 1994	
	Part 2	1994	Installation requirements	
	AS 4254	1995	Ductwork for air-handling systems in buildings Amdt 1, Nov 1996 Amdt 2, July 1999	Spec C1.10
	AS/NZS 4256		Plastic roof and wall cladding materials	B1.3, F1.5
	Part 1	1994	General requirements	
	Part 2	1994	Unplasticized polyvinyl chloride (uPVC) building sheets	
	Part 3	1994	Glass fibre reinforced polyester (GRP)	
	Part 5	1996	Polycarbonate	

Amdt 11

Table 1:

SCHEDULE OF REFERENCED DOCUMENTS (Continued)

	No.	Date	Title	BCA Clause(s)
	AS 4428		Fire detection, warning, control and intercom systems - Control and indicating equipment	
Amdt No. 4	Part 1	1998	Fire	Spec E2.2a
Amdt No. 11	AS/NZS 4600	1996	Cold-formed steel structures	B1.3
	AISC	1987	Guidelines for assessment of fire resistance of structural steel members	Spec A2.3
	ASTM D3018-90	1994	Class A asphalt shingles surfaced with mineral granules	B1.3, F1.5
	ASTM E72-80	1981	Standard method of conducting strength tests of panels for building construction	Spec C1.8
	ASTM E695-79	1985	Standard method of measuring relative resistance of wall, floor and roof construction to impact loading	Spec C1.8
	CSIRO-NBTC	1987	Bulletin 5 - Earth-wall Construction 4th edition	B1.3
	ISO 140		Acoustics - Measurement of sound insulation in buildings and of building elements	
Amdt No. 6	Part 6	1998E	Laboratory measurements of impact sound insulation of floors	Spec F5.5
Amdt No. 8	ISO 717		Acoustics – Rating of sound insulation in buildings and of building elements	
	Part 1	1996	Airborne sound insulation	F5.2
Amdt No. 8	ISO 8336	1993E	Fibre cement flat sheets	A1.1
	SSL		Register of Accredited Products - Fire Protection Equipment	A2.2

Amdt 11

SPECIFICATION **A2.3** FIRE-RESISTANCE OF BUILDING ELEMENTS

1. Scope

This Specification sets out the procedures for determining the FRL of building elements.

2. Rating

A building element meets the requirements of this Specification if-

- (a) it is listed in, and complies with Table 1 of this Specification; or
- (b) it is identical with a prototype that has been submitted to the *Standard Fire Test*, or an equivalent or more severe test, and the FRL achieved by the prototype is confirmed in a report from a *Registered Testing Authority* which-
 - (i) describes the method and conditions of the test and the form of construction of the tested prototype in full; and
 - (ii) certifies that the application of restraint to the prototype complied with the *Standard Fire Test*; or
- (c) it differs in only a minor degree from a prototype tested under (b) and the FRL attributed to the building element is confirmed in a report from a *Registered Testing Authority* which-
 - (i) certifies that the building element is capable of achieving the FRL despite the minor departures from the tested prototype; and
 - (ii) describes the materials, construction and conditions of restraint which are necessary to achieve the FRL; or
- (d) it is designed to achieve the FRL in accordance with-
 - (i) AS 2327.1, AS 4100 and AISC Guidelines for Assessment of Fire Resistance of Structural Steel Members if it is a steel or composite structure; or
 - (ii) AS 3600 if it is a concrete structure; or
 - (iii) AS 1720.4 if it is a solid or glued-laminated timber structure; or
 - (iv) AS 3700 if it is a masonry structure; or

Clause 2(d)(i)
amended by
Amdt No. 9

Amdt 11

- (e) the FRL is determined by calculation based on the performance of a prototype in the *Standard Fire Test* and confirmed in a report in accordance with Clause 3.

3. FRLs determined by calculation

If the FRL of a building element is determined by calculation based on a tested prototype-

- (a) the building element may vary from the prototype in relation to-
- (i) length and height if it is a wall; and
 - (ii) height if it is a column; and
 - (iii) span if it is a floor, roof or beam; and
 - (iv) conditions of support; and
 - (v) to a minor degree, cross-section and components.
- (b) the report must demonstrate by calculation that the building element would achieve the FRL if it is subjected to the regime of the *Standard Fire Test* in relation to-
- (i) *structural adequacy* (including deflection); and
 - (ii) *integrity*; and
 - (iii) *insulation*; and
- (c) the calculations must take into account-
- (i) the temperature reached by the components of the prototype and their effects on strength and modulus of elasticity; and
 - (ii) appropriate features of the building element such as support, restraint, cross-sectional shape, length, height, span, slenderness ratio, reinforcement, ratio of surface area to mass per unit length, and fire protection; and
 - (iii) features of the prototype that influenced its performance in the *Standard Fire Test* although these features may not have been taken into account in the design for dead and live load; and
 - (iv) features of the conditions of test, the manner of support and the position of the prototype during the test, that might not be reproduced in the building element if it is exposed to fire; and
 - (v) the design load of the building element in comparison with the tested prototype.

4. Interchangeable materials

- (a) Concrete and plaster - An FRL achieved with any material of Group A, B, C, D or E as an ingredient in concrete or plaster, applies equally when any other material of the same group is used in the same proportions:

Group A: Any portland cement.

Group B: Any lime.

Group C: Any dense sand.

Group D: Any dense calcareous aggregate, including any limestone or any calcareous gravel.

Group E: Any dense siliceous aggregate, including any basalt, diorite, dolerite, granite, granodiorite or trachyte.

- (b) Perlite and vermiculite - An FRL achieved with either gypsum-perlite plaster or gypsum-vermiculite plaster applies equally for each plaster.

5. Columns covered with lightweight construction

If the *fire-resisting* covering of a steel column is *lightweight construction*, the construction must comply with C1.8 and C3.17.

6. Non-loadbearing elements

If a *non-loadbearing* element is able to be used for a purpose where the *Deemed-to-Satisfy Provisions* prescribe an FRL for *structural adequacy, integrity and insulation*, that *non-loadbearing* element need not comply with the *structural adequacy* criteria.

Table 1 amended
by Amdt No.3

Table 1						
FRLs DEEMED TO BE ACHIEVED BY CERTAIN BUILDING ELEMENT						
Building element	Minimum thickness (mm) of principal material for FRL's					Annexure reference
	60/60/60	90/90/90	120/120/120	180/180/180	240/240/240	Clause No
WALL						
Masonry						
Ashlar	-	-	-	-	300	1, 2, 5, 6
Calcium silicate	see 2(d)(iv) of this Specification					
Concrete	see 2(d)(iv) of this Specification					
Fired clay (inc terracotta)	see 2(d)(iv) of this Specification					
Concrete						
No-fines	-	-	-	150	170	1, 5, 6
Prestressed	see 2(d)(ii) of this Specification					
Reinforced	see 2(d)(ii) of this Specification					
Plain	-	-	-	150	170	1, 5, 6
Solid gypsum blocks	75	90	100	110	125	1, 5, 6
Gypsum-perlite or Gypsum vermiculite-plaster on metal lath and channel (non-loadbearing walls only)	50	50	65	-	-	1, 5, 7
CONCRETE COLUMN						
Prestressed	see 2(d)(ii) of this Specification					
Reinforced	see 2(d)(ii) of this Specification					
HOT-ROLLED STEEL COLUMN						
(inc a fabricated column) exposed on no more than 3 sides:						8
Fire protection of						
Concrete - Cast in-situ-						
<i>loadbearing</i>	25	30	40	55	75	9, 11, 12
<i>non-loadbearing-unplastered</i>	25	30	40	50	65	9, 11, 12
<i>plastered 13 mm-</i>	25	25	30	40	50	1, 6, 9, 11, 12
Gypsum - Cast in-situ						
Gypsum-perlite or Gypsum-vermiculite plaster						
<i>sprayed to contour</i>	20	25	35	50	55	1, 11
<i>sprayed on metal lath</i>	20	20	25	35	45	1, 7

Amdt 11

Table 1						
FRLs DEEMED TO BE ACHIEVED BY CERTAIN BUILDING ELEMENT (Continued)						
Building element	Minimum thickness (mm) of principal material for FRL's					Annexure reference Clause No
	60/60/60	90/90/90	120/120/120	180/180/180	240/240/240	
HOT-ROLLED STEEL COLUMN (inc a fabricated column) exposed on no more than 3 sides and with column spaces filled: Fire protection of -						8, 9
Solid calcium-silicate masonry	50	50	50	50	65	1, 3, 11, 12
Solid clay masonry	50	50	50	65	90	1, 3, 11, 12
Solid concrete masonry	50	50	50	65	90	1, 3, 11, 12
Solid gypsum blocks	50	50	50	50	65	1, 3, 11, 12
Hollow terracotta blocks plastered 13 mm	50	50	50	65	90	1, 3, 6, 10, 11, 12
HOT-ROLLED STEEL COLUMN (inc. a fabricated column) exposed on no more than 3 sides and with column spaces unfilled: Fire protection of -						8
Solid calcium-silicate masonry	50	50	50	-	-	1, 3, 11, 12
Solid clay masonry	50	50	65	-	-	1, 3, 11, 12
Solid concrete masonry	50	50	65	-	-	1, 3, 11, 12
Solid gypsum blocks	50	50	50	-	-	1, 3, 11, 12
Hollow terracotta blocks- plastered 13 mm	50	50	65	-	-	1, 3, 6, 10, 11, 12
	60/ - / -	90/ - / -	120/ - / -	180/ - / -	240/ - / -	
HOT-ROLLED STEEL COLUMN (inc a fabricated column) exposed on 4 sides: Fire protection of -						8
Concrete - Cast in- situ- <i>loadbearing</i>	25	40	45	65	90	9, 11, 12
<i>non-loadbearing-</i> unplastered	25	30	40	50	65	9, 11, 12
plastered 13 mm	25	25	30	40	50	1, 6, 9, 11, 12
Gypsum - Cast in-situ	-	-	-	-	50	9, 11, 12

Amdt 11

Table 1 FRLs DEEMED TO BE ACHIEVED BY CERTAIN BUILDING ELEMENT (Continued)						
Building element	Minimum thickness (mm) of principal material for FRL's					Annexure reference Clause No
	60/ - / -	90/ - / -	120/ - / -	180/ - / -	240/ - / -	
HOT-ROLLED STEEL COLUMN continued (inc a fabricated column) exposed on 4 sides:						8
Gypsum-perlite or Gypsum-vermiculite plaster						
sprayed to contour	25	30	40	55	65	1, 11
sprayed on metal lath	20	20	30	40	50	1, 7
HOT-ROLLED STEEL COLUMN (inc. a fabricated column) exposed on 4 sides and with column spaces filled						8, 9
Fire protection of -						
Solid calcium-silicate masonry	50	50	50	65	75	1, 3, 11, 12,
Solid clay masonry	50	50	50	75	100	1, 3, 11, 12
Solid concrete masonry	50	50	50	75	100	1, 3, 11, 12
Solid gypsum blocks	50	50	50	65	75	1, 3, 11, 12
Hollow terracotta blocks- plastered 13 mm	50	50	50	75	100	1, 3, 6, 10, 11, 12
HOT-ROLLED STEEL COLUMN (inc. a fabricated column) exposed on 4 sides and with column spaces unfilled						8
Fire protection of -						
Solid calcium-silicate masonry	50	50	50	-	-	1, 3, 11, 12
Solid clay masonry	50	50	65	-	-	1, 3, 11, 12
Solid concrete masonry	50	50	65	-	-	1, 3, 11, 12
Solid gypsum blocks	50	50	50	-	-	1, 3, 11, 12
Hollow terracotta blocks- plastered 13 mm	50	50	65	-	-	1, 3, 6, 10, 11, 12

Table 1						
FRLs DEEMED TO BE ACHIEVED BY CERTAIN BUILDING ELEMENT (Continued)						
Building element	Minimum thickness (mm) of principal material for FRL's					Annexure reference Clause No
	60/ - / -	90/ - / -	120/ - / -	180/ - / -	240/ - / -	
BEAM						
Concrete						
Prestressed	see 2(d)(ii) of this Specification					
Reinforced	see 2(d)(ii) of this Specification					
Hot-rolled Steel (inc. an open-web joist girder truss etc) exposed on no more than 3 sides:						8
Fire protection of -						
Concrete- Cast in-situ	25	30	40	50	65	11, 12
Gypsum-perlite or Gypsum-vermiculite plaster						
sprayed to contour	20	25	35	50	55	1, 11
sprayed on metal lath	20	20	25	35	45	1, 7
Hot-rolled Steel (inc. an open-web joist girder truss etc) exposed on 4 sides:						8
Fire protection of-						
Concrete- Cast in-situ	25	40	45	65	90	11, 12
Gypsum-perlite or Gypsum-vermiculite plaster-						
sprayed to contour	25	30	40	55	65	1, 11
sprayed on metal lath	20	20	30	40	50	1, 7
	60/60/60	90/90/90	120/120/120	180/180/180	240/240/240	
FLOOR, ROOF OR CEILING						
Concrete -						
Prestressed	see 2(d)(ii) of this Specification					
Reinforced	see 2(d)(ii) of this Specification					

Amdt 11

ANNEXURE TO TABLE 1**1. MORTAR, PLASTER AND PLASTER REINFORCEMENT****1.1 Mortar for masonry**

Masonry units of ashlar, calcium silicate, concrete or fired clay (including terracotta blocks) must be laid in cement mortar or composition mortar complying with the relevant provisions of AS 3700.

1.2 Gypsum blocks

Gypsum blocks must be laid in gypsum-sand mortar or lime mortar.

1.3 Gypsum-sand mortar and plaster

Gypsum-sand mortar and gypsum-sand plaster must consist of either-

- (a) not more than 3 parts by volume of sand to 1 part by volume of gypsum; or
- (b) if lime putty is added, not more than 2.5 parts by volume of sand to 1 part by volume of gypsum and not more than 5% of lime putty by volume of the mixed ingredients.

1.4 Gypsum-perlite and gypsum-vermiculite plaster

Gypsum-perlite or gypsum-vermiculite plaster must be applied-

- (a) in either one or 2 coats each in the proportions of 1 m³ of perlite or vermiculite to 640 kg of gypsum if the *required* thickness of the plaster is not more than 25 mm; and
- (b) in 2 coats if the *required* thickness is more than 25 mm, the first in the proportions of 1 m³ of perlite or vermiculite to 800 kg of gypsum and the second in the proportions of 1 m³ of perlite or vermiculite to 530 kg of gypsum.

1.5 Plaster of cement and sand or cement, lime and sand

Plaster prescribed in Table 1 must consist of-

- (a) cement and sand or cement, lime and sand; and
- (b) may be finished with gypsum, gypsum-sand, gypsum-perlite or gypsum-vermiculite plaster or with lime putty.

1.6 Plaster reinforcement

If plaster used as fire protection on walls is more than 19 mm thick-

- (a) it must be reinforced with expanded metal lath that-
 - (i) has a mass per unit area of not less than 1.84 kg/m²; and
 - (ii) has not fewer than 98 meshes per metre; and
 - (iii) is protected against corrosion by galvanising or other suitable method; or
- (b) it must be reinforced with 13 mm x 13 mm x 0.7 mm galvanised steel wire mesh, and

with the reinforcement must be securely fixed at a distance from the face of the wall of not less than 1/3 of the total thickness of the plaster.

2. ASHLAR STONE MASONRY

Ashlar masonry must not be used in a part of the building containing more than 2 *storeys*, and must not be of-

- (a) aplite, granite, granodiorite, quartz dacite, quartz diorite, quartz porphyrite or quartz porphyry; or
- (b) conglomerate, quartzite or sandstone; or
- (c) chert or flint; or
- (d) limestone or marble.

3. DIMENSIONS OF MASONRY

The thicknesses of masonry of calcium-silicate, concrete and fired clay are calculated as follows:

3.1 Solid units

For masonry in which the amount of perforation or coring of the units does not exceed 25% by volume (based on the overall rectangular shape of the unit) the thickness of the wall must be calculated from the manufacturing dimensions of the units and the specified thickness of the joints between them as appropriate.

3.2 Hollow units

For masonry in which the amount of perforation or coring of the units exceeds 25% by volume (based on the overall rectangular shape of the unit) the thickness of the wall must be calculated from the equivalent thicknesses of the units and the specified thickness of the joints between them as appropriate.

3.3 Equivalent thickness

The equivalent thickness of a masonry unit is calculated by dividing the net volume by the area of one vertical face.

4. * * * * *

This Clause has deliberately been left blank.

5. HEIGHT-TO-THICKNESS RATIO OF CERTAIN WALLS

The ratio of height between lateral supports to overall thickness of a wall of ashlar, no-fines concrete, unreinforced concrete, solid gypsum blocks, gypsum-perlite or gypsum-vermiculite plaster on metal lath and channel, must not exceed-

- (a) 20 for a *loadbearing* wall; or
- (b) 27 for a *non-loadbearing* wall.

6. INCREASE IN THICKNESS BY PLASTERING**6.1 Walls**

If a wall of ashlar, solid gypsum blocks or concrete is plastered on both sides to an equal thickness, the thickness of the wall for the purposes of Table 1 (but not for the purposes of Annexure Clause 5) may be increased by the thickness of the plaster on one side.

6.2 Columns

Where Table 1 indicates that column-protection is to be plastered, the tabulated thicknesses are those of the principal material. They do not include the thickness of plaster which must be additional to the listed thickness of the material to which it is applied.

7. GYPSUM-PERLITE OR GYPSUM-VERMICULITE PLASTER ON METAL LATH

7.1 Walls

In walls fabricated of gypsum-perlite or gypsum-vermiculite plaster on metal lath and channel-

- (a) the lath must be securely wired to each side of 19 mm x 0.44 kg/m steel channels (used as studs) spaced at not more than 400 mm centres; and
- (b) the gypsum-perlite or gypsum-vermiculite plaster must be applied symmetrically to each exposed side of the lath.

7.2 Columns

For the fire protection of steel columns with gypsum-perlite or gypsum-vermiculite on metal lath-

- (a) the lath must be fixed at not more than 600 mm centres vertically to steel furring channels, and-
 - (i) if the plaster is to be 35 mm thick or more - at least 12 mm clear of the column; or
 - (ii) if the plaster is to be less than 35 mm thick - at least 6 mm clear of the column; or
- (b) the plaster may be applied to self-furring lath with furring dimples to hold it not less than 10 mm clear of the column, and

the thickness of the plaster must be measured from the back of the lath.

7.3 Beams

For the fire protection of steel beams with gypsum-perlite or gypsum-vermiculite on metal lath-

- (a) the lath must be fixed at not more than 600 mm centres to steel furring channels and at least 20 mm clear of the steel; and
- (b) the thickness of the plaster must be measured from the back of the lath.

8. EXPOSURE OF COLUMNS AND BEAMS

8.1 Columns

A column incorporated in or in contact on one or more sides with a wall of solid masonry or concrete at least 100 mm thick may be considered to be exposed to fire on no more than 3 sides.

8.2 Beams

A beam, open-web joist, girder or truss in direct and continuous contact with a concrete slab or a hollow block floor or roof may be considered to be exposed to fire on no more than 3 sides.

9. FILLING OF COLUMN SPACES

- (a) The spaces between the fire-protective material and the steel (and any re-entrant parts of the column itself) must be filled solid with a fire-protective material like concrete, gypsum or grout.
- (b) The insides of hollow sections, including pipes, need not be filled.

10. HOLLOW TERRACOTTA BLOCKS

The proportion of cored holes or perforations in a hollow terracotta block (based on the overall rectangular volume of the unit) must not exceed the following:

- | | |
|---|-----|
| (a) For blocks up to 75 mm thick | 35% |
| (b) For blocks more than 75 mm but not more than 100 mm thick | 40% |
| (c) For blocks more than 100 mm | 50% |

11. REINFORCEMENT FOR COLUMN AND BEAM PROTECTION

11.1 Masonry

Masonry of calcium-silicate, fired clay and concrete for the protection of steel columns must have steel-wire or mesh reinforcement in every second course and lapped at the corners.

11.2 Gypsum blocks and hollow terracotta blocks

Gypsum blocks and hollow terracotta blocks for the protection of steel columns must have steel-wire or mesh reinforcement in every course and lapped at corners.

11.3 Structural concrete and poured gypsum

If a steel column or a steel beam is to be protected with structural concrete or poured gypsum-

- (a) the concrete or gypsum must be reinforced with steel-wire mesh or steel-wire binding placed about 20 mm from its outer surface, and-
 - (i) for concrete or gypsum less than 50 mm thick, the steel wire must be-
 - (A) at least 3.15 mm in diameter; and
 - (B) spaced at not more than 100 mm vertically; or
 - (ii) for concrete or gypsum not less than 50 mm thick, the steel wire must be either-
 - (A) of a diameter and spacing in accordance with (i); or
 - (B) at least 5 mm in diameter and spaced at not more than 150 mm vertically.

11.4 Gypsum-perlite or gypsum-vermiculite plaster sprayed to contour

- (a) If a steel column or steel beam is protected with either gypsum-perlite or gypsum-vermiculite plaster sprayed to contour and the construction falls within the limits of Table 11.4, the plaster must be reinforced with-
 - (i) expanded metal lath complying with Clause 1.6 of this Annexure; or
 - (ii) galvanised steel wire mesh complying with Clause 1.6 of this Annexure.
- (b) The reinforcement must be placed at a distance from the face of the plaster of at least 1/3 of the thickness of the plaster and must be securely fixed to the column or beam at intervals of not more than the relevant listing in Table 11.4.

- (c) For the purposes of Table 11.4-
- (i) "vertical" includes a surface at not more than 10° to the vertical; and
 - (ii) "horizontal" includes a surface at not more than 10° to the horizontal; and
 - (iii) "underside" means the underside of any horizontal or non-vertical surface.

Table 11.4 REINFORCEMENT OF GYPSUM-PERLITE OR GYPSUM-VERMICULITE PLASTER SPRAYED TO CONTOUR		
Surface to be protected	Reinforcement required if smaller dimension of surface exceeds (mm)	Max spacing of fixings of the mesh to surface (mm)
Members with H or I cross-section:		
Vertical-	450	450
Non-vertical-	300	300
Underside-	300	300
Upper side of a horizontal surface-	Not required	
Members with other shapes:		
Vertical-	Any size	450
Non-vertical-	Any size	300
Underside-	Any size	300
Upper side of a horizontal surface-	Not required	

12. THICKNESS OF COLUMN AND BEAM PROTECTION

12.1 Measurement of thickness

The thickness of the fire protection to steel columns and steel beams (other than fire protection of gypsum-perlite or gypsum-vermiculite plaster sprayed on metal lath or sprayed to contour) is to be measured from the face or edge of the steel, from the face of a splice plate or from the outer part of a rivet or bolt, whichever is the closest to the outside of the fire-protective construction, except that-

- (a) if the thickness of the fire protection is 40 mm or more, rivet heads may be disregarded; and

- (b) if the thickness of the fire protection is 50 mm or more-
 - (i) any part of a bolt (other than a high-tensile bolt) may be disregarded; and
 - (ii) a column splice plate within 900 mm of the floor may encroach upon the fire protection by up to a 1/4 of the thickness of the fire protection; and
- (c) the flange of a column or beam may encroach by up to 12 mm upon the thickness of the fire protection at right angles to the web if-
 - (i) the column or beam is intended to have an FRL of 240/240/240 or 240/-/-; and
 - (ii) the flange projects 65 mm or more from the web; and
 - (iii) the thickness of the edge of the flange (inclusive of any splice plate) is not more than 40 mm.

SPECIFICATION **A2.4** FIRE HAZARD PROPERTY TEST FOR ASSEMBLIES

1. Scope

This Specification sets out the procedures for determining the Fire Hazard Properties of components and assemblies and their ability to screen their core materials as *required* under Specification C1.10.

2. Form of test

Tests must be carried out in accordance with-

- (a) for the determination of the *Spread-of-Flame Index* and *Smoke-Developed Index* - AS/NZS 1530.3; and
- (b) for the determination of the ability to prevent ignition and to screen its core material from free air - AS 1530.4.

3. Test specimens

Test specimens must incorporate-

- (a) all types of joints; and
- (b) all types of perforations, recesses or the like for pipes, light switches or other fittings, which are proposed to be used for the member or assembly of members in the building.

4. Concession

Clause 3 does not apply to joints, perforations, recesses or the like that are larger than those in the proposed application and have already been tested in the particular form of construction concerned and found to comply with the conditions of the test.

5. Smaller specimen permitted

A testing laboratory may carry out the test specified in Clause 2(b) at pilot scale if a specimen (which must be not less than 900 mm x 900 mm) will adequately represent the proposed construction in the building, but the results of that test do not apply to construction larger than limits defined by the laboratory conducting the pilot examination.

Clause 2(a)
amended by
Amdt No. 6

Amdt 11

SECTION **B**

Amdt 11

STRUCTURE

B1 Structural Provisions

SECTION B CONTENTS

	Page
Part B1 Structural Provisions	4,021
Objective BO1	
Functional Statement BF1.1	
Performance Requirement BP1.1 - BP1.2	
B1.0 Deemed-to-Satisfy Provisions	
B1.1 Resistance to actions	
B1.2 Determination of individual actions	
B1.3 Determination of structural resistance of materials and forms of construction	
NT Appendix (Additional provision - refer to NT Contents for full details)	44,001
Spec B1.2 Design of buildings in Cyclonic Areas	

PART B1 STRUCTURAL PROVISIONS

OBJECTIVE

- BO1** The *Objective* of this Part is to-
- (a) safeguard people from injury caused by structural failure; and
 - (b) safeguard people from loss of amenity caused by structural behaviour; and
 - (c) protect *other property* from physical damage caused by structural failure.

FUNCTIONAL STATEMENT

- BF1.1** A building or structure is to withstand the combination of loads and other actions to which it may be reasonably subjected.

PERFORMANCE REQUIREMENT

- BP1.1**
- (a) A building or structure, to the degree necessary, must-
 - (i) remain stable and not collapse; and
 - (ii) prevent progressive collapse; and
 - (iii) minimise local damage and loss of amenity through excessive deformation, vibration or degradation; and
 - (iv) avoid causing damage to *other properties*, by resisting the actions to which it may reasonably be subjected.

BP1.1 amended
by Amdt No. 11

Amdt 11

- (b) The actions to be considered to satisfy (a) include but are not limited to-
- (i) permanent actions (dead loads); and
 - (ii) imposed actions (live loads arising from occupancy and use); and
 - (iii) wind action; and
 - (iv) earthquake action; and
 - (v) snow action; and
 - (vi) liquid pressure action; and
 - (vii) ground water action; and
 - (viii) rainwater action (including ponding action); and
 - (ix) earth pressure action; and
 - (x) differential movement; and
 - (xi) time dependent effects (including creep and shrinkage); and
 - (xii) thermal effects; and
 - (xiii) ground movement caused by-
 - (A) swelling, shrinkage or freezing of the subsoil; and
 - (B) landslip or subsidence; and
 - (C) siteworks associated with the building or structure; and
 - (xiv) *construction activity actions*.

- BP1.2** The structural resistance of materials and forms of construction must be determined using five percentile characteristic material properties with appropriate allowance for-
- (a) known construction activities; and
 - (b) type of material; and
 - (c) characteristics of the site; and
 - (d) the degree of accuracy inherent in the methods used to assess the structural behaviour; and
 - (e) action effects arising from the differential settlement of foundations, and from restrained dimensional changes due to temperature, moisture, shrinkage, creep and similar effects.

**BP1.2 inserted by
Amdt No. 11**

PART B1 STRUCTURAL PROVISIONS

Deemed-to-Satisfy Provisions

B1.0 amended by
Amdt No. 11

B1.0 Deemed-to-Satisfy Provisions

Performance Requirement BP1.1 and BP1.2 are satisfied by complying with B1.1 to B1.3.

B1.1 amended by
Amdt No. 11

B1.1 Resistance to actions

The resistance of a building or structure must be greater than the most critical action effect resulting from different combinations of actions, where-

- (a) the most critical action effect on a building or structure is determined in accordance with B1.2 and the general design procedures contained in AS/NZS 1170.0; and
- (b) the resistance of a building or structure is determined in accordance with B1.3.

B1.2 amended by
Amdt No.11

B1.2 Determination of individual actions

The magnitude of individual actions must be determined in accordance with the following:

- (a) Permanent actions:
 - (i) the design or known dimensions of the building or structure; and
 - (ii) the unit weight of the construction; and
 - (iii) AS/NZS 1170.1.
- (b) Imposed actions:
 - (i) the known loads that will be imposed during the occupation or use of the building or structure; and
 - (ii) *construction activity actions*; and
 - (iii) AS/NZS 1170.1.
- (c) Wind, snow and earthquake actions:
 - (i) the applicable annual probability of design event for safety, determined by-
 - (A) assigning the building or structure an Importance Level in accordance with Table B1.2a; and
 - (B) determining the corresponding annual probability of exceedance in accordance with Table B1.2b, and

Amdt 11

Deemed-to-Satisfy Provisions

- (ii) AS/NZS 1170.2, AS 1170.3 and AS 1170.4 as appropriate.
- (d) Actions not covered in (a), (b) and (c) above:
 - (i) the nature of the action; and
 - (ii) the nature of the building or structure; and
 - (iii) the Importance Level of the building or structure determined in accordance with Table B1.2a; and
 - (iv) AS/NZS 1170.1.
- (e) For the purposes of (d) the actions include but are not limited to-
 - (i) liquid pressure action; and
 - (ii) ground water action; and
 - (iii) rainwater action (including ponding action); and
 - (iv) earth pressure action; and
 - (v) differential movement; and
 - (vi) time dependent effects (including creep and shrinkage); and
 - (vii) thermal effects; and
 - (viii) ground movement caused by-
 - (A) swelling, shrinkage or freezing of the subsoil; and
 - (B) landslip or subsidence; and
 - (C) *siteworks* associated with the building or structure; and
 - (ix) *construction activity actions*.

NT B1.2(c)(ii)

Deemed-to-Satisfy Provisions

Table B1.2a	
Importance Levels of Buildings and Structures	
Importance Level	Building Types
1	Buildings or structures presenting a low degree of hazard to life and <i>other property</i> in the case of failure.
2	Buildings or structures not included in Importance Levels 1, 3 and 4.
3	Buildings or structures that are designed to contain a large number of people.
4	Buildings or structures that are essential to post-disaster recovery or associated with hazardous facilities.

Table B1.2b				
Design Events for Safety				
Importance Level	Annual probability of exceedance			
	Wind		Snow	Earthquake
	Non-cyclonic	Cyclonic		
1	1:100	1:200	1:100	1:500
2	1:500	1:500	1:150	1:500
3	1:1000	1:1000	1:200	1:500
4	1:2000	1:2000	1:250	1:800

Amdt 11

**B1.3 amended by
Amdt No. 11**

B1.3 Determination of structural resistance of materials and forms of construction

The structural resistance of materials and forms of construction must be determined in accordance with the following:

- (a) Masonry (including masonry-veneer, unreinforced masonry and reinforced masonry): AS 3700.
- (b) Concrete construction (including reinforced and prestressed concrete): AS 3600.
- (c) Steel construction-
 - (i) Steel structures: AS 4100.
 - (ii) Cold-formed steel structures: AS/NZS 4600.
- (d) Composite steel and concrete: AS 2327.1.
- (e) Aluminium construction: AS/NZS 1664.1 or AS/NZS 1664.2.
- (f) Timber construction:

Deemed-to-Satisfy Provisions

- (i) Design of timber structures: AS 1720.1.
- (ii) * * * * *
- (iii) Timber structures: AS 1684 Part 2, Part 3 or Part 4.
- (g) Piling: AS 2159.
- (h) Glazed assemblies:
 - (i) The following glazed assemblies in an *external wall* must comply with AS 2047:
 - (A) Windows excluding those listed in (ii).
 - (B) Sliding doors with a frame.
 - (C) Adjustable louvres.
 - (D) Shopfronts.
 - (E) Window walls with one piece framing.
 - (ii) All glazed assemblies not covered by (i) and the following glazed assemblies must comply with AS 1288:
 - (A) All glazed assemblies not in an *external wall*.
 - (B) Hinged doors, including French doors and bi-fold doors.
 - (C) Revolving doors.
 - (D) Fixed louvres.
 - (E) Skylights, roof lights and windows in other than the vertical plane.
 - (F) Sliding doors without a frame.
 - (G) Shopfront doors.
 - (H) Windows constructed on site and architectural one-off windows, which are not design tested in accordance with AS 2047.
 - (I) Second-hand windows, re-used windows, recycled windows and replacement windows.
 - (J) Heritage windows.
- (i) Termite Risk Management: Where a *primary building element* is subject to attack by subterranean termites: AS 3660.1, and-
 - (i) for the purposes of this provision, a *primary building element* consisting entirely of, or a combination of, any of the following materials is considered not subject to termite attack:
 - (A) Steel, aluminium or other metals.

Qld B1.3(f)(iv)

NT B1.3(i)

Amdt 11

Deemed-to-Satisfy Provisions

- (B) Concrete.
- (C) Masonry.
- (D) Fibre-reinforced cement.
- (E) Timber - naturally termite resistant in accordance with Appendix C of AS 3660.1.
- (F) Timber - preservative treated in accordance with Appendix D of AS 3660.1; and
- (ii) a durable notice must be permanently fixed to the building in a prominent location, such as a meter box or the like, indicating-
 - (A) the method of termite risk management; and
 - (B) the date of installation of the system; and
 - (C) where a chemical barrier is used, its life expectancy as listed on the National Registration Authority label; and
 - (D) the installer's or manufacturer's recommendations for the scope and frequency of future inspections for termite activity.
- (j) Roof construction (except in cyclone areas):
 - (i) Extruded PVC and glass fibre-reinforced polyester (GRP) sheeting: AS/NZS 1562.3, AS/NZS 4256 [Parts 1, 2, 3 and 5](#).
 - (ii) Roofing tiles: AS 2049, AS 2050.
 - (iii) Cellulose cement corrugated sheets: AS/NZS 2908.1 with safety mesh installed in accordance with AS/NZS 1562.3 Clause 2.4.3.2 except for sub clause (g) for plastic sheeting.
 - (iv) Metal roofing: AS 1562.1.
 - (v) Asphalt shingles: ASTM D3018-90, Class A.
- (k) Particleboard structural flooring: AS 1860.
- (l) Earthwall construction: NBTC Bulletin 5, edition 4, Table 3.1 and Figure 3.7 and associated Table.
- (m) Structures for primary production purposes in rural areas: AS 2867
- (n) Lift *shafts* which are not *required* to have an FRL: AS 1735.2 Clause 11.1.2.

SECTION **C**

Amdt 11

FIRE RESISTANCE

- C1 Fire Resistance and Stability**
- C2 Compartmentation and Separation**
- C3 Protection of Openings**

SECTION C CONTENTS

	Page
Section C Fire Resistance	6,021
Objective CO1	
Functional Statements CF1 - CF2	
Performance Requirements CP1 - CP9	
Verification Methods CV1 - CV2	
Part C1 Fire Resistance and Stability	6,101
C1.0 Deemed-to-Satisfy Provisions	
C1.1 Type of construction required	
C1.2 Calculation of rise in storeys	
C1.3 Buildings of multiple classification	
C1.4 Mixed types of construction	
C1.5 Two storey Class 2, 3 or 9c buildings	
C1.6 Class 4 parts of buildings	
C1.7 Open spectator stands and indoor sports stadiums	
C1.8 Lightweight construction	
C1.9 * * * * *	
C1.10 Fire hazard properties	
C1.11 Performance of external walls in fire	
C1.12 Non-combustible materials	
Part C2 Compartmentation and Separation	6,301
C2.0 Deemed-to-Satisfy Provisions	
C2.1 Application of Part	
C2.2 General floor area and volume limitations	
C2.3 Large isolated buildings	
C2.4 Requirements for open spaces and vehicular access	
C2.5 Class 9a and 9c buildings	
C2.6 Vertical separation of openings in external walls	
C2.7 Separation by fire walls	
C2.8 Separation of classifications in the same storey	
C2.9 Separation of classifications in different storeys	
C2.10 Separation of lift shafts	

		Page
C2.11	Stairways and lifts in one shaft	
C2.12	Separation of equipment	
C2.13	Electricity supply system	
C2.14	Public corridors in Class 2 and 3 buildings	
Part C3	Protection of Openings	6,601
C3.0	Deemed-to-Satisfy Provisions	
C3.1	Application of Part	
C3.2	Protection of openings in external walls	
C3.3	Separation of external walls and associated openings in different fire compartments	
C3.4	Acceptable methods of protection	
C3.5	Doorways in fire walls	
C3.6	Sliding fire doors	
C3.7	Protection of doorways in horizontal exits	
C3.8	Openings in fire-isolated exits	
C3.9	Service penetrations in fire-isolated exits	
C3.10	Openings in fire-isolated lift shafts	
C3.11	Bounding construction: Class 2, 3 and 4 buildings	
C3.12	Openings in floors and ceilings for services	
C3.13	Openings in shafts	
C3.14	* * * * *	
C3.15	Openings for service installations	
C3.16	Construction joints	
C3.17	Columns protected with lightweight construction to achieve an FRL	
Specifications		8,001
C1.1	Fire-Resisting Construction	
C1.8	Structural Tests for Lightweight Construction	
C1.10	Fire Hazard Properties	
C1.11	Performance of External Walls in Fire	
C2.5	Smoke-proof walls in health-care and aged care buildings	
C3.4	Fire Doors, Smoke Doors, Fire Windows and Shutters	
C3.15	Penetration of Walls, Floors and Ceilings by Services	

Amdt 11

SECTION C FIRE RESISTANCE

OBJECTIVE

- CO1** The *Objective* of this Section is to-
- (a) safeguard people from illness or injury due to a fire in a building; and
 - (b) safeguard occupants from illness or injury while evacuating a building during a fire; and
 - (c) facilitate the activities of emergency services personnel; and
 - (d) avoid the spread of fire between buildings; and
 - (e) protect *other property* from physical damage caused by structural failure of a building as a result of fire.

FUNCTIONAL STATEMENTS

- CF1** A building is to be constructed to maintain structural stability during fire to-
- (a) allow occupants time to evacuate safely; and
 - (b) allow for *fire brigade* intervention; and
 - (c) avoid damage to *other property*.
- CF2** A building is to be provided with safeguards to prevent fire spread-
- (a) so that occupants have time to evacuate safely without being overcome by the effects of fire; and
 - (b) to allow for *fire brigade* intervention; and
 - (c) to *sole-occupancy* units providing sleeping accommodation; and

Application:

CF2(c) only applies to a Class 2 or 3 building or Class 4 part.

- (d) to adjoining *fire compartments*; and
- (e) between buildings.

PERFORMANCE REQUIREMENTS

- CP1** A building must have elements which will, to the degree necessary, maintain structural stability during a fire appropriate to-
- (a) the function or use of the building; and
 - (b) the *fire load*; and
 - (c) the potential *fire intensity*; and
 - (d) the *fire hazard*; and
 - (e) the height of the building; and
 - (f) its proximity to *other property*; and
 - (g) any active *fire safety systems* installed in the building; and
 - (h) the size of any *fire compartment*; and
 - (i) *fire brigade* intervention; and
 - (j) other elements they support; and
 - (k) the *evacuation time*.

- CP2** (a) A building must have elements which will, to the degree necessary, avoid the spread of fire-
- (i) to *exits*; and
 - (ii) to *sole-occupancy units* and *public corridors*; and

Application:
 CP2(a)(ii) only applies to a Class 2 or 3 building or Class 4 part.

- (iii) between buildings; and
- (iv) in a building,
- (b) Avoidance of the spread of fire referred to in (a) must be appropriate to-
 - (i) the function or use of the building; and
 - (ii) the *fire load*; and
 - (iii) the potential *fire intensity*; and
 - (iv) the *fire hazard*; and

CP1 amended by
 Amdt No. 5

CP2 amended by
 Amdt No. 11

Amdt 11

CP3 amended by
Amdt No. 11

CP3

- (v) the number of *storeys* in the building; and
- (vi) its proximity to *other property*; and
- (vii) any active *fire safety systems* installed in the building; and
- (viii) the size of any *fire compartment*; and
- (ix) *fire brigade* intervention; and
- (x) other elements they support; and
- (xi) the *evacuation time*.

A building must be protected from the spread of fire and smoke to allow sufficient time for the orderly evacuation of the building in an emergency.

Application:

CP3 only applies to—

- (a) a *patient care area* of a Class 9a *health-care building*; and
- (b) a Class 9c *aged care building*.

CP4 amended by
Amdt No. 1

CP4

A material and an assembly must, to the degree necessary, resist the spread of fire to limit the generation of smoke and heat, and any toxic gases likely to be produced, appropriate to—

- (a) the *evacuation time*; and
- (b) the number, mobility and other characteristics of occupants; and
- (c) the function or use of the building; and
- (d) any active *fire safety systems* installed in the building.

CP5

A concrete *external wall* that could collapse as a complete panel (eg. tilt-up and pre-cast concrete) must be designed so that in the event of fire within the building the likelihood of outward collapse is avoided.

Limitation:

CP5 does not apply to a building having more than two *storeys* above ground level.

- CP6** A building must have elements, which will, to the degree necessary, avoid the spread of fire from service equipment having-
- (a) a high *fire hazard*; or
 - (b) a potential for explosion resulting from a high *fire hazard*.
- CP7** A building must have elements, which will, to the degree necessary, avoid the spread of fire so that emergency equipment provided in a building will continue to operate for a period of time necessary to ensure that the intended function of the equipment is maintained during a fire.
- CP8** Any building element provided to resist the spread of fire must be protected, to the degree necessary, so that an adequate level of performance is maintained-
- (a) where openings, construction joints and the like occur; and
 - (b) where penetrations occur for building services.
- CP9** Access must be provided to and around a building, to the degree necessary, for *fire brigade* vehicles and personnel to facilitate *fire brigade* intervention appropriate to-
- (a) the function or use of the building; and
 - (b) the *fire load*; and
 - (c) the potential *fire intensity*; and
 - (d) the *fire hazard*; and
 - (e) any active *fire safety systems* installed in the building; and
 - (f) the size of any *fire compartment*.

VERIFICATION METHODS

- CV1** Compliance with CP2(c) to avoid the spread of fire between buildings on adjoining allotments is verified when it is calculated that-

- (a) a building will not cause heat flux in excess of those set out in column 2 of Table CV1 at locations within the boundaries of an adjoining property set out in column 1 of Table CV1 where another building may be constructed; and
- (b) when located at the distances from the allotment boundary set out in column 1 of Table CV1, a building is capable of withstanding the heat flux set out in column 2 of Table CV1 without ignition.

Table CV1	
Column 1	Column 2
Location	Heat Flux (kW/m ²)
On boundary	80
1 m from boundary	40
3 m from boundary	20
6 m from boundary	10

- CV2** Compliance with CP2(c) to avoid the spread of fire between buildings on the same allotment is verified when it is calculated that a building-
- (a) is capable of withstanding the heat flux set out in column 2 of Table CV2 without ignition; and
 - (b) will not cause heat flux in excess of those set out in column 2 of Table CV2,
- when the distance between the buildings is as set out in column 1 of Table CV2.

Table CV2	
Column 1	Column 2
Distance between buildings	Heat Flux (kW/m ²)
0 m	80
2 m	40
6 m	20
12 m	10

Amdt 11

PART C1 FIRE RESISTANCE AND STABILITY

Deemed-to-Satisfy Provisions

C1.0 Deemed-to-Satisfy Provisions

Performance Requirements CP1 to CP9 are satisfied by complying with-

C1.0(a) amended by Amdt No. 9

- (a) C1.1 to C1.12, C2.1 to C2.14 and C3.1 to C3.17; and
- (b) in a building containing an *atrium*, Part G3; and
- (c) for theatres, *stages* and public halls, Part H1.

C1.1 Type of construction required

C1.1(a)(ii) deleted by Amdt No. 1

- (a) The minimum Type of *fire-resisting construction* of a building must be that specified in Table C1.1 and Specification C1.1, except as allowed for-
 - (i) certain Class 2 or 3 buildings in C1.5; and
 - (ii) * * * * *
 - (iii) *open spectator stands* and indoor sports stadiums in C1.7.
 - (iv) * * * * *
- (b) Type A construction is the most fire-resistant and Type C the least fire-resistant of the Types of construction.

C1.1(a)(iv) deleted by Amdt No. 1

Table C1.1 TYPE OF CONSTRUCTION REQUIRED		
Rise in storeys	Class of building	
	2, 3, 9	5, 6, 7, 8
4 OR MORE	A	A
3	A	B
2	B	C
1	C	C

C1.2 Calculation of rise in storeys

C1.2(a) amended by Amdt No. 9

- (a) The *rise in storeys* is the sum of the greatest number of *storeys* at any part of the *external walls* of the building and any *storeys* within the roof space -
 - (i) above the finished ground next to that part; or

Amdt 11

Deemed-to-Satisfy Provisions

- (ii) if part of the *external wall* is on the boundary of the allotment, above the natural ground level at the relevant part of the boundary.
- (b) A *storey* is not counted if-
 - (i) it is situated at the top of the building and contains only heating, ventilating or lift equipment, water tanks, or similar service units or equipment; or
 - (ii) it is situated partly below the finished ground and the underside of the ceiling is not more than 1 m above the average finished level of the ground at the *external wall*, or if the *external wall* is more than 12 m long, the average for the 12 m part where the ground is lowest.
- (c) In a Class 7 or 8 building, a *storey* that has an average internal height of more than 6 m is counted as-
 - (i) one *storey* if it is the only *storey* above the ground; or
 - (ii) 2 *storeys* in any other case.
- (d) For the purposes of calculating the *rise in storeys* of a building-
 - (i) a *mezzanine* is regarded as a *storey* in that part of the building in which it is situated if its *floor area* is more than 200 m² or more than 1/3 of the *floor area* of the room, whichever is the lesser; and
 - (ii) two or more *mezzanines* are regarded as a *storey* in that part of the building in which they are situated if they are at or near the same level and have an aggregate *floor area* more than 200 m² or more than 1/3 of the *floor area* of the room, whichever is the lesser.

C1.3 Buildings of multiple classification

In a building of multiple classifications, the Type of construction *required* for the building is the most *fire-resisting* Type resulting from the application of Table C1.1 on the basis that the classification applying to the top *storey* applies to all *storeys*.

C1.4 Mixed types of construction

A building may be of mixed Types of construction where it is separated in accordance with C2.7 and the Type of construction is determined in accordance with C1.1 or C1.3.

*Deemed-to-Satisfy Provisions*C1.5 amended by
Amdt No. 11**C1.5 Two storey Class 2, 3 or 9c buildings**

A building having a *rise in storeys* of 2 may be of Type C construction if-

- (a) it is a Class 2 or 3 building or a mixture of these classes and each *sole-occupancy unit* has–
 - (i) access to at least 2 *exits*; or
 - (ii) its own direct access to a road or *open space*.
- (b) it is a Class 9c *aged care building* protected throughout with a sprinkler system complying with Specification E1.5.

C1.6 Class 4 parts of buildings

A Class 4 part of a building requires the same FRL for building elements and the same construction separating the Class 4 part from the remainder of the building as a Class 2 part in similar circumstances.

C1.7 Open spectator stands and indoor sports stadiums

- (a) An *open spectator stand* or indoor sports stadium may be of Type C construction and need not comply with the other provisions of this Part if it contains not more than 1 tier of seating, is of *non-combustible* construction, and has only changing rooms, sanitary facilities or the like below the tiered seating.
- (b) In (a), one tier of seating means numerous rows of tiered seating incorporating cross-overs but within one viewing level.

C1.8 Lightweight construction

- (a) *Lightweight construction* must comply with Specification C1.8 if it is used in a wall system-
 - (i) that is *required* to have an FRL; or
 - (ii) for a lift *shaft*, stair *shaft* or service *shaft* or an *external wall* bounding a *public corridor* including a non *fire-isolated passageway* or non *fire-isolated ramp*, in a spectator stand, sports stadium, cinema or theatre, railway station, bus station or airport terminal.

Deemed-to-Satisfy Provisions

- (b) If *lightweight construction* is used for the *fire-resisting* covering of a steel column or the like, and if-
 - (i) the covering is not in continuous contact with the column, then the void must be filled solid, to a height of not less than 1.2 m above the floor to prevent indenting; and
 - (ii) the column is liable to be damaged from the movement of vehicles, materials or equipment, then the covering must be protected by steel or other suitable material.

C1.9 * * * * *

This clause has deliberately been left blank.

C1.10 Fire Hazard Properties

Materials and assemblies in a Class 2, 3, 5, 6, 7, 8 or 9 building must comply with Specification C1.10.

C1.11 Performance of external walls in fire

Concrete *external walls* that could collapse as complete panels (eg. tilt-up and precast concrete), in a building having a *rise in storeys* of not more than 2, must comply with Specification C1.11.

C1.12 Non-combustible materials

The following materials, though *combustible* or containing *combustible* fibres, may be used wherever a *non-combustible* material is *required*:

- (a) Plasterboard.
- (b) Perforated gypsum lath with a normal paper finish.
- (c) Fibrous-plaster sheet.
- (d) Fibre-reinforced cement sheeting.
- (e) Pre-finished metal sheeting having a *combustible* surface finish not exceeding 1 mm thickness and where the *Spread-of-Flame Index* of the product is not greater than 0.

**C1.12 inserted by
Amdt No. 3**

**C1.12(c)
amended by
Amdt No. 9**

Deemed-to-Satisfy Provisions

- (f) Bonded laminated materials where-
- (i) each laminate is *non-combustible*; and
 - (ii) each adhesive layer does not exceed 1 mm in thickness; and
 - (iii) the total thickness of the adhesive layers does not exceed 2 mm; and
 - (iv) the *Spread-of-Flame Index* and the *Smoke-Developed Index* of the laminated material as a whole does not exceed 0 and 3 respectively.

PART C2 COMPARTMENTATION AND SEPARATION

Deemed-to-Satisfy Provisions

C2.0 Deemed-to-Satisfy Provisions

Performance Requirements CP1 to CP9 are satisfied by complying with-

**C2.0(a) amended
by Amdt No. 9**

- (a) C1.1 to C1.12, C2.1 to C2.14 and C3.1 to C3.17; and
- (b) in a building containing an *atrium*, Part G3; and
- (c) for theatres, *stages* and public halls, Part H1.

C2.1 Application of Part

C2.2, C2.3 and C2.4 do not apply to a *carpark* provided with a sprinkler system complying with Specification E1.5, an *open-deck carpark* or an *open spectator stand*.

C2.2 General floor area and volume limitations

- (a) The size of any *fire compartment* or *atrium* in a Class 5, 6, 7, 8 or 9 building must not exceed the relevant maximum *floor area* nor the relevant maximum volume set out in Table C2.2 and Clause C2.5 except as permitted in Clause C2.3.
- (b) A part of a building which contains only heating, ventilating, or lift equipment, water tanks, or similar service units is not counted in the *floor area* or volume of a *fire compartment* or *atrium* if it is situated at the top of the building.
- (c) In a building containing an *atrium*, the part of the *atrium well* bounded by the perimeter of the openings in the floors and extending from the level of the first floor above the *atrium* floor to the roof covering is not counted in the volume of the *atrium* for the purposes of this clause.

Amdt 11

Deemed-to-Satisfy Provisions

**Table C2.2
amended by
Amdt No. 11**

Table C2.2 MAXIMUM SIZE OF FIRE COMPARTMENTS OR ATRIA				
Classification		Type of construction of building		
		Type A	Type B	Type C
5, 9b or 9c aged care building	<i>max floor area-</i>	8 000 m ²	5 500 m ²	3 000 m ²
	<i>max volume-</i>	48 000 m ³	33 000 m ³	18 000 m ³
6, 7, 8 or 9a (except for patient care areas)	<i>max floor area-</i>	5 000 m ²	3 500 m ²	2 000 m ²
	<i>max volume-</i>	30 000 m ³	21 000 m ³	12 000 m ³
Note: See C2.5 for maximum size of compartments in <i>patient care areas</i> in Class 9a health care buildings.				

C2.3 Large isolated buildings

The size of a *fire compartment* in a building may exceed that specified in Table C2.2 where-

- (a) the building does not exceed 18 000 m² in *floor area* nor exceed 108 000 m³ in volume, if-
 - (i) the building is Class 7 or 8, it contains not more than 2 storeys and is provided with open space complying with C2.4(a) not less than 18 m wide around the building and-
 - (A) an *automatic* fire detection and alarm system complying with AS 1670.1 and monitored in accordance with Clause 7 of Specification E2.2a; or
 - (B) an *automatic* smoke exhaust system in accordance with Specification E2.2b; or
 - (C) *automatic smoke-and-heat vents* in accordance with Specification E2.2c; or
 - (D) natural smoke venting, with ventilation openings distributed as evenly as practicable and comprising permanent openings at roof level with a free area not less than 1.5% of *floor area* and low level openings which may be permanent or readily openable with a free area not less than 1.5% of *floor area*; or

NSW C2.3(a)

**C2.3(a)(i)(A)
amended by
Amdt No. 8**

Deemed-to-Satisfy Provisions

- (ii) the building is Class 5 to 9 and is protected throughout with a sprinkler system complying with Specification E1.5 and perimeter vehicular access complying with C2.4(b) is provided; or
- (b) the building exceeds 18 000 m² in *floor area* or 108 000 m³ in volume, is protected throughout with a sprinkler system complying with Specification E1.5, is provided with a perimeter vehicular access complying with C2.4(b) and if-
 - (i) the ceiling height of the *fire compartment* is not more than 12 m, it has a smoke exhaust system in accordance with Specification E2.2b or *smoke-and-heat vents* in accordance with Specification E2.2c; or
 - (ii) the ceiling height is more than 12 m, it has a smoke exhaust system in accordance with Specification E2.2b; or
- (c) there is more than one building on the allotment and-
 - (i) each building complies with (a) or (b); or
 - (ii) if the buildings are closer than 6 m to each other they are regarded as one building and collectively comply with (a) or (b).

C2.4 Requirements for open spaces and vehicular access

- (a) An open space *required* by C2.3 must-
 - (i) be wholly within the allotment except that any road, river, or public place adjoining the allotment, but not the farthest 6 m of it may be included; and
 - (ii) include vehicular access in accordance with (b); and
 - (iii) not be used for the storage or processing of materials; and
 - (iv) not be built upon, except for guard houses and service structures (such as electricity substations and pump houses) which may encroach upon the width of the space if they do not unduly impede fire-fighting at any part of the perimeter of the allotment or unduly add to the risk of spread of fire to any building on an adjoining allotment.
- (b) Vehicular access *required* by this Part-
 - (i) must be capable of providing emergency vehicle access and passage from a public road; and

Deemed-to-Satisfy Provisions

- (ii) must have a minimum unobstructed width of 6 m with no part of its furthest boundary more than 18 m from the building and in no part of the 6 m width be built upon or used for any purpose other than vehicular or pedestrian movement; and
- (iii) must provide reasonable pedestrian access from the vehicular access to the building; and
- (iv) must have a load bearing capacity and unobstructed height to permit the operation and passage of *fire brigade* vehicles; and
- (v) where a public road complies with (i), (ii), (iii) and (iv) may serve as the vehicular access or part thereof.

C2.5 Class 9a and 9c buildings

- (a) A Class 9a *health care building* must comply with the following:
 - (i) *Patient care areas* must be divided into *fire compartments* not exceeding 2000 m².
 - (ii) *Ward areas*-
 - (A) where the *floor area* exceeds 1000 m², must be divided into *floor areas* not more than 1000 m² by walls with an FRL of not less than 60/60/60; and
 - (B) where the *floor area* exceeds 500 m², must be divided into areas not more than 500 m² by smoke proof walls complying with Specification C2.5; and
 - (C) where division of *ward areas* by *fire-resisting* walls under (i) or (ii)(A) is not *required*, any smoke proof wall *required* under (ii)(B) must have an FRL of not less than 60/60/60.
 - (iii) *Treatment areas* must be divided into *floor areas* not more than 1000 m² by smoke-proof walls complying with Specification C2.5.
 - (iv) A *fire compartment* must be separated from the remainder of the building by *fire walls* and-
 - (A) in Type A construction - floors and roof or ceiling as *required* in Specification C1.1; and

C2.5 amended by
Amdt No. 11

Amdt 11

Deemed-to-Satisfy Provisions

- (B) in Type B construction - floors with an FRL of not less than 120/120/120 and with the openings in *external walls* bounding *patient care areas* being vertically separated in accordance with the requirements of C2.6 as if the building were of Type A construction.
- (v) The following ancillary use areas located within a *patient care area* must be separated from the remainder of the *patient care area* by walls with an FRL of not less than 60/60/60:
- (A) A kitchen and related food preparation areas having a combined *floor area* of more than 30 m².
- (B) A room containing a hyperbaric facility (pressure chamber).
- (C) A room used predominantly for the storage of medical records having a *floor area* of more than 10 m².
- (D) A laundry, where items of equipment are of the type that are potential fire sources (eg gas fire dryers).
- (vi) A wall *required* by (v) to separate ancillary use areas from the remainder of the building must extend to the underside of–
- (A) the floor above; or
- (B) a *non-combustible* roof covering; or
- (C) a ceiling having a *resistance to the incipient spread of fire* to the space above itself of not less than 60 minutes.
- (vii) Openings in walls *required* by (ii) and (v) to have an FRL must be protected as follows:
- (A) Doorways – *self-closing* or *automatic* closing – /60/30 fire doors.
- (B) Windows – *automatic* or permanently fixed closed – /60/ – fire windows or – /60/ – *automatic* fire shutters.
- (C) Other openings – construction having an FRL not less than – /60 /–.

Deemed-to-Satisfy Provisions

- (b) A Class 9c *aged care building* must comply with the following:
- (i) A building must be divided into areas not more than 500 m² by smoke proof walls complying with Specification C2.5.
 - (ii) A *fire compartment* must be separated from the remainder of the building by *fire walls* and, not withstanding Specification C1.1, floors with an FRL of not less than 60/60/60.
 - (iii) The following ancillary use areas must be separated from the *sole-occupancy units* by smoke proof walls complying with Specification C2.5:
 - (A) A kitchen and related food preparation areas having a combined *floor area* of more than 30 m².
 - (B) A laundry, where items of equipment are of the type that are potential fire sources (eg gas fire dryers).
 - (C) Storage rooms greater than 10 m² principally for the storage of administrative records.
 - (iv) Openings in *fire walls* must be protected as follows:
 - (A) Doorways – *self-closing* or *automatic* closing – /60/30 fire doors.
 - (B) Windows – *automatic* or permanently fixed closed – /60/ – fire windows or – /60/ – *automatic* fire shutters.
 - (C) Other openings – construction having an FRL not less than – /60 /–.

NSW C2.5(b)

Amdt 11

C2.6 Vertical separation of openings in external walls

- (a) If in a building of Type A construction, any part of a *window* or other opening in an *external wall* is above another opening in the *storey* next below and its vertical projection falls no further than 450 mm outside the lower opening (measured horizontally), the openings must be separated by-
- (i) a spandrel which-
 - (A) is not less than 900 mm in height; and
 - (B) extends not less than 600 mm above the upper surface of the intervening floor; and

C2.6 amended by
Amdt No. 7

Deemed-to-Satisfy Provisions

- (C) is of *non-combustible* material having an FRL of not less than 60/60/60; or
- (ii) part of a *curtain wall* or *panel wall* that complies with (i); or
- (iii) construction that complies with (i) behind a *curtain wall* or *panel wall* and has any gaps packed with a *non-combustible* material that will withstand thermal expansion and structural movement of the walling without the loss of seal against fire and smoke; or
- (iv) a slab or other horizontal construction that-
 - (A) projects outwards from the external face of the wall not less than 1100 mm; and
 - (B) extends along the wall not less than 450 mm beyond the openings concerned; and
 - (C) is *non-combustible* and has an FRL of not less than 60/60/60.
- (b) The requirements of (a) do not apply to-
 - (i) an *open-deck carpark*; or
 - (ii) an *open spectator stand*; or
 - (iii) a building which has a sprinkler system complying with Specification E1.5 installed throughout; or
 - (iv) openings within the same stairway; or
 - (v) openings in *external walls* where the floor separating the *storeys* does not require an FRL with respect to *integrity* and *insulation*.

C2.7 Separation by fire walls

C2.7 amended by
Amdt Nos 2 & 3

- (a) **Construction** - A *fire wall* must be constructed in accordance with the following:
 - (i) The *fire wall* has the relevant FRL prescribed by Specification C1.1 for each of the adjoining parts, and if these are different, the greater FRL, except where Tables 3.9, 4.2 and 5.2 of Specification C1.1 permit a lower FRL on the *carpark* side.
 - (ii) Any openings in a *fire wall* must comply with the *Deemed-to-Satisfy Provisions* of Part C3.
 - (iii) Building elements, other than roof battens with dimensions of 75 mm x 50 mm or less, must not pass through or cross the *fire wall* unless the *required fire resisting* performance of the *fire wall* is maintained.

Deemed-to-Satisfy Provisions

- (b) **Separation of buildings** - A part of a building separated from the remainder of the building by a *fire wall* may be treated as a separate building for the purposes of the *Deemed-to-Satisfy Provisions* of Sections C, D and E if it is constructed in accordance with (a) and the following:
- (i) The *fire wall* extends through all *storeys* and spaces in the nature of *storeys* that are common to that part and any adjoining part of the building.
 - (ii) The *fire wall* is carried through to the underside of the roof covering.
 - (iii) Where the roof of one of the adjoining parts is lower than the roof of the other part, the *fire wall* extends to the underside of-
 - (A) the covering of the higher roof, or not less than 6 m above the covering of the lower roof; or
 - (B) the lower roof if it has an FRL not less than that of the *fire wall* and no openings closer than 3 m to any wall above the lower roof; or
 - (C) the lower roof if its covering is *non-combustible* and the lower part has a sprinkler system complying with Specification E1.5.
- (c) **Separation of fire compartments** - A part of a building separated from the remainder of the building by a *fire wall* may be treated as a separate *fire compartment* if it is constructed in accordance with (a) and the *fire wall* extends to the underside of-
- (i) a floor having an FRL *required* for a *fire wall*; or
 - (ii) the roof covering.

C2.8 Separation of classifications in the same storey

If a building has parts of different classifications located alongside one another in the same *storey*-

- (a) each building element in that *storey* must have the higher FRL prescribed in Specification C1.1 for that element for the classifications concerned; or
- (b) the parts must be separated in that *storey* by a *fire wall* having-
 - (i) the higher FRL prescribed in Table 3 or 4; or
 - (ii) the FRL prescribed in Table 5,

C2.8(b) amended
by Amdt No. 5

Deemed-to-Satisfy Provisions

- of Specification C1.1 as applicable, for that element for the Type of construction and the classifications concerned; or
- (c) where one part is a carpark complying with Table 3.9, 4.2 or 5.2 of Specification C1.1, the parts may be separated by a fire wall complying with the appropriate Table.

C2.9 Separation of classifications in different storeys

If parts of different classification are situated one above the other in adjoining *storeys* they must be separated as follows:

- (a) Type A construction - The floor between the adjoining parts must have an FRL of not less than that prescribed in Specification C1.1 for the classification of the lower *storey*.
- (b) Type B or C construction - If one of the adjoining parts is of Class 2, 3 or 4, the floor separating the part from the *storey* below must-
- (i) be a floor/ceiling system incorporating a ceiling which has a *resistance to the incipient spread of fire* to the space above itself of not less than 60 minutes; or
 - (ii) have an FRL of at least 30/30/30; or
 - (iii) have a *fire-protective covering* on the underside of the floor, including beams incorporated in it, if the floor is *combustible* or of metal.

**C2.9(b) amended
by Amdt No. 5**

Amdt 11

*Deemed-to-Satisfy Provisions*C2.10 amended
by Amdt No. 11**C2.10 Separation of lift shafts**

- (a) Any lift connecting more than 2 *storeys*, or more than 3 *storeys* if the building is sprinklered, (other than lifts which are wholly within an *atrium*) must be separated from the remainder of the building by enclosure in a *shaft* in which-
- (i) in a building *required* to be of Type A construction – the walls have the relevant FRL prescribed by Specification C1.1; and
 - (ii) in a building *required* to be of Type B construction – the walls-
 - (A) if *loadbearing*, have the relevant FRL prescribed by Table 4 of Specification C1.1; or
 - (B) if *non-loadbearing*, be of *non-combustible* construction.
- (b) Any lift in a *patient care area* in a Class 9a *health-care building* or a *resident use area* in Class 9c *aged care building* must be separated from the remainder of the building by a *shaft* having an FRL of not less than-
- (i) in a building of Type A or B construction - 120/120/120; or
 - (ii) in a building of Type C construction - 60/60/60.
- (c) An emergency lift must be contained within a *fire-resisting shaft* having an FRL of not less than 120/120/120.
- (d) Openings for lift landing doors and services must be protected in accordance with the *Deemed-to-Satisfy Provisions* of Part C3.

C2.11 Stairways and lifts in one shaft

A stairway and lift must not be in the same *shaft* if either the stairway or the lift is *required* to be in a *fire-resisting shaft*.

C2.12 Separation of equipment

- (a) Equipment other than that described in (b) and (c) must be separated from the remainder of the building with construction complying with (d), if that equipment comprises-
- (i) lift motors and lift control panels, except that the separating construction between the lift *shaft* and the lift motor room need only be 120/ - / - ; or
 - (ii) emergency generators or central smoke control plant; or

Deemed-to-Satisfy Provisions

- (iii) boilers; or
- (iv) batteries.
- (b) Isolation of equipment need not comply with (a) if the equipment comprises-
 - (i) smoke control exhaust fans located in the air stream which are constructed for high temperature operation in accordance with Specification E2.2b; or
 - (ii) stair pressurising equipment installed in compliance with the relevant provisions of AS/NZS 1668.1; or
 - (iii) equipment otherwise adequately separated from the remainder of the building.
- (c) Separation of on-site fire pumps must comply with the requirements of E1.3.
- (d) Separating construction must-
 - (i) have an FRL as *required* by Specification C1.1, but not less than 120/120/120; and
 - (ii) have any doorway in that construction protected with a *self-closing* fire door having an FRL of not less than - /120/ 30.

C2.12(b)(ii)
amended by
Amdt No. 4

Amdt 11

C2.13 Electricity supply system

- (a) An electricity substation located within a building must-
 - (i) be separated from any other part of the building by construction having an FRL of not less than 120/120/120; and
 - (ii) have any doorway in that construction protected with a *self-closing* fire door having an FRL of not less than - /120/30.
- (b) A main switchboard located within the building which sustains emergency equipment operating in the emergency mode must-
 - (i) be separated from any other part of the building by construction having an FRL of not less than 120/120/120; and
 - (ii) have any doorway in that construction protected with a *self-closing* fire door having an FRL of not less than - /120/30.
- (c) Electrical conductors located within a building that supply-
 - (i) a substation located within the building which supplies a main switchboard covered by (b); or

Deemed-to-Satisfy Provisions

Qld C2.13(d) and
(e)

**C2.14 amended
by Amdt No. 11**

- (ii) a main switchboard covered by (b),
must-
- (iii) have a classification in accordance with AS/NZS 3013
of not less than-
 - (A) if located in a position that could be subject to
damage by motor vehicles- WS53W; or
 - (B) otherwise-WS52W; or
- (iv) be enclosed or otherwise protected by construction
having an FRL of not less than 120/120/120.

C2.14 Public corridors in Class 2 and 3 buildings

In a Class 2 or 3 building, a *public corridor*, if more than 40 m in length, must be divided at intervals of not more than 40 m with smoke-proof walls complying with Clause 2 of Specification C2.5.

PART C3 PROTECTION OF OPENINGS

Deemed-to-Satisfy Provisions

C3.0 Deemed-to-Satisfy Provisions

Performance Requirements CP1 to CP9 are satisfied by complying with-

**C3.0(a) amended
by Amdt No. 9**

- (a) C1.1 to C1.12, C2.1 to C2.14 and C3.1 to C3.17; and
- (b) in a building containing an *atrium*, Part G3; and
- (c) for theatres, *stages* and public halls, Part H1.

C3.1 Application of Part

- (a) The *Deemed-to-Satisfy Provisions* of this Part do not apply to-
 - (i) control joints, weep holes and the like in *external walls* of masonry construction and joints between panels in *external walls* of pre-cast concrete panel construction if, in all cases they are not larger than necessary for the purpose; and
 - (ii) *non-combustible* ventilators for sub-floor or cavity ventilation, if each does not exceed 45 000 mm² in face area and is spaced not less than 2 m from any other ventilator in the same wall; and
 - (iii) openings in the vertical plane formed between building elements at the construction edge or perimeter of a balcony or verandah, colonnade, terrace, or the like; and
 - (iv) in a *carpark*-
 - (A) service penetrations through; and
 - (B) openings formed by a vehicle ramp in, a floor other than a floor that separates a part not used as a *carpark*.
- (b) For the purposes of the *Deemed-to-Satisfy Provisions* of this Part-
 - (i) openings in building elements *required* to be *fire-resisting* include doorways, *windows* (including any associated fanlight), infill panels and fixed or openable glazed areas that do not have the *required* FRL; and

Amdt 11

Deemed-to-Satisfy Provisions

- (ii) openings, other than those covered under (a)(iii), between building elements such as columns, beams and the like, in the plane formed at the construction edge or perimeter of the building, are deemed to be openings in an *external wall*.

C3.2 Protection of openings in external walls

Openings in an *external wall* that is *required* to have an FRL must-

- (a) be not less from a *fire-source feature* to which it is exposed than-
 - (i) 1 m in a building with a *rise in storeys* of not more than 1; or
 - (ii) 1.5 m in a building with a *rise in storeys* of more than 1; and
- (b) if situated less from a *fire-source feature* to which it is exposed than-
 - (i) 3 m from a side or rear boundary of the allotment; or
 - (ii) 6 m from the far boundary of a road adjoining the allotment, if not located in a *storey* at or near ground level; or
 - (iii) 6 m from another building on the allotment that is not Class 10,

be protected in accordance with C3.4 and if wall-wetting sprinklers are used, they are located externally; and
- (c) if *required* to be protected under (b), not occupy more than 1/3 of the area of the *external wall* of the *storey* in which it is located unless they are in a Class 9b building used as an *open spectator stand*.

NSW C3.2(a)

C3.3 Separation of external walls and associated openings in different fire compartments

The part of an *external wall* of a different *fire compartment* separated by a *fire wall*, if within the distance set out in Table C3.3, must have-

- (a) an FRL not less than 60/60/60; and
- (b) any openings protected in accordance with C3.4.

C3.3 amended by
Amdt No. 9

Deemed-to-Satisfy Provisions

Table C3.3	
DISTANCE BETWEEN EXTERNAL WALLS AND ASSOCIATED OPENINGS IN DIFFERENT FIRE COMPARTMENTS	
Angle between walls	Min. Distance
0° (walls opposite)	6 m
more than 0° to 45°	5 m
more than 45° to 90°	4 m
more than 90° to 135°	3 m
more than 135° to less than 180°	2 m
180° or more	Nil

Amdt 11

C3.4 Acceptable methods of protection

C3.4(a)(i)
amended by
Amdt No. 7

C3.4 (a)(ii)
amended by
Amdt No.1

- (a) Where protection is *required*, doorways, *windows* and other openings must be protected as follows:
 - (i) Doorways - internal or external wall-wetting sprinklers as appropriate used with doors that are *self-closing* or *automatic* closing, or - /60/30 fire doors (*self-closing* or *automatic* closing).
 - (ii) *Windows* - internal or external wall-wetting sprinklers as appropriate used with *windows* that are *automatic* or permanently fixed in the closed position, - /60/- fire *windows* (*automatic* or permanently fixed in the closed position) or - /60/- *automatic* fire shutters.
 - (iii) Other openings - internal or external wall-wetting sprinklers as appropriate or construction having an FRL not less than - /60/-.
- (b) Fire doors, fire *windows* and fire shutters must comply with Specification C3.4.

C3.5 Doorways in fire walls

- (a) The aggregate width of openings for doorways in a *fire wall*, which are not part of a *horizontal exit*, must not exceed 1/2 of the length of the *fire wall*, and each doorway must be protected by-
 - (i) 2 fire doors or fire shutters, one on each side of the doorway, each of which has an FRL of not less than 1/2 that *required* by Specification C1.1 for the *fire wall* except that each door or shutter must have an *insulation* level of at least 30; or

Deemed-to-Satisfy Provisions

- (ii) a fire door on one side and a fire shutter on the other side of the doorway, each of which complies with (i); or
 - (iii) a single fire door or fire shutter which has an FRL of not less than that *required* by Specification C1.1 for the *fire wall* except that each door or shutter must have an *insulation* level of at least 30.
- (b) (i) A fire door or fire shutter *required* by (a)(i), (a)(ii) or (a)(iii) must be *self-closing*, or *automatic* closing in accordance with (ii) and (iii).
- (ii) The *automatic* closing operation must be initiated by the activation of a smoke detector, or a heat detector if smoke detectors are unsuitable in the atmosphere, installed in accordance with the relevant provisions of AS 1670.1 and located on each side of the *fire wall* not more than 1.5 m horizontal distance from the opening.
- (iii) Where any other *required* suitable fire alarm system, including a sprinkler system complying with Specification E1.5, is installed in the building, activation of the system in either *fire compartment* separated by the *fire wall* must also initiate the *automatic* closing operation.

C3.5(b)(ii)
amended by
Amdt No. 8

Amdt 11

C3.6 Sliding fire doors

- (a) If a doorway in a *fire wall* is fitted with a sliding fire door which is open when the building is in use-
- (i) it must be held open with an electromagnetic device, which when de-activated in accordance with (b), allows the door to be fully closed not less than 20 seconds, and not more than 30 seconds, after release; and
 - (ii) in the event of power failure to the door - the door must fail safe in the closed position in accordance with (i); and
 - (iii) an audible warning device must be located near the doorway and a red flashing warning light of adequate intensity on each side of the doorway must be activated in accordance with (b); and
 - (iv) signs must be installed on each side of the doorway located directly over the opening stating-

WARNING- SLIDING FIRE DOOR

in capital letters not less than 50 mm high in a colour contrasting with the background.

Deemed-to-Satisfy Provisions

C3.6(b)(i)
amended by
Amdt No. 8

- (b) (i) The electromagnetic device must be de-activated and the warning system activated by heat or smoke detectors, as appropriate, installed in accordance with AS/NZS 1905.1 and the relevant provisions of AS 1670.1.
- (ii) Where any other *required* suitable fire alarm system, including a sprinkler system complying with Specification E1.5, is installed in the building, activation in either *fire compartment* separated by the *fire wall* must also de-activate the electromagnetic device and activate the warning system.

C3.7 Protection of doorways in horizontal exits

C3.8(b)(ii)
amended by
Amdt No. 8

- (a) A doorway that is part of a *horizontal exit* must be protected by either-
- (i) a single fire door that has an FRL of not less than that *required* by Specification C1.1 for the *fire wall* except that the door must have an *insulation* level of at least 30; or
- (ii) in a Class 7 or 8 building - 2 fire doors, one on each side of the doorway, each with an FRL of not less than 1/2 that *required* by Specification C1.1 for the *fire wall* except that each door must have an *insulation* level of at least 30.
- (b) (i) Each door *required* by (a) must be *self-closing*, or *automatic-closing* in accordance with (ii) and (iii).
- (ii) The *automatic-closing* operation must be initiated by the activation of a smoke detector, or a heat detector if smoke detectors are unsuitable in the atmosphere, installed in accordance with the relevant provisions of AS 1670.1 and located on each side of the *fire wall* not more than 1.5 m horizontal distance from the opening.
- (iii) Where any other *required* suitable fire alarm system, including a sprinkler system complying with Specification E1.5, is installed in the building, activation of the system in either *fire compartment* separated by the *fire wall* must also initiate the *automatic-closing* operation.

Amdt 11

Deemed-to-Satisfy Provisions

C3.8 Openings in fire-isolated exits

- (a) (i) Doorways that open to *fire-isolated stairways, fire-isolated passageways or fire-isolated ramps*, and are not doorways opening to a road or *open space*, must be protected by *-/60/30* fire doors that are *self-closing*, or *automatic-closing* in accordance with (ii) and (iii).
- (ii) The *automatic-closing* operation must be initiated by the activation of a smoke detector, or a heat detector if smoke detectors are unsuitable in the atmosphere, installed in accordance with the relevant provisions of AS 1670.1 and located not more than 1.5 m horizontal distance from the approach side of the opening.
- (iii) Where any other *required* suitable fire alarm system, including a sprinkler system complying with Specification E1.5, is installed in the building, activation of the system must also initiate the *automatic-closing* operation.
- (b) A *window* in an *external wall* of a *fire-isolated stairway, fire-isolated passageway or fire-isolated ramp* must be protected in accordance with C3.4 if it is within 6 m of, and exposed to, a *window* or other opening in a wall of the same building, other than in the same fire-isolated enclosure

C3.8(a)(ii) amended by Amdt No. 8

C3.8(b) amended by Amdt No. 4

C3.9 Service penetrations in fire-isolated exits

Fire-isolated *exits* must not be penetrated by any services other than-

- (a) electrical wiring permitted by D2.7(e) to be installed within the *exit*; or
- (b) ducting associated with a pressurisation system if it-
 - (i) is constructed of material having an FRL of not less than *- /120/60* where it passes through any other part of the building; and
 - (ii) does not open into any other part of the building; or
- (c) water supply pipes for fire services.

C3.9 amended by Amdt No. 7

Amdt 11

Deemed-to-Satisfy Provisions

C3.10 Openings in fire-isolated lift shaftsC3.10(a)
amended by
Amdt No.3

- (a) **Doorways** - If a lift *shaft* is *required* to be fire-isolated, an entrance doorway to that *shaft* must be protected by - /60/ - fire doors that-
- (i) comply with AS 1735.11; and
 - (ii) are set to remain closed except when discharging or receiving passengers, goods or vehicles.
- (b) **Lift indicator panels** - A lift call panel, indicator panel or other panel in the wall of a fire-isolated lift *shaft* must be backed by construction having an FRL of not less than - /60/60 if it exceeds 35 000 mm² in area.

C3.11 Bounding construction: Class 2, 3 and 4 buildingsC3.11(a)(i)
amended by
Amdt No. 3

- (a) A doorway in a Class 2 or 3 building must be protected if it provides access from a *sole-occupancy unit* to-
- (i) a *public corridor*, public lobby, or the like; or
 - (ii) a room not within a *sole-occupancy unit*; or
 - (iii) the landing of an internal non *fire-isolated stairway* that serves as a *required exit*; or
 - (iv) another *sole-occupancy unit*.

C3.11(b)(i)
amended by
Amdt No. 3

- (b) A doorway in a Class 2 or 3 building must be protected if it provides access from a room not within a *sole-occupancy unit* to-
- (i) a *public corridor*, public lobby, or the like; or
 - (ii) the landing of an internal non *fire-isolated stairway* that serves as a *required exit*.

NSW C3.11(d)

C3.11(d)
amended by
Amdt Nos 1 & 3

- (c) A doorway in a Class 4 part must be protected if it provides access to any other internal part of the building.
- (d) Protection for a doorway must be at least-
- (i) in a building of Type A construction - a *self-closing* - /60/30 fire door; and
 - (ii) in a building of Type B or C construction - a *self-closing*, tight fitting, solid core door, not less than 35 mm thick,

Deemed-to-Satisfy Provisions

except-

- (iii) in a Class 3 building used as a *residential aged care building* protected with a sprinkler system complying with Specification E1.5-
 - (A) a tight fitting, solid core door not less than 35 mm thick if the building is divided into *floor areas* not exceeding 500 m² with smoke proof walls complying with C2.5(d); or
 - (B) a tight fitting, solid core door not less than 35 mm thick fitted with a *self-closing* device, a delayed closing device or an *automatic* closing device.
- (e) Other openings in *internal walls* which are *required* to have an FRL with respect to *integrity* and *insulation* must not reduce the *fire-resisting* performance of the wall.
- (f) (i) A door *required* by (d) may be *automatic-closing* in accordance with (ii) and (iii).
 - (ii) The *automatic-closing* operation must be initiated by the activation of a smoke detector, or a heat detector if smoke detectors are unsuitable in the atmosphere, installed in accordance with the relevant provisions of AS 1670.1 and located not more than 1.5 m horizontal distance from the approach side of the opening.
 - (iii) Where any other *required* suitable fire alarm system, including a sprinkler system complying with Specification E1.5, is installed in the building, activation of the system must also initiate the *automatic-closing* operation.
- (g) In a Class 2 or 3 building where a path of travel to an *exit* does not provide a person seeking egress with a choice of travel in different directions to alternative *exits* and is along an open balcony, landing or the like and passes an *external wall* of-
 - (i) another *sole-occupancy unit*; or
 - (ii) a room not within a *sole-occupancy unit*,
 then that *external wall* must-
 - (iii) be constructed of concrete or masonry, or be lined internally with a *fire-protective covering*; and
 - (iv) have any doorway fitted with a *self-closing*, tight-fitting solid core door not less than 35 mm thick; and

C3.11(f)(ii)
amended by
Amdt No. 8

Amdt 11

Deemed-to-Satisfy Provisions

C3.11 (g)(v)
amended by
Amdt No. 3

NSW C3.11(h)

- (v) have any *windows* or other openings-
 - (A) protected internally in accordance with C3.4; or
 - (B) located at least 1.5 m above the floor of the balcony, landing or the like.

C3.12 Openings in floors and ceilings for services

C3.12 amended
by Amdt No. 5

- (a) Where a service passes through-
 - (i) a floor that is *required* to have an FRL with respect to *integrity* and *insulation*; or
 - (ii) a ceiling *required* to have a *resistance to the incipient spread of fire*,
 the service must be installed in accordance with (b).
- (b) A service must be protected-
 - (i) in a building of Type A construction, by a *shaft* complying with Specification C1.1; or
 - (ii) in a building of Type B or C construction, by a *shaft* that will not reduce the fire performance of the building elements it penetrates; or
 - (iii) in accordance with C3.15.
- (c) Where a service passes through a floor which is *required* to be protected by a *fire-protective covering*, the penetration must not reduce the fire performance of the covering.

C3.13 Openings in shafts

In a building of Type A construction, an opening in a wall providing access to a ventilating, pipe, garbage or other service *shaft* must be protected by-

- (a) if it is in a *sanitary compartment* - a door or panel which, together with its frame, is *non-combustible* or has an FRL of not less than - /30/30; or
- (b) a *self-closing* - /60/30 fire door or hopper; or
- (c) an access panel having an FRL of not less than - /60/30; or
- (d) if the *shaft* is a garbage *shaft* - a door or hopper of *non-combustible* construction.

Deemed-to-Satisfy Provisions

C3.14 * * * * *

This clause has deliberately been left blank.

C3.15 Openings for service installations

Where an electrical, electronic, plumbing, mechanical ventilation, air-conditioning or other service penetrates a building element (other than an *external wall* or roof) that is *required* to have an FRL or a *resistance to the incipient spread of fire*, that installation must comply with one of the following:

- (a) The method and materials used are identical with a prototype assembly of the service and building element which has been tested in accordance with AS 4072.1 and AS 1530.4 and has achieved the *required* FRL or *resistance to the incipient spread of fire*.
- (b) It complies with (a) except for the *insulation* criteria relating to the service if-
 - (i) the service is protected so that *combustible* material cannot be located within 100 mm of it; and
 - (ii) it is not located in a *required exit*.
- (c) In the case of ventilating or air-conditioning ducts or equipment, the installation is in accordance with AS/NZS 1668.1.
- (d) The service is a pipe system comprised entirely of metal (excluding pipe seals or the like) and is installed in accordance with Specification C3.15 and it-
 - (i) penetrates a wall, floor or ceiling, but not a ceiling *required* to have a *resistance to the incipient spread of fire*; and
 - (ii) connects not more than 2 *fire compartments* in addition to any *fire-resisting service shafts*; and
 - (iii) does not contain a flammable or *combustible* liquid or gas.

C3.15(c)
amended by
Amdt No. 4

C3.15(d)
amended by
Amdt No. 5

Amdt 11

Deemed-to-Satisfy Provisions

- (e) The service is sanitary plumbing installed in accordance with Specification C3.15 and it-
 - (i) is of metal or UPVC pipe; and
 - (ii) penetrates the floors of a Class 5, 6, 7, 8 or 9b building; and
 - (iii) is in a *sanitary compartment* separated from other parts of the building by walls with the FRL *required* by Specification C1.1 for a stair *shaft* in the building and a *self-closing - /60/30* fire door.
- (f) The service is a wire or cable, or a cluster of wires or cables installed in accordance with Specification C3.15 and it-
 - (i) penetrates a wall, floor or ceiling, but not a ceiling *required* to have a *resistance to the incipient spread of fire*; and
 - (ii) connects not more than 2 *fire compartments* in addition to any *fire-resisting service shafts*.
- (g) The service is an electrical switch, outlet, or the like, and it is installed in accordance with Specification C3.15.

C3.16 Construction joints

Construction joints, spaces and the like in and between building elements *required* to be *fire-resisting* with respect to *integrity* and *insulation* must be protected in a manner identical with a prototype tested in accordance with AS 1530.4 to achieve the *required* FRL.

C3.17 Columns protected with lightweight construction to achieve an FRL

A column protected by *lightweight construction* to achieve an FRL which passes through a building element that is *required* to have an FRL or a *resistance to the incipient spread of fire*, must be installed using a method and materials identical with a prototype assembly of the construction which has achieved the *required* FRL or *resistance to the incipient spread of fire*.

SPECIFICATION C1.1 FIRE-RESISTING CONSTRUCTION

1. SCOPE

This Specification contains requirements for the *fire-resisting construction* of building elements.

2. GENERAL REQUIREMENTS

2.1 Exposure to fire-source features

- (a) A part of a building element is exposed to a *fire-source feature* if any of the horizontal straight lines between that part and the *fire-source feature*, or vertical projection of the feature, is not obstructed by another part of the building that-
- (i) has an FRL of not less than 30/-/-; and
 - (ii) is neither transparent nor translucent.
- (b) A part of a building element is not exposed to a *fire-source feature* if the *fire-source feature* is-
- (i) an *external wall* of another building that stands on the allotment and the part concerned is more than 15 m above the highest part of that *external wall*; or
 - (ii) a side or rear boundary of the allotment and the part concerned is below the level of the finished ground at every relevant part of the boundary concerned.
- (c) If various distances apply for different parts of a building element-
- (i) the entire element must have the FRL applicable to that part having the least distance between itself and the relevant *fire-source feature*; or
 - (ii) each part of the element must have the FRL applicable according to its individual distance from the relevant *fire-source feature*,

but this provision does not override or permit any exemption from Clause 2.2.

2.2 Fire protection for a support of another part

- (a) Where a part of a building *required* to have an FRL depends upon direct vertical or lateral support from another part to maintain its FRL, that supporting part, subject to (b), must-

Deemed-to-Satisfy Provisions

- (i) have an FRL not less than that *required* by other provisions of this Specification; and
 - (ii) if located within the same *fire compartment* as the part it supports have an FRL in respect of *structural adequacy* the greater of that *required* -
 - (A) for the supporting part itself; and
 - (B) for the part it supports; and
 - (iii) be *non-combustible*-
 - (A) if *required* by other provisions of this Specification; or
 - (B) if the part it supports is *required* to be *non-combustible*.
- (b) The following building elements need not comply with (a)(ii) and (a)(iii)(B):
- (i) An element providing lateral support to an *external wall* complying with Clause 5.1(b) or C1.11.
 - (ii) An element providing support within a *carpark* and complying with Clause 3.9, 4.2 or 5.2.
 - (iii) A roof providing lateral support in a building-
 - (A) of Type A construction if it complies with Clause 3.5(a), (b) or (d); and
 - (B) of Type B and C construction.
 - (iv) A column providing lateral support to a wall where the column complies with Clause 2.5(a) and (b).
 - (v) An element providing lateral support to a *fire wall* or *fire-resisting wall*, provided the wall is supported on both sides and failure of the element on one side does not affect the fire performance of the wall.

Clause 2.2(b)(ii)
amended by
Amdt No. 1

Amdt 11

2.3 Lintels

A lintel must have the FRL *required* for the part of the building in which it is situated, unless it does not contribute to the support of a fire door, fire *window* or fire shutter, and-

- (a) it spans an opening in-
 - (i) a wall of a building containing only one *storey*; or
 - (ii) a *non-loadbearing* wall of a Class 2 or 3 building; or
- (b) it spans an opening in masonry which is not more than 150 mm thick and-

Deemed-to-Satisfy Provisions

- (i) not more than 3 m wide if the masonry is non-loadbearing; or
- (ii) not more than 1.8 m wide if the masonry is loadbearing and part of a solid wall or one of the leaves of a cavity wall.

2.4 Attachments not to impair fire-resistance

- (a) A *combustible* material may be used as a finish or lining to a wall or roof, or in a sign, sunscreen or blind, awning, or other attachment to a building element which has the *required* FRL if-
 - (i) the material is exempted under Clause 7 of Specification C1.10 or complies with the Early Fire Hazard Indices prescribed in Clause 2 of Specification C1.10; and
 - (ii) it is not located near or directly above a *required exit* so as to make the *exit* unusable in a fire; and
 - (iii) it does not otherwise constitute an undue risk of fire spread via the facade of the building.
- (b) The attachment of a facing or finish, or the installation of ducting or any other service, to a part of a building *required* to have an FRL must not impair the *required* FRL of that part.

2.5 General concessions

- (a) **Steel columns** - A steel column, other than one in a *fire wall* or *common wall*, need not have an FRL in a building that contains-
 - (i) only 1 *storey*; or
 - (ii) 2 *storeys* in some of its parts and 1 *storey* only in its remaining parts if the sum of the *floor areas* of the upper *storeys* of its 2 *storey* parts does not exceed the lesser of-
 - (A) 1/8 of the sum of the *floor areas* of the 1 *storey* parts; or
 - (B) in the case of a building to which one of the maximum *floor areas* specified in Table C2.2 is applicable - 1/10 of that area; or
 - (C) in the case of a building to which two or more of the maximum *floor areas* specified in Table C2.2 is applicable - 1/10 of the lesser or those areas.

Deemed-to-Satisfy Provisions

- (b) Timber columns - A timber column may be used in a single storey building if-
 - (i) in a *fire wall* or *common wall* the column has an FRL not less than that listed in the appropriate Table 3, 4 or 5; and
 - (ii) in any other case where the column is *required* to have an FRL in accordance with Table 3, 4 or 5, it has an FRL of not less than 30/-/-.
- (c) **Structures on roofs** - A *non-combustible* structure situated on a roof need not comply with the other provisions of this Specification if it only contains-
 - (i) lift motor equipment; or
 - (ii) one or more of the following:
 - (A) Hot water or other water tanks.
 - (B) Ventilating ductwork, ventilating fans and their motors.
 - (C) Air-conditioning chillers.
 - (D) *Window* cleaning equipment.
 - (E) Other service units that are *non-combustible* and do not contain *combustible* liquids or gases.
- (d) **Curtain walls and panel walls** - A requirement for an *external wall* to have an FRL does not apply to a *curtain wall* or *panel wall* which is of *non-combustible* construction and fully protected by *automatic* external wall-wetting sprinklers.
- (e) * * * * *

This clause has deliberately been left blank.

- (f) **Balconies and verandahs** - A balcony, verandah or the like and any incorporated supporting part, which is attached to or forms part of a building, need not comply with Tables 3, 4 and 5 if-
 - (i) it does not form part of the only path of travel to a *required exit* from the building; and
 - (ii) in Type A construction-
 - (A) it is situated not more than 2 *storeys* above the lowest *storey* providing direct egress to a road or *open space*; and
 - (B) any supporting columns are of *non-combustible* construction.

Clause 2.5(c) amended by Amdt No. 5

Clause 2.5(e) deleted by Amdt No. 3

Amdt 11

Deemed-to-Satisfy Provisions

2.6 Mezzanine floors: Concession

- (a) This Clause does not apply to a Class 9b building that is a spectator stand or audience viewing area accommodating more than 100 persons as calculated according to D1.13.
- (b) A *mezzanine* and its supports need not have an FRL or be *non-combustible* provided-
 - (i) the total *floor area* of all the *mezzanines* in the same room does not exceed 1/3 of the *floor area* of the room or 200 m², whichever is the lesser; and
 - (ii) the FRL of each wall and column that supports any other part of the building within 6 m of the *mezzanine* is increased by the amount listed in Table 2.6.

Table 2.6 INCREASED FRLs - CONSTRUCTION SURROUNDING MEZZANINES	
Level otherwise required for any FRL criterion (mins)	Increase in level to (not less than):
30	60
60	90
90	120
120	180
180	240
The increase in level applies to each FRL criterion (<i>structural adequacy, integrity or insulation</i>) relevant to the building element concerned.	

2.7 Enclosure of shafts

Shafts required to have an FRL must be enclosed at the top and bottom by construction having an FRL not less than that *required* for the walls of a *non-loadbearing shaft* in the same building, except that these provisions need not apply to-

- (a) the top of a *shaft* extending beyond the roof covering, other than one enclosing a *fire-isolated stairway or ramp*; or
- (b) the bottom of a *shaft* if it is *non-combustible* and laid directly on the ground.

2.8 Carparks in Class 2 and 3 buildings

- (a) If a Class 2 building contains not more than 4 *storeys* of which-

Amdt 11

Deemed-to-Satisfy Provisions

- (i) one *storey* is Class 7 used solely for the purpose of parking motor vehicles or for some other purpose that is ancillary to a Class 2; and
 - (ii) the remaining *storeys* are of Class 2, the *carpark storey* is regarded as Class 2 only for the purpose of determining the relevant *fire-resisting* requirements of this Specification.
- (b) If a Class 3 building or a building of Class 2 and 3 contains not more than 3 *storeys* of which-
- (i) one *storey* is Class 7 used solely for the purpose of parking motor vehicles or for some other purpose that is ancillary to the other *storeys*; and
 - (ii) the remaining *storeys* are of Class 2 or 3, the *carpark storey* is regarded as Class 2 or 3 only for the purpose of determining the relevant *fire-resisting* requirements of this Specification.

2.9 Residential aged care building: Concession

In a Class 3 building protected with a sprinkler system complying with Specification E1.5 and used as a *residential aged care building*, any FRL criterion prescribed in Tables 3, 4 or 5-

- (a) for any floor and any *loadbearing wall*, may be reduced to 60, except any FRL criterion of 90 for an *external wall* must be maintained when tested from the outside; and
- (b) for any non-*loadbearing internal wall*, need not apply if-
 - (i) it is lined on each side with standard grade plasterboard not less than 13 mm thick or similar *non-combustible* material; and
 - (ii) it extends-
 - (A) to the underside of the floor next above; or
 - (B) to the underside of a ceiling lined with standard grade plasterboard not less than 13 mm thick or a material with at least an equivalent level of fire protection; or
 - (C) to the underside of a *non-combustible* roof covering; and
 - (iii) any insulation installed in the cavity of the wall is *non-combustible*; and
 - (iv) any construction joint, space or the like between the top of the wall and the floor, ceiling or roof is smoke sealed with intumescent putty or other suitable material.

Clause 2.8(b)
amended by
Amdt No. 5

Clause 2.9(b)
amended by
Amdt No. 5

Amdt 11

*Deemed-to-Satisfy Provisions***3. TYPE A FIRE-RESISTING CONSTRUCTION****3.1 Fire-resistance of building elements**

In a building *required* to be of Type A construction-

- (a) each building element listed in Table 3 and any beam or column incorporated in it, must have an FRL not less than that listed in the Table for the particular Class of building concerned; and
- (b) *external walls, common walls* and the flooring and floor framing of lift pits must be *non-combustible*; and
- (c) any *internal wall required* to have an FRL with respect to *integrity and insulation* must extend to-
 - (i) the underside of the floor next above; or
 - (ii) the underside of a roof complying with Table 3; or
 - (iii) if under Clause 3.5 the roof is not *required* to comply with Table 3, the underside of the *non-combustible* roof covering and, except for roof battens with dimensions of 75 mm x 50 mm or less, must not be crossed by timber or other *combustible* building elements; or
 - (iv) a ceiling that is immediately below the roof and has a *resistance to the incipient spread of fire* to the roof space between the ceiling and the roof of not less than 60 minutes; and
- (d) a *loadbearing internal wall* and a *loadbearing fire wall* (including those that are part of a *loadbearing shaft*) must be of concrete or masonry; and
- (e) a *non-loadbearing-*
 - (i) *internal wall required* to be *fire-resisting*; and
 - (ii) lift, ventilating, pipe, garbage, or similar *shaft* that is not for the discharge of hot products of combustion, must be of *non-combustible* construction; and
- (f) the FRLs specified in Table 3 for an external column apply also to those parts of an internal column that face and are within 1.5 m of a *window* and are exposed through that *window* to a *fire-source feature*.

Clause 3.1(c)
amended by
Amdt No. 9

Amdt 11

Deemed-to-Satisfy Provisions

Table 3 amended
by Amdt No. 11

Table 3				
TYPE A CONSTRUCTION: FRL OF BUILDING ELEMENTS				
Building element	Class of building - FRL: (in minutes)			
	<i>Structural adequacy/Integrity/Insulation</i>			
	2, 3 or 4 part	5, 7a or 9	6	7b or 8
EXTERNAL WALL (including any column and other building element incorporated therein) or other external building element, where the distance from any <i>fire-source feature</i> to which it is exposed is -				
For <i>loadbearing</i> parts-				
less than 1.5m	90/ 90/ 90	120/120/120	180/180/180	240/240/240
1.5 to less than 3 m	90/ 60/ 60	120/ 90/ 90	180/180/120	240/240/180
3 or more	90/ 60/ 30	120/ 60/ 30	180/120/ 90	240/180/ 90
For <i>non-loadbearing</i> parts-				
less than 1.5 m	- / 90/ 90	- /120/120	- /180/180	- /240/240
1.5 to less than 3 m	- / 60/ 60	- / 90/ 90	- /180/120	- /240/180
3 m or more	- / - / -	- / - / -	- / - / -	- / - / -
EXTERNAL COLUMN not incorporated in an <i>external wall</i> , where the distance from any <i>fire-source feature</i> to which it is exposed is -				
less than 3 m	90/ - / -	120/ - / -	180/ - / -	240/ - / -
3 m or more	- / - / -	- / - / -	- / - / -	- / - / -
COMMON WALLS and FIRE WALLS-				
	90/ 90/ 90	120/120/120	180/180/180	240/240/240
INTERNAL WALLS-				
<i>Fire-resisting lift and stair shafts-</i>				
<i>Loadbearing</i>	90/ 90/ 90	120/120/120	180/120/120	240/120/120
<i>Non-loadbearing</i>	- / 90/ 90	- /120/120	- /120/120	- /120/120
Bounding <i>public corridors</i> , public lobbies and the like-				
<i>Loadbearing</i>	90/ 90/ 90	120/ - / -	180/ - / -	240/ - / -
<i>Non-loadbearing</i>	- / 60/ 60	- / - / -	- / - / -	- / - / -
Between or bounding <i>sole-occupancy units-</i>				
<i>Loadbearing</i>	90/ 90/ 90	120/ - / -	180/ - / -	240/ - / -
<i>Non-loadbearing</i>	- / 60/ 60	- / - / -	- / - / -	- / - / -
Ventilating, pipe, garbage, and like <i>shafts</i> not used for the discharge of hot products of combustion-				
<i>Loadbearing</i>	90/ 90/ 90	120/ 90/ 90	180/120/120	240/120/120
<i>Non-loadbearing</i>	- / 90/ 90	- / 90/ 90	- /120/120	- /120/120
OTHER LOADBEARING INTERNAL WALLS, INTERNAL BEAMS, TRUSSES and COLUMNS-				
	90/ - / -	120/ - / -	180/ - / -	240/ - / -
FLOORS	90/ 90/ 90	120/120/120	180/180/180	240/240/240
ROOFS	90/ 60/ 30	120/ 60/ 30	180/ 60/ 30	240/ 90/ 60

Amdt 11

*Deemed-to-Satisfy Provisions***3.2 Concessions for floors**

A floor need not comply with Table 3 if-

- (a) it is laid directly on the ground; or
- (b) in a Class 2, 3, 5 or 9 building, the space below is not a *storey*, does not accommodate motor vehicles, is not a storage or work area, and is not used for any other ancillary purpose; or
- (c) it is a timber *stage* floor in a Class 9b building laid over a floor having the *required* FRL and the space below the *stage* is not used as a dressing room, store room, or the like; or
- (d) it is within a *sole-occupancy unit* in a Class 2 or 3 building or Class 4 part; or
- (e) it is an open-access floor (for the accommodation of electrical and electronic services and the like) above a floor with the *required* FRL.

3.3 Floor loading of Class 5 and 9b buildings: Concession

If a floor in a Class 5 or 9b building is designed for a live load not exceeding 3 kPa-

- (a) the floor next above (including floor beams) may have an FRL of 90/90/90; or
- (b) the roof, if that is next above (including roof beams) may have an FRL of 90/60/30.

3.4 Roof superimposed on concrete slab: Concession

A roof superimposed on a concrete slab roof need not comply with Clause 3.1 as to *fire-resisting construction* if-

- (a) the superimposed roof and any construction between it and the concrete slab roof are *non-combustible* throughout; and
- (b) the concrete slab roof complies with Table 3.

3.5 Roof: Concession

A roof need not comply with Table 3 if its covering is *non-combustible* and the building-

- (a) has a sprinkler system complying with Specification E1.5 installed throughout; or
- (b) has a *rise in storeys* of 3 or less; or
- (c) is of Class 2 or 3; or

Deemed-to-Satisfy Provisions

- (d) has an *effective height* of not more than 25 m and the ceiling immediately below the roof has a *resistance to the incipient spread of fire* to the roof space of not less than 60 minutes.

3.6 Rooflights

If a roof is *required* to have an FRL or its covering is *required* to be *non-combustible*, rooflights or the like installed in that roof must-

- (a) have an aggregate area of not more than 20% of the roof surface; and
- (b) be not less than 3 m from-
- (i) any boundary of the allotment other than the boundary with a road or public place; and
 - (ii) any part of the building which projects above the roof unless that part has the FRL *required* of a *fire wall* and any openings in that part of the wall for 6 m vertically above the rooflight or the like are protected in accordance with C3.4; and
 - (iii) any rooflight or the like in an adjoining *sole-occupancy unit* if the walls bounding the unit are *required* to have an FRL; and
 - (iv) any rooflight or the like in an adjoining fire-separated section of the building; and
- (c) if a ceiling with a *resistance to the incipient spread of fire* is *required*, be installed in a way that will maintain the level of protection provided by the ceiling to the roof space.

3.7 Internal columns and walls: Concession

For a building with an *effective height* of not more than 25 m and having a roof without an FRL in accordance with Clause 3.5, in the *storey* immediately below that roof, internal columns other than those referred to in Clause 3.1(f) and *internal walls* other than *fire walls* and *shaft walls* may have-

- (a) in a Class 2 or 3 building: FRL 60/60/60; or
- (b) in a Class 5, 6, 7, 8 or 9 building-
- (i) with *rise in storeys* exceeding 3: FRL 60/60/60
 - (ii) with *rise in storeys* not exceeding 3: no FRL.

Clause 3.7
amended by
Amdt No.7

*Deemed-to-Satisfy Provisions***3.8 Open spectator stands and indoor sports stadiums: Concession**

In an *open spectator stand* or indoor sports stadium, the following building elements need not have the FRL specified in Table 3:

- (a) The roof if it is *non-combustible*.
- (b) Columns and *loadbearing* walls supporting only the roof if they are *non-combustible*.
- (c) Any *non-loadbearing* part of an *external wall* less than 3 m-
 - (i) from any *fire-source feature* to which it is exposed if it has an FRL of not less than - /60/60 and is *non-combustible*; or
 - (ii) from an *external wall* of another *open spectator stand* if it is *non-combustible*.

3.9 Carparks

- (a) Notwithstanding Clause 3.1, a *carpark* may comply with Table 3.9 if it is an *open-deck carpark* or is protected with a sprinkler system complying with Specification E1.5 and is-
 - (i) a separate building; or
 - (ii) a part of a building-
 - (A) which only occupies part of a storey, and is separated from the remaining part by a *fire wall*; or
 - (B) which is located above or below another classification, and the floor separating the classifications complies with C2.9; or
 - (C) which is located above another Class 7 part of the building not used for carparking, and the floor separating the parts complies with Table 3 for a Class 7 part other than a *carpark*; or
 - (D) which is located below another Class 7 part of the building not used for carparking, and the floor separating the parts complies with Table 3.9.
- (b) For the purposes of this clause, a *carpark*-
 - (i) includes-
 - (A) an administration area associated with the functioning of the *carpark*; and

Clause 3.9(a)(ii)
amended by
Amdt No. 1

Amdt 11

Deemed-to-Satisfy Provisions

- (B) where the *carpark* is sprinklered, is associated with a Class 2 or 3 building and provides carparking for separate *sole-occupancy units*, each carparking area with an area not greater than 10% of its *floor area* for purposes ancillary to the *sole-occupancy units*; but
- (ii) excludes-
 - (A) except for (b)(i), any area of another classification, or other part of a Class 7 building not used for carparking; and
 - (B) a building or part of a building specifically intended for the parking of trucks, buses, vans and the like.

Deemed-to-Satisfy Provisions

Table 3.9
amended by
Amdt No. 9

Table 3.9	
REQUIREMENTS FOR CARPARKS	
Building element	FRL (not less than) Structural adequacy/ Integrity/Insulation ESA/M (not greater than)
Wall	
(a) <i>external wall</i>	
(i) less than 3 m from a <i>fire-source feature</i> to which it is exposed:	
<i>Loadbearing</i>	60/60/60
<i>Non-loadbearing</i>	-/60/60
(ii) 3 m or more from a <i>fire-source feature</i> to which it is exposed	- / - / -
(b) <i>internal wall</i>	
(i) <i>loadbearing</i> , other than one supporting only the roof (not used for carparking)	60/ - / -
(ii) supporting only the roof (not used for carparking)	- / - / -
(iii) <i>non-loadbearing</i>	- / - / -
(c) <i>fire wall</i>	
(i) from the direction used as a <i>carpark</i>	60/60/60
(ii) from the direction not used as a <i>carpark</i>	as required by Table 3
Column	
(a) supporting only the roof (not used for carparking) and 3 m or more from a <i>fire-source feature</i> to which it is exposed	- / - / -
(b) steel column, other than one covered by (a) and one that does not support a part of a building that is not used as a <i>carpark</i>	60/ - / - or 26 m ² /tonne
(c) any other column not covered by (a) or (b)	60/ - / -
Beam	
(a) steel floor beam in continuous contact with a concrete floor slab	60/ - / - or 30 m ² /tonne
(b) any other beam	60/ - / -
Fire-resisting lift and stair shaft (within the <i>carpark</i> only)	60/60/60
Floor slab and vehicle ramp	60/60/60
Roof (not used for carparking)	- / - / -
Notes: 1. ESA/M means the ratio of exposed surface area to mass per unit length. 2. Refer to Specification E1.5 for special requirements for a sprinkler system in a <i>carpark</i> complying with Table 3.9 and located within a multi-classified building.	

Amdt 11

Deemed-to-Satisfy Provisions

3.10 Class 2 buildings: Concession

- (a) A Class 2 building having a *rise in storeys* of not more than 3 need not comply with Clauses 3.1(b), (d) and (e) of Specification C1.1 and the requirement of C2.6 for *non-combustible* material, if it is constructed using-
- (i) timber framing throughout; or
 - (ii) *non-combustible* material throughout; or
 - (iii) a combination of (i) and (ii),
provided-
 - (iv) any *fire wall* or *internal wall* required to be *fire-resisting* that extends to the underside of the *non-combustible* roof covering is, except for roof battens with dimensions of 75 mm x 50 mm or less, not crossed by timber or other *combustible* building elements; and
 - (v) any insulation installed in the cavity of a wall required to have an FRL is *non-combustible*; and
 - (vi) the building is fitted with an *automatic* smoke alarm system complying with Specification E2.2a.
- (b) A Class 2 building having a *rise in storeys* of not more than 4 may have the top three *storeys* constructed in accordance with (a) provided-
- (i) the lowest *storey* is used solely for the purpose of parking motor vehicles or for some other ancillary purpose; and
 - (ii) the lowest *storey* is constructed of concrete or masonry including the floor between it and the Class 2 part of the building above; and
 - (iii) the lowest *storey* and the *storey* above are separated by construction having an FRL of not less than 90/90/90 with no openings or penetrations that would reduce the *fire-resisting* performance of that construction except that a doorway in that construction may be protected by a -/60/30 *self-closing* fire door.
- (c) In a Class 2 building complying with (a) or (b) and fitted with a sprinkler system complying with Specification E1.5, any FRL criterion prescribed in Table 3-
- (i) for any floor and any *loadbearing* wall, may be reduced to 60, except any FRL criterion of 90 for an *external wall* must be maintained when tested from the outside; and

Clause 3.10
amended by
Amdt No. 5

Amdt 11

Deemed-to-Satisfy Provisions

- (ii) for any non-loadbearing *internal wall*, need not apply if-
 - (A) it is lined on each side with 13 mm standard grade plasterboard or similar *non-combustible* material; and
 - (B) it extends-
 - (aa) to the underside of the floor next above; or
 - (bb) to the underside of a ceiling with a *resistance to the incipient spread of fire* of 60 minutes; or
 - (cc) to the underside of a *non-combustible* roof covering; and
 - (C) any insulation installed in the cavity of the wall is *non-combustible*; and
 - (D) any construction joint, space or the like between the top of the wall and the floor, ceiling or roof is smoke sealed with intumescent putty or other suitable material; and
 - (E) any doorway in the wall is protected by a *self-closing*, tight fitting, solid core door not less than 35 mm thick.

4. TYPE B FIRE-RESISTING CONSTRUCTION**4.1 Fire-resistance of building elements**

In a building *required* to be of Type B construction-

- (a) each building element listed in Table 4, and any beam or column incorporated in it, must have an FRL not less than that listed in the Table for the particular Class of building concerned; and
- (b) the *external walls*, *common walls*, and the flooring and floor framing in any lift pit, must be *non-combustible*; and
- (c) if a stair *shaft* supports any floor or a structural part of it-
 - (i) the floor or part must have an FRL of 60/-/- or more; or
 - (ii) the junction of the stair *shaft* must be constructed so that the floor or part will be free to sag or fall in a fire without causing structural damage to the *shaft*; and
- (d) any *internal wall* which is *required* to have an FRL with respect to *integrity* and *insulation*, except a wall that bounds a *sole-occupancy unit* in the topmost (or only) *storey* and there is only one unit in that *storey*, must extend to-

Clause 4.1
amended by
Amdt No. 11

Amdt 11

Deemed-to-Satisfy Provisions

- (i) the underside of the floor next above if that floor has an FRL of at least 30/30/30; or
 - (ii) the underside of a ceiling having a *resistance to the incipient spread of fire* to the space above itself of not less than 60 minutes; or
 - (iii) the underside of the roof covering if it is *non-combustible* and, except for roof battens with dimensions of 75 mm x 50 mm or less, must not be crossed by timber or other *combustible* building elements; or
 - (iv) 450 mm above the roof covering if it is *combustible*, and;
- (e) a *loadbearing internal wall* and a *loadbearing fire wall* (including those that are part of a *loadbearing shaft*) must be of concrete or masonry; and
- (f) a *non-loadbearing internal wall* required to be *fire-resisting* must be of *non-combustible* construction; and
- (g) in a Class 5, 6, 7, 8 or 9 building, in the *storey* immediately below the roof, internal columns and *internal walls* other than *fire walls* and *shaft walls*, need not comply with Table 4; and
- (h) lift, subject to C2.10, ventilating, pipe, garbage, and similar *shafts* which are not for the discharge of hot products of combustion and not *loadbearing*, must be of *non-combustible* construction in-
- (i) a Class 2, 3 or 9 building; and
 - (ii) a Class 5, 6, 7 or 8 building if the *shaft* connects more than 2 *storeys*; and
- (i) in a Class 2 or 3 building, except where within the one *sole-occupancy unit*, or a Class 9a *health-care building* or a Class 9b building, a floor separating *storeys* or above a space for the accommodation of motor vehicles or used for storage or any other ancillary purpose, must-
- (i) be constructed so that it is at least of the standard achieved by a floor/ceiling system incorporating a ceiling which has a *resistance to the incipient spread of fire* to the space above itself of not less than 60 minutes; or
 - (ii) have an FRL of at least 30/30/30; or
 - (iii) have a *fire-protective covering* on the underside of the floor, including beams incorporated in it, if the floor is *combustible* or of metal.

Deemed-to-Satisfy Provisions

- (j) in a Class 9c *aged care building* a floor above a space for the accommodation of motor vehicles or used for storage or any other ancillary purpose, and any column supporting the floor must–
- (i) be constructed so that it is at least of the standard achieved by a floor/ceiling system incorporating a ceiling which has a resistance to the *incipient spread of fire* to the space above itself of not less than 60 minutes; or
 - (ii) have an FRL of at least 30/30/30; or
 - (iii) have a *fire-protective covering* on the underside of the floor, including beams incorporated in it, if the floor is combustible or of metal.

Deemed-to-Satisfy Provisions

**Table 4 amended
by Amdt No. 11**

Table 4				
TYPE B CONSTRUCTION: FRL OF BUILDING ELEMENTS				
Building element	Class of building - FRL: (in minutes) <i>Structural adequacy/Integrity/Insulation</i>			
	2, 3 or 4 part	5, 7a or 9	6	7b or 8
EXTERNAL WALL (including any column and other building element incorporated therein) or other external building element, where the distance from any <i>fire-source feature</i> to which it is exposed is -				
<i>For loadbearing parts-</i>				
less than 1.5 m	90/ 90/ 90	120/120/120	180/180/180	240/240/240
1.5 to less than 3 m	90/ 60/ 30	120/ 90/ 60	180/120/ 90	240/180/120
3 to less than 9 m	90/ 30/ 30	120/ 30/ 30	180/ 90/ 60	240/ 90/ 60
9 to less than 18 m	90/ 30/ -	120/ 30/ -	180/ 60/ -	240/ 60/ -
18 m or more	- / - / -	- / - / -	- / - / -	- / - / -
<i>For non-loadbearing parts-</i>				
less than 1.5 m	- / 90/ 90	- /120/120	- /180/180	- /240/240
1.5 to less than 3 m	- / 60/ 30	- / 90/ 60	- /120/ 90	- /180/120
3 m or more	- / - / -	- / - / -	- / - / -	- / - / -
EXTERNAL COLUMN not incorporated in an <i>external wall</i> , where the distance from any <i>fire-source feature</i> to which it is exposed is -				
less than 3 m	90/ - / -	120/ - / -	180/ - / -	240/ - / -
3 m or more	- / - / -	- / - / -	- / - / -	- / - / -
COMMON WALLS and FIRE WALLS -				
	90/ 90 / 90	120/120/120	180/180/180	240/240/240
INTERNAL WALLS-				
<i>Fire-resisting lift and stair shafts-</i>				
<i>Loadbearing</i>	90/ 90/ 90	120/120/120	180/120/120	240/120/120
<i>Fire-resisting stair shafts</i>				
<i>Non-loadbearing</i>	- / 90/ 90	- /120/120	- /120/120	- /120/120
Bounding <i>public corridors</i> , public lobbies and the like-				
<i>Loadbearing</i>	60/ 60/ 60	120/ - / -	180/ - / -	240/ - / -
<i>Non-loadbearing</i>	- / 60/ 60	- / - / -	- / - / -	- / - / -
Between or bounding <i>sole-occupancy units-</i>				
<i>Loadbearing</i>	60/ 60/ 60	120/ - / -	180/ - / -	240/ - / -
<i>Non-loadbearing</i>	- / 60/ 60	- / - / -	- / - / -	- / - / -
OTHER LOADBEARING INTERNAL WALLS and COLUMNS-				
	60/ - / -	120/ - / -	180/ - / -	240/ - / -
ROOFS	- / - / -	- / - / -	- / - / -	- / - / -

Amdt 11

Deemed-to-Satisfy Provisions

4.2 Carparks

- (a) Notwithstanding Clause 4.1, a *carpark* may comply with Table 4.2 if it is an *open-deck carpark* or is protected with a sprinkler system complying with Specification E1.5 and is-
- (i) a separate building; or
 - (ii) a part of a building, and if occupying only part of a *storey*, is separated from the remaining part by a *fire wall*.
- (b) For the purposes of this clause, a *carpark*-
- (i) includes-
 - (A) an administration area associated with the functioning of the *carpark*; and
 - (B) where the *carpark* is sprinklered, is associated with a Class 2 or 3 building and provides carparking for separate *sole-occupancy units*, each carparking area with an area not greater than 10% of its *floor area* for purposes ancillary to the *sole-occupancy units*; but
 - (ii) excludes-
 - (A) except for (b)(i), any area of another classification, or other part of a Class 7 building not used for carparking; and
 - (B) a building or part of a building specifically intended for the parking of trucks, buses, vans and the like.

Deemed-to-Satisfy Provisions

**Table 4.2
amended by
Amdt No. 9**

Table 4.2 REQUIREMENTS FOR CARPARKS	
Building element	FRL (not less than) <i>Structural adequacy/ Integrity/ Insulation</i> ESA/M (not greater than)
Wall	
(a) <i>external wall</i>	
(i) less than 3 m from a <i>fire-source feature</i> to which it is exposed:	
<i>Loadbearing</i>	60/60/60
<i>Non-loadbearing</i>	- /60/60
(ii) 3 m or more from a <i>fire-source feature</i> to which it is exposed	- / - / -
(b) <i>internal wall</i>	
(i) <i>loadbearing</i> , other than one supporting only the roof (not used for carparking)	60/ - / -
(ii) supporting only the roof (not used for carparking)	- / - / -
(iii) <i>non-loadbearing</i>	- / - / -
(c) <i>fire wall</i>	
(i) from the direction used as a <i>carpark</i>	60/60/60
(ii) from the direction not used as a <i>carpark</i>	as required by Table 4
Column	
(a) supporting only the roof (not used for carparking) and 3 m or more from a <i>fire-source feature</i> to which it is exposed	- / - / -
(b) steel column, other than one covered by (a)	60/ - / - or 26 m ² /tonne
(c) any other column not covered by (a) or (b)	60/ - / -
Beam	
(a) less than 3 m from a <i>fire source feature</i> :	
(i) steel floor beam in continuous contact with a concrete floor slab	60/ - / - or 30 m ² /tonne
(ii) any other beam	60/ - / -
(b) 3 m or more from a <i>fire source feature</i>	- / - / -
Lift shaft	- / - / -
Fire-resisting stair shaft (within the <i>carpark</i> only)	60/60/60
Roof, floor slab and vehicle ramp	- / - / -
Note: ESA/M means the ratio of exposed surface area to mass per unit length.	

Amdt 11

Deemed-to-Satisfy Provisions

4.3 Class 2 buildings: Concession

- (a) A Class 2 building having a *rise in storeys* of not more than 2 may be constructed using-
- (i) timber framing throughout; or
 - (ii) *non-combustible* material throughout; or
 - (iii) a combination of (i) and (ii),
provided-
 - (iv) any *fire wall* or *internal wall* required to be *fire-resisting* that extends to the underside of the *non-combustible* roof covering is, except for roof battens with dimensions of 75 mm x 50 mm or less, not crossed by timber or other *combustible* building elements; and
 - (v) any insulation installed in the cavity of a wall *required* to have an FRL is *non-combustible*; and
 - (vi) the building is fitted with an *automatic* smoke alarm system complying with Specification E2.2a.
- (b) In a Class 2 building complying with (a) and fitted with a sprinkler system complying with Specification E1.5, any FRL criterion prescribed in Table 4-
- (i) for any *loadbearing wall*, may be reduced to 60, except any FRL criterion of 90 for an *external wall* must be maintained when tested from the outside; and
 - (ii) for any *non-loadbearing internal wall*, need not apply, if-
 - (A) it is lined on both sides with 13 mm standard grade plasterboard or similar *non-combustible* material; and
 - (B) it extends-
 - (aa) to the underside of the floor next above if that floor has an FRL of at least 30/30/30 or is lined on the underside with a *fire-protective covering*; or
 - (bb) to the underside of a ceiling with a *resistance to the incipient spread of fire* of 60 minutes; or
 - (cc) to the underside of a *non-combustible* roof covering; and
 - (C) any insulation installed in the cavity of the wall is *non-combustible*; and

Deemed-to-Satisfy Provisions

- (D) any construction joints, spaces and the like between the top of the wall and the floor, ceiling or roof is smoke sealed with intumescent putty or other suitable material.

5. TYPE C FIRE-RESISTING CONSTRUCTION

Clause 5.1
amended by
Amdt No. 11

5.1 Fire-resistance of building elements

In a building *required* to be of Type C construction-

- (a) a building element listed in Table 5 and any beam or column incorporated in it, must have an FRL not less than that listed in the Table for the particular Class of building concerned; and
- (b) an *external wall* that is *required* by Table 5 to have an FRL need only be tested from the outside to satisfy the requirement; and
- (c) a *fire wall* or an *internal wall* bounding a *sole-occupancy unit* or separating adjoining units must comply with Specification C1.8 if it is of *lightweight construction* and is *required* to have an FRL; and
- (d) in a Class 2 or 3 building, an *internal wall* which is *required* by Table 5 to have an FRL must extend-
- (i) to the underside of the floor next above if that floor has an FRL of at least 30/30/30 or a *fire-protective covering* on the underside of the floor; or
- (ii) to the underside of a ceiling having a *resistance to the incipient spread of fire* to the space above itself of not less than 60 minutes; or
- (iii) to the underside of the roof covering if it is *non-combustible*, and except for roof battens with dimensions of 75 mm x 50 mm or less, must not be crossed by timber or other *combustible* building elements; or
- (iv) 450 mm above the roof covering if it is *combustible*; and
- (e) in a Class 2, or 3 building, except where within the one *sole-occupancy unit*, or a Class 9a *health-care building*, or a Class 9b building, a floor separating *storeys*, or above a space for the accommodation of motor vehicles or used for storage or any other ancillary purpose, and any column supporting the floor, must-

Amdt 11

Deemed-to-Satisfy Provisions

- (i) have an FRL of at least 30/30/30; or
 - (ii) have a *fire-protective covering* on the underside of the floor including beams incorporated in it and around the column, if the floor or column is *combustible* or of metal.
- (f) in a Class 9c *aged care building* a floor above a space for the accommodation of motor vehicles or used for storage or any other ancillary purpose, and any column supporting the floor, must-
- (i) have an FRL of at least 30/30/30; or
 - (ii) have a *fire-protective covering* on the underside of the floor including beams incorporated in it and around the column, if the floor or column is *combustible* or of metal.

Table 5 amended by Amdt No. 11

Table 5				
TYPE C CONSTRUCTION: FRL OF BUILDING ELEMENTS				
Building element	Class of building - FRL: (in minutes) <i>Structural adequacy/Integrity/Insulation</i>			
	2, 3 or 4 part	5, 7a or 9	6	7b or 8
EXTERNAL WALL (including any column and other building element incorporated therein) or other external building element, where the distance from any <i>fire-source feature</i> to which it is exposed is -				
Less than 1.5 m	90/ 90/ 90	90/ 90/ 90	90/ 90/ 90	90/ 90/ 90
1.5 to less than 3 m	- / - / -	60/ 60/ 60	60/ 60/ 60	60/ 60/ 60
3 m or more	- / - / -	- / - / -	- / - / -	- / - / -
EXTERNAL COLUMN not incorporated in an <i>external wall</i> , where the distance from any <i>fire-source feature</i> to which it is exposed is -				
Less than 1.5 m	90/ - / -	90/ - / -	90/ - / -	90/ - / -
1.5 to less than 3 m	- / - / -	60/ - / -	60/ - / -	60/ - / -
3 m or more	- / - / -	- / - / -	- / - / -	- / - / -
COMMON WALLS and FIRE WALLS -	90/ 90/ 90	90/ 90/ 90	90/ 90/ 90	90/ 90/ 90
INTERNAL WALLS-				
Bounding <i>public corridors</i> , public lobbies and the like-	60 / 60/ 60	- / - / -	- / - / -	- / - / -
Between or bounding <i>sole-occupancy units-</i>	60/ 60/ 60	- / - / -	- / - / -	- / - / -
Bounding a stair if <i>required</i> to be rated-	60/ 60/ 60	- / - / -	- / - / -	- / - / -
ROOFS	- / - / -	- / - / -	- / - / -	- / - / -

*Deemed-to-Satisfy Provisions***5.2 Carparks**

- (a) Notwithstanding Clause 5.1, a *carpark* may comply with Table 5.2 if it is an *open-deck carpark* or is protected with a sprinkler system complying with Specification E1.5 and is-
- (i) a separate building; or
 - (ii) a part of a building, and if occupying only part of a *storey*, is separated from the remaining part by a *fire wall*.
- (b) For the purposes of this clause, a *carpark*-
- (i) includes-
 - (A) an administration area associated with the functioning of the *carpark*; and
 - (B) where the *carpark* is sprinklered, is associated with a Class 2 or 3 building and provides carparking for separate *sole-occupancy units*, each carparking area with an area not greater than 10% of its *floor area* for purposes ancillary to the *sole-occupancy units*; but
 - (ii) excludes-
 - (A) except for (b)(i), any area of another classification, or other part of a Class 7 building not used for carparking; and
 - (B) a building or part of a building specifically intended for the parking of trucks, buses, vans and the like.

Deemed-to-Satisfy Provisions

Table 5.2 REQUIREMENTS FOR CARPARKS	
Building element	FRL (not less than) <i>Structural adequacy/ Integrity/ Insulation</i> ESA/M (not greater than)
Wall	
(a) <i>external wall</i>	
(i) less than 1.5 m from a <i>fire-source feature</i> to which it is exposed:	
<i>Loadbearing</i>	60/60/60
<i>Non-loadbearing</i>	- /60/60
(ii) 1.5 m or more from a <i>fire-source feature</i> to which it is exposed	- / - / -
(b) <i>internal wall</i>	- / - / -
(c) <i>fire wall</i>	
(i) from the direction used as a <i>carpark</i>	60/60/60
(ii) from the direction not used as a <i>carpark</i>	90/90/90
Column	
(a) steel column less than 1.5 m from a <i>fire-source feature</i>	60/ - / - or 26 m ² /tonne
(b) any other column less than 1.5 m from a <i>fire-source feature</i>	60/ - / -
(c) any other column not covered by (a) or (b)	- / - / -
Beam	
(a) less than 1.5 m from a <i>fire-source feature</i>	
(i) steel floor beam in continuous contact with a concrete floor slab	60/ - / - or 30 m ² /tonne
(ii) any other beam	60/ - / -
(b) 1.5 m or more from a <i>fire-source feature</i>	- / - / -
Roof, floor slab and vehicle ramp	- / - / -
Note: ESA/M means the ratio of exposed surface area to mass per unit length.	

Amdt 11

SPECIFICATION C1.8 STRUCTURAL TESTS FOR LIGHTWEIGHT CONSTRUCTION

Deemed-to-Satisfy Provisions

1. Scope

This Specification describes tests to be applied to and criteria to be satisfied by a wall system of *lightweight construction*.

2. Application

A wall system need not be tested in accordance with this Specification for static pressure or impact if it is designed and constructed in accordance with the *Deemed-to-Satisfy Provisions* of Section B to resist the appropriate pressures and impacts defined in this Specification.

3. Tests

3.1 Walls of certain Class 9b buildings

Lightweight construction forming-

- (a) a wall of a lift *shaft* and stair *shaft*; and
- (b) an *external* and *internal wall* bounding a *public corridor*, public lobby or the like, including a *fire-isolated* and non *fire-isolated passageway* or *ramp*,
in a spectator stand, sports stadium, cinema or theatre, railway or bus station or airport terminal, must be subjected to the following tests and must fulfil the following criteria:
 - (i) The materials tests of Clause 5(a) and the criteria of Clause 6(a).
 - (ii) A static test by the imposition of a uniformly distributed load of 1.0 kPa (or its equivalent) in accordance with Clause 5(b) and the damage and deflection criteria of Clauses 6(b) and (c) respectively.
 - (iii) A dynamic test by the fall of the impact bag through a height of 350 mm in accordance with Clause 5(c) and the damage and deflection criteria of Clauses 6(b) and (d) respectively.
 - (iv) The surface indentation test of Clause 5(d) and the surface indentation criterion of Clause 6(e).

Clause 2
amended by
Amdt No. 2

Clause 3.1(b)
amended by
Amdt No. 3

Amdt 11

*Deemed-to-Satisfy Provisions***3.2 Walls of shafts and fire-isolated exits generally**

A wall of *lightweight construction* that is *required* to be *fire-resisting* and which bounds a lift shaft, stair shaft, or service shaft, fire-isolated passageway or fire-isolated ramp must be subjected to the following tests and must fulfil the following criteria:

- (a) The materials tests of Clause 5(a) and the criteria of Clause 6(a).
- (b) A static test by the imposition of a uniformly distributed load of 0.35 kPa (or its equivalent) in accordance with Clause 5(b) and the damage and deflection criteria of Clauses 6(b) and (c) respectively.
- (c) A dynamic test by the fall of the impact bag through a height of 150 mm in accordance with Clause 5(c) and the damage and deflection criteria of Clauses 6(b) and (d) respectively.
- (d) The surface indentation test of Clause 5(d) and the surface indentation criterion of Clause 6(e).

3.3 Additional requirements for lift shafts

- (a) In addition to the requirements of Clauses 3.1 and 3.2, a wall system for use in a lift shaft that is *required* to be *fire-resisting* must be subjected to dynamic test by the imposition of-
 - (i) where the lift car speed is 7 m/s or less - 10^6 cycles of a uniformly distributed load between 0 and 0.2 kPa (or its equivalent); or
 - (ii) where the lift car speed is greater than 7 m/s - 10^6 cycles of a uniformly distributed load between 0 and 0.35 kPa (or its equivalent) in accordance with Clause 5(e) and must fulfil the damage criteria of Clause 6(b).
- (b) The wall system must be subjected to the static test in accordance with Clause 3.2(b) after the successful conclusion of the dynamic test specified in (a).

3.4 Walls generally

An *external* and *internal wall of lightweight construction* that is *required* to be *fire-resisting*, other than one covered by Clauses 3.1, 3.2 or 3.3, must be subjected to the following tests and must fulfil the following criteria:

- (a) The materials tests of Clause 5(a) and the criteria of Clause 6(a).

Deemed-to-Satisfy Provisions

- (b) A static test by the imposition of a uniformly distributed load of 0.25 kPa (or its equivalent) in accordance with Clause 5(b) and the damage and deflection criteria of Clauses 6(b) and (c) respectively.
- (c) A dynamic test by fall of the impact bag through a height of 100 mm in accordance with Clause 5(c) and the damage and deflection criteria of Clauses 6(b) and (d) respectively.
- (d) The surface indentation test of Clause 5(d) and the surface indentation criterion of Clause 6(e).

4. Test specimens**4.1 General**

Testing must be carried out on either-

- (a) construction in situ; or
- (b) a laboratory specimen of the construction.

4.2 Testing in situ

If testing is carried out in situ, it must be done on that part of the construction least likely, because of the particular combination of the height of the walls, the support conditions and other aspects of the construction, to resist the loads.

4.3 Testing of specimens

If a laboratory specimen is tested, the specimen must span only in the direction corresponding to the height of the wall and testing must be done in accordance with either (a) or (b) below:

- (a)
 - (i) The height of the test specimen (or length, if the specimen is tested horizontally) must be identical with the height between supports in the actual construction; and
 - (ii) the specimen must be supported at the top and bottom (or at each end if tested horizontally) by components identical with, and in a manner identical with, the actual construction.
- (b) If the distance between supports of the actual construction is more than 3 m, then a smaller specimen may be tested but-
 - (i) the distance between supports must be not less than 3 m; and

Deemed-to-Satisfy Provisions

- (ii) forces, reactions and support conditions must be modelled so as to reproduce the behaviour of the actual construction if it were tested in-situ.

5. Test methods

Tests must be carried out in accordance with the following:

- (a) **Material tests** - The methods specified for the constituent materials of the construction of the standards adopted by reference in the BCA.
- (b) **For resistance to static pressure** - The provisions for testing walls under transverse load in ASTM E72-80, except that-
 - (i) support conditions must be as specified in Clause 4.3; and
 - (ii) equivalent load shall mean the quarter-point load that produces the same deflection or central moment as appropriate.
- (c) **For resistance to impact** - The provisions for testing wall systems in ASTM E695-79, except that-
 - (i) the point of impact must be set 1.5 m above finished floor level or 1.5 m above the part of the specimen that corresponds to finished floor level; and
 - (ii) the impact bag must be not less than 225 mm in diameter and not more than 260 mm in diameter and have a mass of 27.2 kg (+ 0.1 kg, -0); and
 - (iii) the mass must be achieved by putting loose, dry sand into the bag and must be adjusted before each series of impact tests; and
 - (iv) where the impact bag and suspension cannot be vertical at the instant of impact on a curved surface or an inclined surface, the height of drop is the net height at the point of impact.
- (d) **For resistance to surface indentation** - The test for resistance to surface indentation must be carried out at three points on the surface of an undamaged sample sheet as follows:
 - (i) A steel ball of 10 mm diameter with a load of 150 N must be placed gently on the surface of the sheet and allowed to remain in position for 5 minutes.

Clause 5(c)
amended by
Amdt No. 9

Clause 5(d)
amended by
Amdt No. 9

Amdt 11

Deemed-to-Satisfy Provisions

- (ii) The ball and load must then be removed and the diameter of each impression of the ball on the surface measured.
- (e) **For resistance of lift shaft construction to repetitive load** - As for 5(b) except that-
 - (i) it is sufficient to test one specimen with the pressure applied from the side of the construction on which the lift will operate; and
 - (ii) the load must be applied dynamically at a frequency not less than 1 Hz and not more than 3 Hz; and
 - (iii) equivalent load shall mean the quarter-point load that produces the same central moment as the distributed load.

6. Criteria for compliance

The wall system or the specimen of it must fulfil the following criteria:

- (a) **Materials** - Materials must comply with the applicable standard adopted by reference in the BCA.
- (b) **Damage** - There must no crack, penetration or permanent surface-deformation to a depth of more than 0.5 mm or any other non-elastic deformation or fastener failure.
- (c) **Deflection - Static pressure** - Under static pressure the deflection must not be more than-
 - (i) 1/240th of the height between supports; or
 - (ii) for construction other than a lift *shaft* - 30 mm; or
 - (iii) for a lift *shaft* - 20 mm unless the requirements of Clause 15.2(a) of AS 1735.2 are fulfilled.
- (d) **Deflection - Impact** - Under impact the instantaneous deflection must not be more than-
 - (i) 1/120th of the height of the wall between supports; or
 - (ii) for construction other than a lift *shaft* - 30 mm; or
 - (iii) for a lift *shaft* - 20 mm unless the requirements of Clause 15.2(a) of AS 1735.2 are fulfilled.
- (e) **Surface indentation** - No impression must be more than 5 mm in diameter.

SPECIFICATION **C1.10** FIRE HAZARD PROPERTIES

Deemed-to-Satisfy Provisions

1. Scope

This Specification sets out requirements in relation to the fire hazard properties of materials, linings and surface finishes in buildings.

2. Class 2 to 9 buildings: General requirements

Except where superseded by Clause 3 or 4, any material or component used in a Class 2, 3, 5, 6, 7, 8 or 9 building must-

- (a) in the case of a *sarking-type material*, have a *Flammability Index* not more than 5; or
- (b) in the case of other materials, have-
 - (i) a *Spread-of-Flame Index* not more than 9; and
 - (ii) a *Smoke-Developed Index* not more than 8 if the *Spread-of-Flame Index* is more than 5; or
- (c) be completely covered on all faces by concrete or masonry not less than 50 mm thick; or
- (d) in the case of a composite member or assembly, be constructed so that when assembled as proposed in a building-
 - (i) any material which does not comply with (a) or (b) is protected on all sides and edges from exposure to the air; and
 - (ii) the member or assembly, when tested in accordance with Specification A2.4, has a *Smoke-Developed Index* and a *Spread-of-Flame Index* not exceeding those prescribed in (b); and
 - (iii) the member or assembly retains the protection in position so that it prevents ignition of the material and continues to screen it from access to free air for a period of not less than 10 minutes.

*Deemed-to-Satisfy Provisions***3. Fire-isolated exits**

In a *fire-isolated stairway, fire-isolated passageway, or fire-isolated ramp* in a Class 2 to 9 building-

- (a) a material, other than a *sarking-type material* used in a ceiling or used as a finish, surface, lining or attachment, must have a-
 - (i) *Spread-of-Flame Index* of 0; and
 - (ii) *Smoke-Developed Index* of not more than 2; and
 - (iii) if *combustible*, be attached directly to a *non-combustible* substrate and not exceed 1 mm in finished thickness; and
- (b) a *sarking-type material* used in the form of an exposed wall or ceiling, or as a finish or attachment thereto, must have a *Flammability Index* of 0.

4. Class 2, 3 and 9 buildings

A material, other than a *sarking-type material* must if-

- (a) in a Class 2, 3, 9a or 9b building, it is used as a finish, surface, lining or attachment to any wall or ceiling in a *public corridor* which is a means of egress to-
 - (i) a *required fire-isolated stairway* or an external stairway used instead; or
 - (ii) a *required fire-isolated passageway, or required fire-isolated ramp,*
 have a *Spread-of-Flame Index* of 0 and a *Smoke-Developed Index* of not more than 5; or
- (b) in a Class 9a building in a *patient-care area*, it is used as a finish, surface, lining or attachment to a-
 - (i) ceiling - have a *Spread-of-Flame Index* of 0 and a *Smoke-Developed Index* of not more than 3; and
 - (ii) wall - have a *Spread-of-Flame Index* of not more than 2 and a *Smoke-Developed Index* of not more than 5, except that skirtings of up to 150 mm above the floor may be considered as, and have the Early Fire Hazard Indices of, the floor covering; and
 - (iii) floor - have a-
 - (A) *Spread-of-Flame Index* of not more than 3 and a *Smoke-Developed Index* of not more than 5; or

Deemed-to-Satisfy Provisions

- (B) *Spread-of-Flame Index* of 0 and a *Smoke-Developed Index* of not more than 6; or
- (c) in a Class 9b building not protected by a sprinkler system used as a theatre or public hall, in the auditorium or audience seating area, it is used as a finish, surface, lining or attachment to a-
- (i) ceiling - have a *Spread-of-Flame Index* of not more than 6 and a *Smoke-Developed Index* of not more than 3; and
- (ii) wall - have a *Spread-of-Flame Index* of not more than 6 and a *Smoke-Developed Index* of not more than 5; and
- (iii) floor - have a *Spread-of-Flame Index* of not more than 7 and a *Smoke-Developed Index* of not more than 5, except where the auditorium is used mainly for-
- (A) indoor swimming or ice skating - have a *Spread-of-Flame Index* of not more than 9 and a *Smoke-Developed Index* of not more than 8; or
- (B) other indoor sports or multi-purpose functions - have a *Spread-of-Flame Index* of not more than 8 and a *Smoke-Developed Index* of not more than 7; or
- (d) in a Class 9b building used as a theatre or public hall, it is used in any part of fixed seating in the audience area or auditorium have a *Spread-of-Flame Index* of 0 and a *Smoke-Developed Index* of not more than 5.

NSW Spec C1.10
4(d)

5. Materials deemed to comply

A material complies with Clauses 2, 3 or 4 if it is-

- (a) plaster, cement render, concrete, terrazzo, ceramic tile or the like; or
- (b) a *fire-protective covering*.

6. Fire-retardant coatings not acceptable

Paint or fire-retardant coatings must not be used in order to make a substrate comply with a *required Spread-of-Flame Index*, *Smoke-Developed Index* or *Flammability Index*.

NSW Spec C1.10
6

*Deemed-to-Satisfy Provisions***7. Exempted building parts and materials**

The requirements in this Specification for a *Spread-of-Flame Index*, *Smoke-Developed Index* or *Flammability Index* do not apply to-

- (a) timber-framed *windows*; or
- (b) solid timber handrails or skirtings; or
- (c) timber-faced solid-core or fire doors; or
- (d) electrical switches, outlets, cover plates or the like; or
- (e) materials used for-
 - (i) roof covering or membranes, or roof insulating material, applied in continuous contact with a substrate; or
 - (ii) adhesives; or
 - (iii) damp-proof courses, flashing, caulking, sealing, ground moisture barriers, or the like; or
- (f) paint, varnish, lacquer or similar finish, other than nitro-cellulose lacquer; or
- (g) a clear or translucent rooflight of glass fibre reinforced polyester if-
 - (i) the roof in which it is installed forms part of a single *storey* building *required* to be of Type C construction; and
 - (ii) the material is used as part of the roof covering; and
 - (iii) it is not closer than 1.5 m from another rooflight of the same type; and
 - (iv) each rooflight is not more than 14 m² in area; and
 - (v) the area of the rooflights per 70 m² of roof surface is not more than 14 m²; or
- (h) the face plates and neck adaptors of supply and return air outlets of air-handling systems; or
- (i) the face plates or diffuser plates of light fittings and emergency *exit* signs and associated electrical wiring and electrical components; or
- (j) joinery units, cupboards, shelving and the like; or
- (k) any other material that does not significantly increase the hazards of fire.

Clause 7(j) & (k)
amended by
Amdt No. 4

Amdt 11

Deemed-to-Satisfy Provisions

8. Air-handling ductwork

Rigid and flexible ductwork in a Class 2 to 9 building must comply with the fire hazard properties set out in AS 4254.

9. Lift cars

The materials used in the construction of a lift car must comply with the fire hazard properties *required* by AS 1735.2.

Clause 9 inserted
by Amdt No. 3

Amdt 11

SPECIFICATION C1.11 PERFORMANCE OF EXTERNAL WALLS IN FIRE

Deemed-to-Satisfy Provisions

1. Scope

This Specification contains measures to minimise, in the event of fire, the likelihood of *external walls* covered by Clause 2 collapsing outwards as complete panels and the likelihood of panels separating from supporting members.

2. Application

This Specification applies to buildings having a *rise in storeys* of not more than 2 with concrete *external walls* that could collapse as complete panels (eg. tilt-up and precast concrete) which-

- (a) consist of either single or multiple panels attached by steel connections to lateral supporting members; and
- (b) depend on those connections to resist outward movement of the panels relative to the supporting members; and
- (c) have height to thickness ratio not greater than 50.

3. General requirements for external wall panels

- (a) Cast-in inserts and fixings must be anchored into the panel with welded bars or be fixed to the panel reinforcement.
- (b) Cast-in inserts for top connections and fixings acting together must be able to resist an ultimate load of two times the larger of the forces *required* to develop-
 - (i) the ultimate bending moment capacity of the panel at its base; or
 - (ii) the overturning moment at the base of the panel arising from an outwards lateral displacement at the top of the panel equal to one tenth of the panel height.

Amdt 11

Deemed-to-Satisfy Provisions

- (c) Top connections of the panel exposed to fire, such as clips and drilled-in inserts, acting together must be able to resist an ultimate load of six times the larger of the forces *required* to develop the moment specified in (b)(i) or (ii).

Note.

The increased forces specified by use of the multiplier of two or six in (b) and (c) above are to take account of the lower strength of the connections and members at the higher than ambient temperatures expected in a fire.

- (d) Lateral supporting members and their connections must be designed to resist the connection forces specified in (b) and (c) and in the case of an eaves tie member the force in the member must be determined assuming that it deforms in a manner compatible with the lateral displacement of the wall panels, and that it acts in tension only.
- (e) *External wall* panels that span vertically must have at least two upper connections per panel to the supporting member, except that where a number of panels are designed to act as one unit, (eg. tongue and groove hollow-core panels), only two upper connections are *required* for each unit.
- (f) *External wall* panels that span horizontally between columns must have at least two connections at each column.

4. **Additional requirements for vertically spanning external wall panels adjacent to columns**

- (a) Where vertically spanning *external wall* panels are located adjacent to columns, connections to the panels must be located and/or detailed to minimise forces that may develop between the panels and columns arising from the restraint of differential displacement.
- (b) The requirements of (a) are satisfied by-
- (i) detailing the connections and/or the supporting member to sustain a relative outward displacement of (d) between the panels and columns at the connection height where $d(m)$ is calculated as-
 - (A) the square of the connection height (m) divided by one hundred and twenty-five, when the connection height is less than 5 m; or

Deemed-to-Satisfy Provisions

- (B) the connection height (m) divided by twenty-five, when the connection height (m) is greater than or equal to 5 m; or
- (ii) in situations where an eaves tie member is used to provide lateral support to *external wall* panels, the tie member is connected to the panels no closer than a distance (s) from the column where s(m) is taken as one quarter of the panel height (m).

SPECIFICATION **C2.5** SMOKE-PROOF WALLS IN HEALTH-CARE AND AGED CARE BUILDINGS

Deemed-to-Satisfy Provisions

Specification
C2.5 inserted by
Amdt No. 11

1. Scope

This Specification sets out requirements for the construction of smoke-proof walls in Class 9a *health-care buildings* and Class 9c *aged care buildings*. Smoke proof walls required to have an FRL are to be in accordance with Clause A2.3.

2. Class 9a health-care buildings

Smoke-proof walls *required* by C2.5 in Class 9a *health-care buildings* must comply with the following:

- (a) Be *non-combustible* and extend to the underside of—
 - (i) the floor above; or
 - (ii) a *non-combustible* roof covering; or
 - (iii) a ceiling having a *resistance to the incipient spread of fire* to the space above itself of not less than 60 minutes.
- (b) Not incorporate any glazed areas unless the glass is safety glass as defined in AS 1288.
- (c) Only have doorways which are fitted with smoke doors complying with Specification C3.4.
- (d) Have all openings around penetrations and the junctions of the smoke-proof wall and the remainder of the building stopped with *non-combustible* material to prevent the free passage of smoke.
- (e) Incorporate smoke dampers where air-handling ducts penetrate the wall unless the duct forms part of a smoke hazard management system *required* to continue air movement through the duct during a fire.

Amdt 11

*Deemed-to-Satisfy Provisions***3. Class 9c aged care buildings**

Smoke-proof walls *required* by C2.5 in Class 9c aged care buildings must comply with the following:

- (a) Have *non-combustible* wall lining and extend to the underside of–
 - (i) the floor above; or
 - (ii) a *non-combustible* roof covering; or
 - (iii) a flush plasterboard ceiling lined with 13 mm standard grade plasterboard or a *fire protective covering*.
- (b) If plasterboard is used in the lining on a wall, it must be a minimum of 13 mm standard grade plasterboard.
- (c) Not incorporate any glazed areas unless the glass is safety glass as defined in AS 1288.
- (d) Only have doorways which are fitted with smoke doors complying with Specification C3.4.
- (e) Have all openings around penetrations and the junctions of the smoke-proof wall and the remainder of the building stopped with *non-combustible* material to prevent the free passage of smoke.
- (f) Incorporate smoke dampers where air-handling ducts penetrate the wall unless the duct forms part of a smoke hazard management system *required* to continue air movement through the duct during a fire.

4. Doorways in smoke-proof walls

A door *required* by C2.5 or this Specification to be smoke-proof or have an FRL, other than one that serves a *fire compartment* provided with a zone smoke control system in accordance with AS/NZS 1668.1, must provide a smoke reservoir by not extending within 400 mm of the underside of–

- (a) a roof covering; or
- (b) the floor above; or
- (c) an imperforate false ceiling that will prevent the free passage of smoke.

SPECIFICATION **C3.4** FIRE DOORS, SMOKE DOORS, FIRE WINDOWS AND SHUTTERS

Deemed-to-Satisfy Provisions

1. SCOPE

This Specification sets out requirements for the construction of fire doors, smoke doors, fire *windows* and fire shutters.

2. FIRE DOORS

A *required* fire door must-

- (a) comply with AS/NZS 1905.1; and
- (b) not fail by radiation through any glazed part during the period specified for *integrity* in the *required* FRL.

3. SMOKE DOORS

3.1 General requirements

Smoke doors must be constructed so that smoke will not pass from one side of the doorway to the other and, if they are glazed, there is minimal danger of a person being injured by accidentally walking into them.

3.2 Construction deemed-to-satisfy

A smoke door of one or two leaves satisfies Clause 3.1 if it is constructed as follows:

- (a) The leaves are side-hung to swing-
 - (i) in the direction of egress; or
 - (ii) in both directions.
- (b) (i) The leaves are capable of resisting smoke at 200°C for 30 minutes.
 - (ii) Solid-core leaves at least 35 mm thick satisfy (i).
- (c) The leaves are fitted with smoke seals.

Clause 2(a)
amended by
Amdt No. 8

Amdt 11

Deemed-to-Satisfy Provisions

- (d) (i) The leaves are normally in the closed position; or
- (ii) (A) The leaves are closed *automatically* with the *automatic* closing operation initiated by smoke detectors, installed in accordance with the relevant provisions of AS 1670.1, located on each side of the doorway not more than 1.5 m horizontal distance from the opening; and
- (B) in the event of power failure to the door, the leaves fail-safe in the closed position.
- (e) The leaves return to the fully closed position after each manual opening.
- (f) Any glazing incorporated in the door complies with AS 1288.
- (g) (i) If a glazed panel is capable of being mistaken for an unobstructed *exit*, the presence of the glass must be identified by opaque construction.
- (ii) An opaque mid-height band, mid-rail or crash bar satisfies (i).

Clause
3.2(d)(ii)(A)
amended by
Amdt No. 8

Amdt 11

4. FIRE SHUTTERS

A *required* fire shutter must-

- (a) be a shutter that-
 - (i) is identical with a tested prototype that has achieved the *required* FRL; and
 - (ii) is installed in the same manner and in an opening that is not larger than the tested prototype; and
 - (iii) did not have a rise in average temperature on the side remote from the furnace of more than 140 K during the first 30 minutes of the test; or
- (b) be a steel shutter complying with AS 1905.2 if a metallic fire shutter is not prohibited by C3.5.

5. FIRE WINDOWS

A *required* fire window must be-

- (a) identical in construction with a prototype that has achieved the *required* FRL; and
- (b) installed in the same manner and in an opening that is not larger than the tested prototype.

SPECIFICATION **C3.15** PENETRATION OF WALLS, FLOORS AND CEILINGS BY SERVICES

Deemed-to-Satisfy Provisions

1. Scope

This Specification prescribes materials and methods of installation for services that penetrate walls, floors and ceilings *required* to have an FRL.

2. Application

Clause 2(a)
amended by
Amdt No. 2

- (a) This Specification applies to installations permitted under the *Deemed-to-Satisfy Provisions* of the BCA as alternatives to systems that have been demonstrated by test to fulfil the requirements of C3.15(a).
- (b) This Specification does not apply to installations in ceilings *required* to have a *resistance to the incipient spread of fire* nor to the installation of piping that contains or is intended to contain a flammable liquid or gas.

3. Metal pipe systems

Clause 3
amended by
Amdt No. 5

- (a) A pipe system comprised entirely of metal (excluding pipe seals or the like) that is not normally filled with liquid must not penetrate a wall, floor or ceiling within 100 mm of any *combustible* material, and must be constructed of-
 - (i) copper alloy or stainless steel with a wall thickness of at least 1 mm; or
 - (ii) cast iron or steel (other than stainless steel) with a wall thickness of at least 2 mm.
- (b) An opening for a pipe system comprised entirely of metal (excluding pipe seals or the like) must-
 - (i) be neatly formed, cut or drilled; and
 - (ii) be no closer than 200 mm to any other service penetration; and
 - (iii) accommodate only one pipe.
- (c) A pipe system comprised entirely of metal (excluding pipe seals or the like) must be wrapped but must not be lagged or enclosed in thermal *insulation* over the length of its penetration of a wall, floor or ceiling unless the lagging or thermal insulation fulfils the requirements of Clause 7.

Amdt 11

Deemed-to-Satisfy Provisions

- (d) The gap between a metal pipe and the wall, floor or ceiling it penetrates must be fire-stopped in accordance with Clause 7.

4. Pipes penetrating sanitary compartments

If a pipe of metal or UPVC penetrates the floor of a *sanitary compartment* in accordance with C3.15(e)-

- (a) the opening must be neatly formed and no larger than is necessary to accommodate the pipe or fitting; and
- (b) the gap between pipe and floor must be fire-stopped in accordance with Clause 7.

5. Wires and cables

If a wire or cable or cluster of wires or cables penetrates a floor, wall or ceiling-

- (a) the opening must be neatly formed, cut or drilled and no closer than 50 mm to any other service opening; and
- (b) the opening must be no larger in cross-sectional area than-
- (i) 2000 mm² if only a single cable is accommodated and the gap between cable and wall, floor or ceiling is no wider than 15 mm; or
 - (ii) 500 mm² in any other case; and
- (c) the gap between the service and the wall, floor or ceiling must be fire-stopped in accordance with Clause 7.

6. Electrical switches and outlets

If an electrical switch, outlet, socket or the like is accommodated in an opening or recess in a wall, floor or ceiling-

- (a) the opening or recess must not-
- (i) be located opposite any point within 300 mm horizontally or 600 mm vertically of any opening or recess on the opposite side of the wall; or
 - (ii) extend beyond half the thickness of the wall; and
- (b) the gap between the service and the wall, floor or ceiling must be fire-stopped in accordance with Clause 7.

*Deemed-to-Satisfy Provisions***7. Fire-stopping**

- (a) **Material:** The material used for the fire-stopping of service penetrations must be concrete, high-temperature mineral fibre, high-temperature ceramic fibre or other material that does not flow at a temperature below 1120°C when tested in accordance with AS 1038.15, and must have-
- (i) demonstrated in a system tested in accordance with C3.15(a) that it does not impair the *fire-resisting* performance of the building element in which it is installed; or
 - (ii) demonstrated in a test in accordance with (e) that it does not impair the *fire-resisting* performance of the test slab.
- (b) **Installation:** Fire-stopping material must be packed into the gap between the service and wall, floor or ceiling in a manner, and compressed to the same degree, as adopted for testing under Clause 7(a)(i) or (ii).
- (c) **Hollow construction:** If a pipe penetrates a hollow wall (such as a stud wall, a cavity wall or a wall of hollow blockwork) or a hollow floor/ceiling system, the cavity must be so framed and packed with fire-stopping material that the material is-
- (i) installed in accordance with Clause 7(b) to a thickness of 25 mm all round the service for the full length of the penetration; and
 - (ii) restrained, independently of the service, from moving or parting from the surfaces of the service and of the wall, floor or ceiling.
- (d) **Recesses:** If an electrical switch, socket, outlet or the like is accommodated in a recess in a hollow wall or hollow floor/ceiling system-
- (i) the cavity immediately behind the service must be framed and packed with fire-stopping material in accordance with Clause 7(c); or
 - (ii) the back and sides of the service must be protected with refractory lining board identical with and to the same thickness as that in which the service is installed.

Deemed-to-Satisfy Provisions

- (e) **Test:** The test to demonstrate compliance of a fire-stopping material with this Specification must be conducted as follows:
- (i) The test specimen must comprise a concrete slab not less than 1 m square and not more than 100 mm thick, and appropriately reinforced if necessary for *structural adequacy* during manufacture, transport and testing.
 - (ii) The slab must have a hole 50 mm in diameter through the centre and the hole must be packed with the fire-stopping material.
 - (iii) The slab must be conditioned in accordance with AS 1530.4.
 - (iv) Two thermocouples complying with AS 1530.4 must be attached to the upper surface of the packing each about 5 mm from its centre.
 - (v) The slab must be tested on flat generally in accordance with Section 10 of AS 1530.4 and must achieve an FRL of 60/60/60 or as otherwise *required*.

SECTION **D**

Amdt 11

ACCESS AND EGRESS

- D1 Provision for Escape**
- D2 Construction of Exits**
- D3 Access for People with Disabilities**

SECTION D CONTENTS

	Page
Section D Access and Egress	10,021
Objective DO1	
Functional Statements DF1 - DF2	
Performance Requirements DP1 - DP9	
Part D1 Provision for Escape	10,101
D1.0 Deemed-to-Satisfy Provisions	
D1.1 Application of Part	
D1.2 Number of exits required	
D1.3 When fire-isolated exits are required	
D1.4 Exit travel distances	
D1.5 Distance between alternative exits	
D1.6 Dimensions of exits and paths of travel to exits	
D1.7 Travel via fire-isolated exits	
D1.8 External stairways or ramps in lieu of fire-isolated exits	
D1.9 Travel by non-fire-isolated stairways or ramps	
D1.10 Discharge from exits	
D1.11 Horizontal exits	
D1.12 Non-required stairways, ramps or escalators	
D1.13 Number of persons accommodated	
D1.14 Measurement of distances	
D1.15 Method of measurement	
D1.16 Plant rooms and lift motor rooms: Concession	
Part D2 Construction of Exits	10,401
D2.0 Deemed-to-Satisfy Provisions	
D2.1 Application of Part	
D2.2 Fire-isolated stairways and ramps	
D2.3 Non-fire-isolated stairways and ramps	
D2.4 Separation of rising and descending stair flights	
D2.5 Open access ramps and balconies	
D2.6 Smoke lobbies	
D2.7 Installations in exits and paths of travel	

D2.8	Enclosure of space under stairs and ramps	
D2.9	Width of stairways	
D2.10	Pedestrian ramps	
D2.11	Fire-isolated passageways	
D2.12	Roof as open space	
D2.13	Goings and risers	
D2.14	Landings	
D2.15	Thresholds	
D2.16	Balustrades or other barriers	
D2.17	Handrails	
D2.18	Fixed platforms, walkways, stairways and ladders	
D2.19	Doorways and doors	
D2.20	Swinging doors	
D2.21	Operation of latch	
D2.22	Re-entry from fire-isolated exits	
D2.23	Signs on doors	
Part D3	Access for People with Disabilities	10,701
D3.0	Deemed-to-Satisfy Provisions	
D3.1	Application of Part	
D3.2	General building access requirements	
D3.3	Parts of buildings to be accessible	
D3.4	Concessions	
D3.5	Carparking	
D3.6	Identification of accessible facilities, services and features	
D3.7	Hearing augmentation	
D3.8	Tactile indicators	
Specifications		12,001
D1.12	Non-Required Stairways, Ramps and Escalators	
D3.6	Braille and Tactile Signs	
ACT Appendix	(Additional provisions - refer to ACT Contents for full details)	40,001
D1.101	Notices on fire-isolated stairs	
NSW Appendix	(Additional provisions - refer to NSW Contents for full details)	42,001
D2.101	Doors in path of travel in a place of public entertainment	

SECTION D ACCESS AND EGRESS

OBJECTIVE

- DO1** The *Objective* of this Section is to-
- (a) provide, as far as is reasonable, people with safe, equitable and dignified access to-
 - (i) a building; and
 - (ii) the services and facilities within a building; and
 - (b) safeguard occupants from illness or injury while evacuating in an emergency.

FUNCTIONAL STATEMENTS

- DF1** A building is to provide, as far as is reasonable-
- (a) safe; and
 - (b) equitable and dignified, access for people to the services and facilities within.

Application:

DF1(b), with respect to people with disabilities, only requires special provisions in-

- (a) a Class 3, 5, 6, 8 or 9 building; or
- (b) a Class 7 building other than a Class 7 carpark associated with a Class 2 building; or
- (c) a Class 10a building other than a Class 10a building associated with a Class 1 or 2 building or Class 4 part of a building.

DF1
amended by
Amdt No. 4

Amdt 11

DF2 A building is to be provided with means of evacuation which allow occupants time to evacuate safely without being overcome by the effects of an emergency.

Limitation:

DF2 does not apply to the internal parts of a *sole-occupancy unit* in a Class 2 or 3 building or Class 4 part.

PERFORMANCE REQUIREMENTS

DP1 Access must be provided, to the degree necessary, to enable-

- (a) safe; and
- (b) equitable and dignified, movement of people to and within a building.

Application:

DP1(b), with respect to people with disabilities, only requires special provisions in-

- (a) a Class 3, 5, 6, 8 or 9 building; or
- (b) a Class 7 building other than a Class 7 *carpark* associated with a Class 2 building; or
- (c) a Class 10a building other than a Class 10a building associated with a Class 1 or 2 building or Class 4 part of a building.

DP2 So that people can move safely to and within a building, it must have-

- (a) walking surfaces with safe gradients; and
- (b) any doors installed to avoid the risk of occupants-
 - (i) having their egress impeded; or
 - (ii) being trapped in the building; and
- (c) any stairways and ramps with-
 - (i) slip-resistant walking surfaces on-
 - (A) ramps; and
 - (B) stairway treads or near the edge of the nosing; and

DP1 amended by Amdt No. 4

Amdt 11

DP2(c)(v)
amended by
Amdt No. 1

DP3 amended by
Amdt No. 3

DP3

Where people could fall-

- (ii) suitable handrails where necessary to assist and provide stability to people using the stairway or ramp; and
 - (iii) suitable landings to avoid undue fatigue; and
 - (iv) landings where a door opens from or onto the stairway or ramp so that the door does not create an obstruction; and
 - (v) in the case of a stairway, suitable safe passage in relation to the nature, volume and frequency of likely usage.
- (a) 1 m or more-
 - (i) from a floor or roof or through an opening (other than through an openable *window*) in the *external wall* of a building; or
 - (ii) due to a sudden change of level within or associated with a building; or
 - (b) 4 m or more from a floor through an openable *window*,
a barrier must be provided which must be-
 - (c) continuous and extend for the full extent of the hazard; and
 - (d) of a height to protect people from accidentally falling from the floor or roof or through the opening; and
 - (e) constructed to prevent people from falling through the barrier; and
 - (f) capable of restricting the passage of children; and
 - (g) of strength and rigidity to withstand-
 - (i) the foreseeable impact of people; and
 - (ii) where appropriate, the static pressure of people pressing against it.

Limitations:

DP3 does not apply where such a barrier would be incompatible with the intended use of an area such as a stage, loading dock or the like.

DP3(f) does not apply to-

- (a) *fire-isolated stairways, fire-isolated ramps*, and other areas used primarily for emergency purposes, excluding external stairways and external ramps; and
- (b) Class 7 (other than *carparks*) and Class 8 buildings and parts of buildings containing those classes.

- DP4** *Exits* must be provided from a building to allow occupants to evacuate safely, with their number, location and dimensions being appropriate to-
- (a) the travel distance; and
 - (b) the number, mobility and other characteristics of occupants; and
 - (c) the function or use of the building; and
 - (d) the height of the building; and
 - (e) whether the *exit* is from above or below ground level.

- DP5** To protect evacuating occupants from a fire in the building *exits* must be fire isolated, to the degree necessary, appropriate to-
- (a) the number of *storeys* connected by the *exits*; and
 - (b) the *fire safety system* installed in the building; and
 - (c) the function or use of the building; and
 - (d) the number of *storeys* passed through by the *exits*; and
 - (e) *fire brigade* intervention.

DP5 amended by
Amdt No. 4

Application:
 DP7 only applies to-

- (a) a Class 3, 5, 6, 8 or 9 building; or
- (b) a Class 7 building other than a Class 7 *carpark* associated with a Class 2 building; or
- (c) a Class 10 building other than a Class 10 building associated with a Class 2 building or Class 4 part of a building.

DP8 Carparking spaces for use by people with disabilities must be-

- (a) provided, to the degree necessary, to give equitable access for carparking; and
- (b) designated and easy to find.

Limitation:
 DP8 does not apply to a building where-

- (a) a parking service is provided; and
- (b) direct access to any carparking spaces by the general public or occupants is not available.

DP9 An inbuilt communication system for entry, information, entertainment, or for the provision of a service, must be suitable for occupants who are hearing impaired.

Limitation:
 DP9 does not apply to-

- (a) a Class 2 building; or
- (b) a Class 4 part of a building; or
- (c) a Class 7 *carpark* associated with a Class 2 building; or
- (d) an inbuilt communication system used only for emergency warning purposes.

DP9 amended by
 Amdt No. 4

Amdt 11

PART D1 PROVISION FOR ESCAPE

Deemed-to-Satisfy Provisions

D1.0 Deemed-to-Satisfy Provisions

Performance Requirements DP1 to DP9 are satisfied by complying with-

D1.0(a) amended by Amdt No. 4

- (a) D1.1 to D1.16, D2.1 to D2.23 and D3.1 to D3.8; and
- (b) in a building containing an *atrium*, Part G3; and
- (c) for theatres, *stages* and public halls, Part H1.

D1.1 Application of Part

D1.1 amended by Amdt No. 3

The *Deemed-to-Satisfy Provisions* of this Part do not apply to the internal parts of a *sole-occupancy unit* in a Class 2 or 3 building or a Class 4 part of a building.

D1.2 amended by Amdt No. 11

D1.2 Number of exits required

- (a) **All buildings** - Every building must have at least one *exit* from each *storey*.
- (b) **Class 2 to 8 buildings** - In addition to any *horizontal exit*, not less than 2 *exits* must be provided from the following:
 - (i) Each *storey* if the building has an *effective height* of more than 25 m.
 - (ii) A Class 2 or 3 building subject to C1.5.
- (c) **Basements** - In addition to any *horizontal exit*, not less than 2 *exits* must be provided from any *storey* if egress from that *storey* involves a vertical rise within the building of more than 1.5 m, unless-
 - (i) the *floor area* of the *storey* is not more than 50 m²; and
 - (ii) the distance of travel from any point on the floor to a single *exit* is not more than 20 m.
- (d) **Class 9 buildings** - In addition to any *horizontal exit*, not less than 2 *exits* must be provided from the following:
 - (i) Each *storey* if the building has a *rise in storeys* of more than 6 or an *effective height* of more than 25 m.
 - (ii) Any *storey* which includes a *patient care area* in a Class 9a *health-care building*.

Amdt 11

Deemed-to-Satisfy Provisions

- (iii) Any storey that contains sleeping areas in a Class 9c aged care building.
 - (iv) Each storey in a Class 9b building used as an early childhood centre.
 - (v) Each storey in a primary or secondary school with a rise in storeys of 2 or more.
 - (vi) Any storey or mezzanine that accommodates more than 50 persons, calculated under D1.13.
- (e) **Exits from Class 9c aged care buildings and patient care areas in Class 9a health-care buildings** - In a Class 9a health-care building and a Class 9c aged care building, at least one exit must be provided from every part of a storey which has been divided into fire compartments in accordance with C2.2 or C2.5.
- (f) **Exits in open spectator stands** - In an open spectator stand containing more than one tier of seating, every tier must have not less than 2 stairways or ramps, each forming part of the path of travel to not less than 2 exits.
- (g) **Access to exits** - Without passing through another sole-occupancy unit every occupant of a storey or part of a storey must have access to-
- (i) an exit; or
 - (ii) at least 2 exits, if 2 or more exits are required.

NSW D1.2(d)(vii)

D1.3 When fire-isolated exits are required

- (a) **Class 2 and 3 buildings** - Every required exit must be fire-isolated unless it connects, passes through or passes by not more than-
- (i) 3 consecutive storeys in a Class 2 building; or
 - (ii) 2 consecutive storeys in a Class 3 building, and one extra storey may be included if-
 - (iii) it is only for the accommodation of motor vehicles or for other ancillary purposes; or
 - (iv) the building has a sprinkler system complying with Specification E1.5 installed throughout; or
 - (v) the required exit does not provide access to or egress for, and is separated from, the extra storey by construction having-
 - (A) an FRL of -/60/60, if non-loadbearing; and
 - (B) an FRL of 90/90/90, if loadbearing; and

D1.3 amended by Amdt No. 11

Deemed-to-Satisfy Provisions

- (C) no opening that could permit the passage of fire or smoke.
- (b) **Class 5 to 9 buildings** - Every *required exit* must be fire-isolated unless-
- (i) in a Class 9a *health-care building* - it connects, or passes through or passes by not more than 2 consecutive *storeys* in areas other than *patient care areas*; or
 - (ii) it is part of an *open spectator stand*; or
 - (iii) in any other case except in a Class 9c *aged care building*, it connects, passes through or passes by not more than 2 consecutive *storeys* and one extra *storey* may be included if-
 - (A) the building has a sprinkler system complying with Specification E1.5 installed throughout; or
 - (B) the *required exit* does not provide access to or egress for, and is separated from, the extra *storey* by construction having-
 - (aa) an FRL of -/60/60, if non-*loadbearing*; and
 - (bb) an FRL of 90/90/90 for Type A construction or 60/60/60 for Type B construction, if *loadbearing*; and
 - (cc) no opening that could permit the passage of fire or smoke.

D1.4 Exit travel distances

- (a) **Class 2 and 3 buildings** -
- (i) The entrance doorway of any *sole-occupancy unit* must be not more than-
 - (A) 6 m from an *exit* or from a point from which travel in different directions to 2 *exits* is available; or
 - (B) 20 m from a single *exit* serving the *storey* at the level of egress to a road or *open space*; and
 - (ii) no point on the floor of a room which is not in a *sole-occupancy unit* must be more than 20 m from an *exit* or from a point at which travel in different directions to 2 *exits* is available.
- (b) **Class 4 parts** - The entrance doorway to any Class 4 part must be not more than 6 m from an *exit* or a point from which travel in different directions to 2 *exits* is available.

Deemed-to-Satisfy Provisions

- (c) **Class 5 to 9 buildings** - Subject to (d), (e) and (f)-
- (i) no point on a floor must be more than 20 m from an *exit*, or a point from which travel in different directions to 2 *exits* is available, in which case the maximum distance to one of those *exits* must not exceed 40 m; and
 - (ii) in a Class 5 or 6 building, the distance to a single *exit* serving a *storey* at the level of access to a road or *open space* may be increased to 30 m.
- (d) **Class 9a buildings** - In a *patient care area* in a Class 9a building-
- (i) no point on the floor must be more than 12 m from a point from which travel in different directions to 2 of the *required exits* is available; and
 - (ii) the maximum distance to one of those *exits* must not be more than 30 m from the starting point.
- (e) **Open spectator stands** - The distance of travel to an *exit* in a Class 9b building used as an *open spectator stand* must be not more than 60 m.
- (f) **Assembly buildings** - In a Class 9b building other than a *school* or *early childhood centre*, the distance to one of the *exits* may be 60 m if-
- (i) the path of travel from the room concerned to that *exit* is through another area which is a corridor, hallway, lobby, ramp or other circulation space; and
 - (ii) the room is smoke-separated from the circulation space by construction having an FRL of not less than 60/60/60 with every doorway in that construction protected by a tight fitting, *self-closing*, solid-core door not less than 35 mm thick; and
 - (iii) the maximum distance of travel does not exceed 40 m within the room and 20 m from the doorway to the room through the circulation space to the *exit*.

Vic D1.4(d)

Amdt 11

Deemed-to-Satisfy Provisions

D1.5 amended by
Amdt No. 11

D1.5 Distance between alternative exits

Exits that are *required* as alternative means of egress must be-

- (a) distributed as uniformly as practicable within or around the *storey* served and in positions where unobstructed access to at least 2 *exits* is readily available from all points on the floor including lift lobby areas; and
- (b) not less than 9 m apart; and
- (c) not more than-
 - (i) in a Class 2 or 3 building - 45 m apart; or
 - (ii) in a Class 9a *health-care building*, if such *required exit* serves a *patient care area* - 45 m apart; or
 - (iii) in all other cases - 60 m apart; and
- (d) located so that alternative paths of travel do not converge such that they become less than 6 m apart.

D1.6 amended by
Amdt No. 11

D1.6 Dimensions of exits and paths of travel to exits

In a *required exit* or path of travel to an *exit*-

- (a) the unobstructed height throughout must be not less than 2 m, except the unobstructed height of any doorway may be reduced to not less than 1980 mm; and
- (b) the unobstructed width of each *exit* or path of travel to an *exit*, except for doorways, must be not less than-
 - (i) 1 m; or
 - (ii) 1.8 m in a passageway, corridor or ramp normally used for the transportation of patients in beds within a *treatment area* or *ward area*; and
 - (iii) in a *public corridor* in a Class 9c *aged care building*, notwithstanding (c) and (d)-
 - (A) 1.5 m; and
 - (B) 1.8 m for the full width of the doorway, providing access into a *sole-occupancy unit* or communal bathroom, and

Deemed-to-Satisfy Provisions

- (c) if the *storey* or *mezzanine* accommodates more than 100 persons but not more than 200 persons, the aggregate unobstructed width, except for doorways, must be not less than-
- (i) 1 m plus 250 mm for each 25 persons (or part) in excess of 100; or
 - (ii) 1.8 m in a passageway, corridor or ramp normally used for the transportation of patients in beds within a *treatment area* or *ward area*; and
- (d) if the *storey* or *mezzanine* accommodates more than 200 persons, the aggregate unobstructed width, except for doorways, must be increased to-
- (i) 2 m plus 500 mm for every 60 persons (or part) in excess of 200 persons if egress involves a change in floor level by a stairway or ramp with a gradient steeper than 1 in 12; or
 - (ii) in any other case, 2 m plus 500 mm for every 75 persons (or part) in excess of 200; and
- (e) in an *open spectator stand* which accommodates more than 2000 persons, the aggregate unobstructed width, except for doorways, must be increased to 17 m plus a width (in metres) equal to the number in excess of 2000 divided by 600; and
- (f) the unobstructed width of a doorway must be not less than-
- (i) in *patient care areas* through which patients would normally be transported in beds, if the doorway provides access to, or from, a corridor of width-
 - (A) less than 2.2 m - 1200 mm; or
 - (B) 2.2 m or greater - 1070 mm; and
 where the doorway is fitted with two leaves and one leaf is secured in the closed position in accordance with D2.21(f), the other leaf must permit an unobstructed opening not less than 800 mm wide; or
 - (ii) in *patient care areas* in a *horizontal exit* - 1250 mm; or
 - (iii) the unobstructed width of each *exit* provided to comply with (b), (c), (d) or (e), minus 250 mm; or
 - (iv) in a Class 9c *aged care building*-
 - (A) 1070 mm where it opens from a *public corridor* to a *sole-occupancy unit*; or
 - (B) 870 mm in other *resident use areas*; or
- Vic D1.6(f)(iv)

Deemed-to-Satisfy Provisions

- (C) 800 mm in non-resident use areas; or
- (v) in any other case except where it opens to a *sanitary compartment* or bathroom - 750 mm wide; and
- (g) the unobstructed width of a *required exit* must not diminish in the direction of travel to a road or *open space*, except where the width is increased in accordance with (b)(ii) or (f)(i).

NSW D1.6(f)(vi)

NSW D1.6(h)

D1.7 Travel via fire-isolated exits

- (a) A doorway from a room must not open directly into a stairway, passageway or ramp that is *required* to be fire-isolated unless it is from-
 - (i) a *public corridor*, public lobby or the like; or
 - (ii) a *sole-occupancy unit* occupying all of a *storey*; or
 - (iii) a *sanitary compartment*, airlock or the like.
- (b) Each *fire-isolated stairway* or *fire-isolated ramp* must provide independent egress from each *storey* served and discharge directly, or by way of its own *fire-isolated passageway*-
 - (i) to a road or *open space*; or
 - (ii) to a point-
 - (A) in a *storey* or space, within the confines of the building, that is used only for pedestrian movement, car parking or the like and is open for at least 2/3 of its perimeter; and
 - (B) from which an unimpeded path of travel, not further than 20 m, is available to a road or *open space*; or
 - (iii) into a covered area that-
 - (A) adjoins a road or *open space*; and
 - (B) is open for at least 1/3 of its perimeter; and
 - (C) has an unobstructed clear height throughout, including the perimeter openings, of not less than 3 m; and
 - (D) provides an unimpeded path of travel from the point of discharge to the road or *open space* of not more than 6 m.

D1.7(a)(i) amended by Amdt No. 3

D1.7(b)(ii)(A) amended by Amdt No. 3

Amdt 11

Deemed-to-Satisfy Provisions

- (c) Where travel from the point of discharge necessitates passing within 6 m of any part of an *external wall* of the same building, measured at right angles to the path of travel, that part of the wall must have-
- (i) an FRL of at least 60/60/60; and
 - (ii) any openings protected internally in accordance with C3.4.
- (d) If more than 2 access doorways, not from a *sanitary compartment* or the like, open to a *required* fire-isolated exit in the same storey-
- (i) a smoke lobby in accordance with D2.6 must be provided; or
 - (ii) the *exit* must be pressurised in accordance with AS/NZS 1668.1.
- (e) A ramp must be provided at any change in level less than 600 mm in a *fire-isolated passageway* in a Class 9 building.

D1.7(d)(ii)
amended by
Amdt No. 4

D1.8 External stairways or ramps in lieu of fire-isolated exits

D1.8 amended by
Amdt No. 4

- (a) An external stairway or ramp may serve as a *required exit* in lieu of a fire-isolated *exit* serving a storey below an *effective height* of 25 m, if the stairway or ramp is-
- (i) *non-combustible* throughout; and
 - (ii) protected in accordance with (c) if it is within 6 m of, and exposed to any part of the *external wall* of the building it serves.
- (b) For the purposes of this clause-
- (i) exposure under (a)(ii), is measured in accordance with Clause 2.1 of Specification C1.1, as if the *exit* was a building element and the *external wall* of the building was a *fire-source feature* to the *exit*, except that the FRL *required* in Clause 2.1(a)(i) must not be less than 60/60/60; and
 - (ii) the plane formed at the construction edge or perimeter of an unenclosed building or part such as an *open-deck carpark*, *open spectator stand* or the like, is deemed to be an *external wall*; and
 - (iii) openings in an *external wall* and openings under (c) and (d), are determined in accordance with C3.1.

Deemed-to-Satisfy Provisions

- (c) The protection referred to in (a)(ii), must adequately protect occupants using the *exit* from exposure to a fire within the building, in accordance with one of the following methods:
- (i) The part of the *external wall* of the building to which the *exit* is exposed must have-
 - (A) an FRL of not less than 60/60/60; and
 - (B) no openings less than 3 m from the *exit* (except a doorway serving the *exit* protected by a -/60/30 fire door in accordance with C3.8(a)); and
 - (C) any opening 3 m or more but less than 6 m from the *exit*, protected in accordance with C3.4 and if wall wetting sprinklers are used, they are located internally.
 - (ii) The *exit* must be protected from-
 - (A) any part of the *external wall* of the building having an FRL of less than 60/60/60; and
 - (B) any openings in the *external wall*,
by the construction of a wall, roof, floor or other shielding element as appropriate in accordance with (d).
- (d) The wall, roof, floor or other shielding element *required* by (c)(ii) must-
- (i) have an FRL of not less than 60/60/60; and
 - (ii) have no openings less than 3 m from the *external wall* of the building (except a doorway serving the *exit* protected by a -/60/30 fire door in accordance with C3.8(a)); and
 - (iii) have any opening 3 m or more but less than 6 m from any part of the *external wall* of the building protected in accordance with C3.4 and if wall wetting sprinklers are used, they are located on the side exposed to the *external wall*.

Deemed-to-Satisfy Provisions

D1.9 Travel by non-fire-isolated stairways or ramps

D1.9(a) amended by Amdt No. 8

- (a) A *non-fire-isolated stairway* or *non-fire-isolated ramp* serving as a *required exit* must provide a continuous means of travel by its own *flights* and landings from every *storey* served to the level at which egress to a road or *open space* is provided.
- (b) In a Class 2, 3 or 4 building, the distance between the doorway of a room or *sole-occupancy unit* and the point of egress to a road or *open space* by way of a stairway or ramp that is not fire-isolated and is *required* to serve that room or *sole-occupancy unit* must not exceed-
- (i) 30 m in a building of Type C construction; or
 - (ii) 60 m in all other cases.
- (c) In a Class 5 to 9 building, the distance from any point on a floor to a point of egress to a road or *open space* by way of a *required non-fire-isolated stairway* or *non-fire-isolated ramp* must not exceed 80 m.
- (d) In a Class 2, 3 or 9a building, a *required non-fire-isolated stairway* or *non-fire-isolated ramp* must discharge at a point not more than-
- (i) 15 m from a doorway providing egress to a road or *open space* or from a *fire-isolated passageway* leading to a road or *open space*; or
 - (ii) 30 m from one of 2 such doorways or passageways if travel to each of them from the *non-fire-isolated stairway* or *non-fire-isolated ramp* is in opposite or approximately opposite directions.
- (e) In a Class 5 to 8 or 9b building, a *required non fire-isolated stairway* or *non fire-isolated ramp* must discharge at a point not more than-
- (i) 20 m from a doorway providing egress to a road or *open space* or from a *fire-isolated passageway* leading to a road or *open space*; or
 - (ii) 40 m from one of 2 such doorways or passageways if travel to each of them from the *non-fire-isolated stairway* or *non-fire-isolated ramp* is in opposite or approximately opposite directions.

Deemed-to-Satisfy Provisions

- (f) In a Class 2 or 3 building, if 2 or more *exits* are *required* and are provided by means of internal *non-fire-isolated stairways* or *non-fire-isolated ramps*, each *exit* must-
 - (i) provide separate egress to a road or *open space*; and
 - (ii) be suitably smoke-separated from each other at the level of discharge.

D1.10 Discharge from exits

- (a) An *exit* must not be blocked at the point of discharge and where necessary, suitable barriers must be provided to prevent vehicles from blocking the *exit*, or access to it.
- (b) If a *required exit* leads to an *open space*, the path of travel to the road must have an unobstructed width throughout of not less than-
 - (i) the minimum width of the *required exit*; or
 - (ii) 1 m,
 whichever is the greater.
- (c) If an *exit* discharges to *open space* that is at a different level than the public road to which it is connected, the path of travel to the road must be by-
 - (i) a ramp or other incline having a gradient not steeper than 1:8 at any part, or not steeper than 1:14 if *required* by the *Deemed-to-Satisfy Provisions* of Part D3; or
 - (ii) except if the *exit* is from a Class 9a building, a stairway complying with the *Deemed-to-Satisfy Provisions* of the BCA.

D1.10(c)(i) and (ii) amended by Amdt No. 2

NSW D1.10(f)

- (d) The discharge point of alternative *exits* must be located as far apart as practical.
- (e) In a Class 9b building which is an *open spectator stand* that accommodates more than 500 persons, a *required* stairway or *required* ramp must not discharge to the ground in front of the stand.
- (f) In a Class 9b building containing an auditorium which accommodates more than 500 persons, not more than 2/3 of the *required* width of *exits* must be located in the main entrance foyer.

D1.11 Horizontal exits

D1.11 amended by Amdt No. 11

- (a) *Horizontal exits* must not be counted as *required exits*-
 - (i) between *sole-occupancy units*; or

Amdt 11

Deemed-to-Satisfy Provisions

- (ii) in a Class 9b building used as an *early childhood centre*, primary or secondary *school*.
- (b) In a Class 9a *health-care building* or Class 9c *aged care building*, *horizontal exits* may be counted as *required exits* if the path of travel from a *fire compartment* leads by one or more *horizontal exits* directly into another *fire compartment* which has at least one *required exit* which is not a *horizontal exit*.
- (c) In cases other than in (b), *horizontal exits* must not comprise more than half of the *required exits* from any part of a *storey* divided by a *fire wall*.
- (d) *Horizontal exits* must have a clear area on the side of the *fire wall* to which occupants are evacuating, to accommodate the total number of persons (calculated under D1.13) served by the *horizontal exit* of not less than-
 - (i) 2.5 m² per patient/resident in a Class 9a *health-care building* or Class 9c *aged care building*; and
 - (ii) 0.5 m² per person in any other case.
- (e) Where a *fire compartment* is provided with only two *exits*, and one of those *exits* is a *horizontal exit*, the clear area *required* by (d) is to be of a size that accommodates all the occupants from the *fire compartment* being evacuated.
- (f) The clear area *required* by (d) must be connected to the *horizontal exit* by an unobstructed path that has at least the dimensions *required* for the *horizontal exit* and may include the area of the unobstructed path.

D1.12 Non-required stairways, ramps or escalators

D1.12 amended
by Amdt No. 11

An escalator, moving walkway or non-*required non fire-isolated stairway* or pedestrian ramp-

- (a) must not be used in a *patient care area* in a Class 9a *health-care building* or a *resident use area* in a Class 9c *aged care building*; and
- (b) may connect any number of *storeys* if it is-
 - (i) in an *open spectator stand* or indoor sports stadium; or
 - (ii) in a *carpark* or an *atrium*; or
 - (iii) outside a building; or
 - (iv) in a Class 5 or 6 building that is sprinklered throughout, where the escalator, walkway, stairway or ramp complies with Specification D1.12; and

Deemed-to-Satisfy Provisions

- (c) except where permitted in (b) must not connect more than-
 - (i) 3 *storeys* if each of those *storeys* is provided with a sprinkler system complying with Specification E1.5 throughout; or
 - (ii) 2 *storeys*,
provided that in each case, those *storeys* must be consecutive, and one of those *storeys* is situated at a level at which there is direct egress to a road or *open space*; and
- (d) except where permitted in (b) or (c), must not connect, directly or indirectly, more than 2 *storeys* at any level in a Class 5, 6, 7, 8 or 9 building and those *storeys* must be consecutive.

D1.13 Number of persons accommodated

The number of persons accommodated in a *storey*, room or *mezzanine* must be determined with consideration to the purpose for which it is used and the layout of the *floor area* by-

- (a) calculating the sum of the numbers obtained by dividing the *floor area* of each part of the *storey* by the number of square metres per person listed in Table D1.13 according to the use of that part, excluding spaces set aside for-
 - (i) lifts, stairways, ramps and escalators, corridors, hallways, lobbies and the like; and
 - (ii) service ducts and the like, *sanitary compartments* or other ancillary uses; or
- (b) reference to the seating capacity in an *assembly building* or room; or
- (c) any other suitable means of assessing its capacity.

Deemed-to-Satisfy Provisions

**Table D1.13
amended by
Amdt No. 11**

Table D1.13	
AREA PER PERSON ACCORDING TO USE	
Type of use	m² per person
Art gallery, exhibition area, museum	4
Bar	0.5
-bar standing	1
-other	1
Board room	2
Boarding house	15
Cafe, church, dining room	1
<i>Carpark</i>	30
Computer room	25
Court room	10
-judicial area	1
-public seating	0.5
Dance floor	5
Dormitory	4
<i>Early childhood centre</i>	4
Factory -	5
(a) machine shop, fitting shop or like place for cutting, for cutting, grading, finishing or fitting of metals or glass, except in the fabrication of structural steelwork or manufacture of vehicles or bulky products	50
(b) areas used for fabrication and processing other than those in (a)	Area per person determined by the use of the plant or equipment
(c) a space in which the layout and natural use of fixed plant or equipment determines the number of persons who will occupy the space during working hours	3
Gymnasium	15
Hostel, hotel, motel, guest house	10
Indoor sports stadium - arena	1
Kiosk	10
Kitchen, laboratory, laundry	2
Library	30
- reading space	10
- storage space	30
Office, including one for typewriting or document copying	10
<i>Patient care areas</i>	10
Plant room	30
-ventilation, electrical or other service units	50
-boilers or power plant	2
Reading room	1
Restaurant	1

Amdt 11

Deemed-to-Satisfy Provisions

Table D1.13	
AREA PER PERSON ACCORDING TO USE (Continued)	
Type of use	m² per person
<i>School</i>	
- general classroom	2
- multi-purpose hall	1
- staff room	10
- trade and practical area	
-primary	4
-secondary	As for workshop
<i>Shop</i>	
- space for sale of goods-	
(a) at a level entered direct from the open air or any lower level	3
(b) all other levels	5
<i>Showroom</i>	
- display area, covered mall or arcade	5
<i>Skating rink, based on rink area</i>	1.5
<i>Spectator stand, audience viewing area:</i>	
- standing viewing area	0.3
- removable seating	1
- fixed seating (number of seats)	
- bench seating (450 mm/person)	
<i>Storage space</i>	30
<i>Swimming pool, based on pool area</i>	1.5
<i>Switch room, transformer room</i>	30
<i>Telephone exchange</i>	30
- private	
<i>Theatre and public hall</i>	1
<i>Theatre dressing room</i>	4
<i>Transport terminal</i>	2
<i>Workshop</i>	
- for maintenance staff	30
- for manufacturing processes	As for Factory
Notes to table:	
Bar standing is the area used by standing patrons and extends not less than 1.5m wide from the outside edge of the bar top for the length of the serving area of the bar.	

NSW Table D1.13

Amdt 11

D1.14 Measurement of distances

The nearest part of an *exit* means in the case of-

- (a) a *fire-isolated stairway, fire-isolated passageway, or fire-isolated ramp*, the nearest part of the doorway providing access to them; and
- (b) a *non-fire-isolated stairway*, the nearest part of the nearest riser; and
- (c) a *non-fire-isolated ramp*, the nearest part of the junction of the floor of the ramp and the floor of the *storey*; and

Deemed-to-Satisfy Provisions

- (d) a doorway opening to a road or *open space*, the nearest part of the doorway; and
- (e) a *horizontal exit*, the nearest part of the doorway.

D1.15 Method of measurement

The following rules apply:

- (a) In the case of a room that is not a *sole-occupancy unit* in a Class 2 or 3 building or Class 4 part, the distance includes the straight-line measurement from any point on the floor of the room to the nearest part of a doorway leading from it, together with the distance from that part of the doorway to the single *required exit* or point from which travel in different directions to 2 *required exits* is available.
- (b) Subject to (d), the distance from the doorway of a *sole-occupancy unit* in a Class 2 or 3 building or a Class 4 part is measured in a straight line to the nearest part of the *required* single *exit* or point from which travel in different directions to 2 *required exits* is available.
- (c) Subject to (d), the distance between *exits* is measured in a straight line between the nearest parts of those *exits*.
- (d) Only the shortest distance is taken along a corridor, hallway, external balcony or other path of travel that curves or changes direction.
- (e) If more than one corridor, hallway, or other internal path of travel connects *required exits*, the measurement is along the path of travel through the point at which travel in different directions to those *exits* is available.
- (f) If a wall (including a demountable *internal wall*) that does not bound-
 - (i) a room; or
 - (ii) a corridor, hallway or the like,
 causes a change of direction in proceeding to a *required exit*, the distance is measured along the path of travel past that wall.
- (g) If permanent fixed seating is provided, the distance is measured along the path of travel between the rows of seats.
- (h) In the case of a non *fire-isolated stairway* or non *fire-isolated ramp*, the distance is measured along a line connecting the nosings of the treads, or along the slope of the ramp, together with the distance connecting those lines across any intermediate landings.

*Deemed-to-Satisfy Provisions***D1.16 Plant rooms and lift motor rooms:
Concession**

- (a) Where a plant room or lift motor room has a *floor area*-
- (i) not more than 100 m², a ladder may be used in lieu of a stairway from each point of egress from the room; or
 - (ii) more than 100 m² and not more than 200 m², and where two or more points of egress are provided from the room, a ladder may be used in lieu of a stairway from all but one of those points.
- (b) A ladder permitted under (a)-
- (i) may form part of an *exit* provided that in the case of a *fire-isolated stairway* it is contained within the *shaft*; or
 - (ii) may discharge within a *storey* in which case it must be considered as forming part of the path of travel; and
 - (iii) must comply with-
 - (A) AS 1657 for a plant room; and
 - (B) AS 1735.2 for a lift motor room.

ACT D1.101

Amdt 11

PART D2 CONSTRUCTION OF EXITS

Deemed-to-Satisfy Provisions

D2.0 Deemed-to-Satisfy Provisions

Performance Requirements DP1 to DP9 are satisfied by complying with-

D2.0(a) amended by Amdt No. 4

- (a) D1.1 to D1.16, D2.1 to D2.23 and D3.1 to D3.8; and
- (b) in a building containing an *atrium*, Part G3; and
- (c) for theatres, *stages* and public halls, Part H1.

NSW D2.1

D2.1 Application of Part

D2.1 amended by Amdt No. 8

Except for-

- (a) D2.13, D2.14(a) and D2.16, the *Deemed-to-Satisfy Provisions* of this Part do not apply to the internal parts of a *sole-occupancy unit* in a Class 3 building; and
- (b) D2.13, D2.14(a), D2.16 and D2.18, the *Deemed-to-Satisfy Provisions* of this Part do not apply to the internal parts of a *sole-occupancy unit* in a Class 2 building or Class 4 part.

D2.2 Fire-isolated stairways and ramps

A stairway or ramp (including any landings) that is *required* to be within a *fire-resisting shaft* must be constructed-

- (a) of *non-combustible* materials; and
- (b) so that if there is local failure, it will not cause structural damage to, or impair the fire-resistance of, the *shaft*.

D2.3 Non-fire-isolated stairways and ramps

D2.3 amended by Amdt No. 3

In a building having a rise in *storeys* of more than 2, *required* stairs and ramps (including landings and any supporting building elements) which are not *required* to be within a *fire-resisting shaft*, must be constructed according to D2.2, or only of-

- (a) reinforced or prestressed concrete; or
- (b) steel in no part less than 6 mm thick; or
- (c) timber that-
 - (i) has a finished thickness of not less than 44 mm; and
 - (ii) has an average density of not less than 800 kg/m³ at a moisture content of 12%; and

Deemed-to-Satisfy Provisions

- (iii) has not been joined by means of glue unless it has been laminated and glued with resorcinol formaldehyde or resorcinol phenol formaldehyde glue.

D2.4 Separation of rising and descending stair flights

If a stairway serving as an *exit* is required to be fire-isolated-

- (a) there must be no direct connection between-
 - (i) a *flight* rising from a *storey* below the lowest level of access to a road or *open space*; and
 - (ii) a *flight* descending from a *storey* above that level; and
- (b) any construction that separates or is common to the rising and descending *flights* must be-
 - (i) *non-combustible*; and
 - (ii) smoke proof in accordance with C2.5(d).

D2.5 Open access ramps and balconies

Where an open access ramp or balcony is provided to meet the smoke hazard management requirements of Table E2.2a, it must-

- (a) have ventilation openings to the outside air which-
 - (i) have a total unobstructed area not less than the *floor area* of the ramp or balcony; and
 - (ii) are evenly distributed along the open sides of the ramp or balcony; and
- (b) not be enclosed on its open sides above a height of 1 m except by an open grille or the like having a free air space of not less than 75% of its area.

D2.6 Smoke lobbies

A smoke lobby *required* by D1.7 must-

- (a) have a *floor area* not less than 6 m²; and
- (b) be separated from the occupied areas in the *storey* by walls which are impervious to smoke, and-
 - (i) have an FRL of not less than 60/60/- (which may be fire-protective grade plasterboard, gypsum block with set plaster, face brickwork, glass blocks or glazing); and

D2.4 amended by
Amdt No. 8

D2.5 amended by
Amdt No. 5

Amdt 11

Deemed-to-Satisfy Provisions

- (ii) extend from slab to slab, or to the underside of a ceiling with a *resistance to the incipient spread of fire* of 60 minutes which covers the lobby; and
- (iii) any construction joints between the top of the walls and the floor slab, roof or ceiling must be smoke sealed with intumescent putty or other suitable material; and
- (c) at any opening from the occupied areas, have smoke doors complying with Clause 3 of Specification C3.4 except that the smoke sensing device need only be located on the approach side of the opening; and
- (d) be pressurised as part of the *exit* if the *exit* is *required* to be pressurised under E2.2.

D2.7 Installations in exits and paths of travel

D2.7(b) amended by Amdt No. 5

- (a) Access to service *shafts* and services other than to fire-fighting or detection equipment as permitted in the *Deemed-to-Satisfy Provisions* of Section E, must not be provided from a *fire-isolated stairway*, *fire-isolated passageway* or *fire-isolated ramp*.
- (b) An opening to any chute or duct intended to convey hot products of combustion from a boiler, incinerator, fireplace or the like, must not be located in any part of a *required exit* or any corridor, hallway, lobby or the like leading to a *required exit*.
- (c) Gas or other fuel services must not be installed in a *required exit*.

D2.7(d) amended by Amdt No. 1

- (d) Services or equipment comprising-
 - (i) electricity meters, distribution boards or ducts; or
 - (ii) central telecommunications distribution boards or equipment; or
 - (iii) electrical motors or other motors serving equipment in the building,
 may be installed in-
 - (iv) a *required exit*, except for fire-isolated *exits* specified in (a); or
 - (v) in any corridor, hallway, lobby or the like leading to a *required exit*,
 if the services or equipment are enclosed by *non-combustible* construction or a *fire-protective covering* with doorways or openings suitably sealed against smoke spreading from the enclosure.

Deemed-to-Satisfy Provisions

- (e) Electrical wiring may be installed in a fire-isolated *exit* if the wiring is associated with-
- (i) a lighting, detection, or pressurisation system serving the *exit*; or
 - (ii) a security, surveillance or management system serving the *exit*; or
 - (iii) an intercommunication system or an audible or visual alarm system in accordance with D2.22; or
 - (iv) the monitoring of hydrant or sprinkler isolating valves.

D2.7(e) amended by Amdt No. 7

D2.8 Enclosure of space under stairs and ramps

- (a) **Fire-isolated stairways and ramps** - If the space below a *required fire-isolated stairway* or *fire-isolated ramp* is within the fire-isolated *shaft*, it must not be enclosed to form a cupboard or similar enclosed space.
- (b) **Non fire-isolated stairways and ramps** - The space below a *required non fire-isolated stairway* (including an external stairway) or *non fire-isolated ramp* must not be enclosed to form a cupboard or other enclosed space unless-
- (i) the enclosing walls and ceilings have an FRL of not less than 60/60/60; and
 - (ii) any access doorway to the enclosed space is fitted with a *self-closing* - /60/30 fire door.

D2.9 Width of stairways

- (a) The *required* width of a stairway must-
- (i) be measured clear of all obstructions such as handrails, projecting parts of balustrades or other barriers and the like; and
 - (ii) extend without interruption, except for ceiling cornices, to a height not less than 2 m vertically above a line along the nosings of the treads or the floor of the landing.
- (b) A *required* stairway that exceeds 2 m in width is counted as having a width of only 2 m unless it is divided by a handrail, balustrade or other barrier continuous between landings and each division is less than 2 m wide.

D2.9 amended by Amdt No. 5

Deemed-to-Satisfy Provisions

D2.10(b)
amended by
Amdt No. 4

D2.10 Pedestrian ramps

- (a) A *fire-isolated ramp* may be substituted for a *fire-isolated stairway* if the construction enclosing the *ramp* and the width and ceiling height comply with the requirements for a *fire-isolated stairway*.
- (b) A ramp serving as a *required exit* must-
 - (i) where the ramp is also serving as an *accessible ramp* under Part D3, be in accordance with AS 1428.1; or
 - (ii) in any other case, have a gradient not steeper than 1:8.
- (c) The floor surface of a ramp must have a non-slip finish.

D2.11 Fire-isolated passageways

- (a) The enclosing construction of a *fire-isolated passageway* must be *non-combustible* and have an FRL when tested for a fire outside the passageway in another part of the building of-
 - (i) if the passageway discharges from a *fire-isolated stairway* or *ramp* - not less than that *required* for the stairway or ramp *shaft*; or
 - (ii) in any other case - not less than 60/60/60.
- (b) Notwithstanding (a)(ii), the top construction of a *fire-isolated passageway* need not have an FRL if the walls of the *fire-isolated passageway* extend to the underside of-
 - (i) a *non-combustible* roof covering; or
 - (ii) a ceiling having a *resistance to the incipient spread of fire* of not less than 60 minutes separating the roof space or ceiling space in all areas surrounding the passageway within the *fire compartment*.

D2.12 Roof as open space

If an *exit* discharges to a roof of a building, the roof must-

- (a) have an FRL of not less than 120/120/120; and
- (b) not have any rooflights or other openings within 3 m of the path of travel of persons using the *exit* to reach a road or *open space*.

Amdt 11

*Deemed-to-Satisfy Provisions***D2.13 Goings and risers**

A stairway must have-

- (a) not more than 18 nor less than 2 risers in each *flight*; and
- (b) except as permitted by (i), going (G), riser (R) and quantity (2R + G) in accordance with Table D2.13; and
- (c) except as permitted by (i), goings and risers that are constant throughout in one *flight*; and
- (d) risers which do not have any openings that would allow a 125 mm sphere to pass through between the treads; and
- (e) treads which have a non-slip finish or an adequate non-skid strip near the edge of the nosings; and
- (f) treads of solid construction (not mesh or other perforated material) if the stairway is more than 10 m high or connects more than 3 *storeys*; and
- (g) in a Class 9b building - not more than 36 risers in consecutive *flights* without a change in direction of at least 30°; and
- (h) in the case of a *required* stairway, no winders in lieu of a landing; and
- (i) in the case of a *non-required* stairway-
 - (i) not more than 3 winders in lieu of a quarter landing; and
 - (ii) not more than 6 winders in lieu of a half landing; and
 - (iii) the going of all straight treads must be constant throughout the same *flight*; and
 - (iv) the going of all winders in lieu of a quarter or half landing may vary from the going of the straight treads within the same *flight* provided that the going of all such winders is constant.

D2.13 amended
by Amdt No. 8

NSW
D2.13(j),(k),(l)

Amdt 11

Deemed-to-Satisfy Provisions

Table D2.13
amended by
Amdt No. 8

Table D2.13 RISER AND GOING DIMENSIONS (mm)							
	Riser (R)		Going (G) ^(b)		Quantity (2R+G)		
	Max	Min	Max	Min	Max	Min	
Public stairways	190	115	355	250	700	550	
Private stairways ^(a)	190	115	355	240	700	550	

Note:

(a) Private stairways are-

- (i) stairways in a *sole-occupancy unit* in a Class 2 building or Class 4 part; and
- (ii) in any building, stairways which are not part of a *required exit* and to which the public do not normally have access.

(b) The going in tapered treads (except winders in lieu of a quarter or half landing) in a curved or spiral stairway is measured-

- (i) 270 mm in from the outer side of the unobstructed width of the stairway if the stairway is less than 1 m wide (applicable to a non-*required* stairway only); and
- (ii) 270 mm from each side of the unobstructed width of the stairway if the stairway is 1 m wide or more.

Amdt 11

D2.14 Landings

D2.14 amended
by Amdt No. 8

In a stairway-

- (a) landings having a maximum gradient of 1:50 may be used in any building to limit the number of risers in each *flight* and each landing must-
 - (i) be not less than 750 mm long, and where this involves a change in direction, the length is measured 500 mm from the inside edge of the landing; and

Deemed-to-Satisfy Provisions

- (ii) have a non-slip finish throughout or an adequate non-skid strip near the edge of the landing where it leads to a *flight* below; and
- (b) in a Class 9a building-
 - (i) the area of any landing must be sufficient to move a stretcher, 2 m long and 600 mm wide, at a gradient not more than the gradient of the stairs, with at least one end of the stretcher on the landing while changing direction between *flights*; or
 - (ii) the stair must have a change of direction of 180°, and the landing a clear width of not less than 1.6 m and a clear length of not less than 2.7 m.

D2.15 Thresholds

The threshold of a doorway must not incorporate a step or ramp at any point closer to the doorway than the width of the door leaf unless-

- (a) in *patient care areas* in a Class 9a *health-care building*, the door sill is not more than 25 mm above the finished floor level to which the doorway opens; or
- (b) in a Class 9c *aged care building*, a ramp is provided with a maximum gradient of 1 in 8 for a maximum height of 25 mm over the threshold; or
- (c) in other cases-
 - (i) the doorway opens to a road or *open space*, external stair landing or external balcony; and
 - (ii) the door sill is not more than 190 mm above the finished surface of the ground, balcony, or the like, to which the doorway opens.

D2.16 Balustrades or other barriers

- (a) A continuous balustrade or other barrier must be provided along the side of any roof to which public access is provided, any stairway or ramp, any floor, corridor, hallway, balcony, verandah, *mezzanine*, access bridge or the like and along the side of any path of access to a building, if-
 - (i) it is not bounded by a wall; and

D2.15 amended by Amdt No. 11

NSW D2.15(c),(d)

D2.16 amended by Amdt No. 7

Amdt 11

Deemed-to-Satisfy Provisions

**D2.16(f) amended
by Amdt No. 8**

- (ii) its level above the surface beneath, is more than-
 - (A) 4 m where it is possible for a person to fall through an openable *window*; or
 - (B) 1 m in any other case,
 except at the perimeter of a *stage*, rigging loft, loading dock or areas referred to in D2.18.
- (b) A balustrade or other barrier in-
 - (i) *fire-isolated stairways*, *fire-isolated ramps* and other areas used primarily for emergency purposes, excluding external stairways and external ramps; and
 - (ii) Class 7 (other than *carparks*) and Class 8 buildings and parts of buildings containing those classes, must comply with (f) and (g)(i).
- (c) A balustrade or other barrier in stairways and ramps, other than those covered in (b), must comply with (f) and (g)(ii).
- (d) A balustrade or other barrier along the side of a horizontal or near horizontal surface such as a-
 - (i) roof to which public access is provided and any path of access to a building; and
 - (ii) floor, corridor, hallway, balcony, verandah, *mezzanine*, access bridge or the like, must comply with (f) and (g)(ii).
- (e) A balustrade or other barrier in front of fixed seating on a *mezzanine* or balcony within an auditorium in a Class 9b building must comply with (f)(iv) and (g)(ii).
- (f) The height of a balustrade or other barrier must be constructed in accordance with the following:
 - (i) The height is not less than 865 mm above the nosings of the stair treads or the floor of a ramp or other path of travel with a gradient not less than 1:20.
 - (ii) The height is not less than-
 - (A) 1 m above the floor of any access path, balcony, landing or the like where the path of travel has a gradient less than 1:20; or
 - (B) 865 mm above the floor of a landing to a stair or ramp where the balustrade or other barrier is provided along the inside edge of the landing and does not exceed a length of 500 mm; or
 - (C) 865 mm above the floor beneath an openable *window*.

Deemed-to-Satisfy Provisions

- (iii) A transition zone may be incorporated where the balustrade or other barrier height changes from 865 mm on the stair *flight* or ramp to 1 m at the landing.
- (iv) For a balustrade or other barrier provided under (e), the height above the floor must be not less than-
 - (A) 1 m; or
 - (B) 700 mm and a horizontal projection extends not less than 1 m outwards from the top of the balustrade.
- (g) Openings in a balustrade or other barrier must be constructed in accordance with the following:
 - (i) For a balustrade or other barrier provided under (b)-
 - (A) the space between balusters or the width of any opening (including any openable *window* or panel) must not be more than 300 mm; or
 - (B) where rails are used, a rail must be provided at a height of not more than 150 mm above the nosings of the stair treads or the floor of the landing, balcony or the like and the space between rails must not be more than 460 mm.
 - (ii) For a balustrade or other barrier other than those provided under (b)-
 - (A) any opening does not permit a 125 mm sphere to pass through it and for stairs, the space is measured above the nosings; and
 - (B) for floors more than 4 m above the surface beneath, any horizontal or near horizontal elements between 150 mm and 760 mm above the floor must not facilitate climbing.

NSW D2.16(f)(iv) and (v)

D2.17 Handrails

- (a) Except for handrails referred to in D2.18, handrails must be-
 - (i) located along at least one side of the ramp or *flight*; and
 - (ii) located along each side if the total width of the stairway or ramp is 2 m or more; and
 - (iii) not more than 2 m apart in the case of intermediate handrails; and
 - (iv) in a Class 9b building used as a primary *school*-
 - (A) have one handrail fixed at a height of not less than 865 mm; and

D2.17 amended by Amdt No. 11

Deemed-to-Satisfy Provisions

- (B) have a second handrail fixed at a height between 665 mm and 750 mm, measured above the nosings of stair treads and the floor surface of the ramp, landing or the like; and
 - (v) in any other case, fixed at a height of not less than 865 mm above the nosings of stair treads and the floor surface of the ramp, landing, or the like; and
 - (vi) continuous between stair *flight* landings and have no obstruction on or above them that will tend to break a hand-hold.
- (b) Handrails–
- (i) in a Class 9a *health-care building* must be provided along at least one side of every passageway or corridor used by patients, and must be-
 - (A) fixed not less than 50 mm clear of the wall; and
 - (B) where practicable, continuous for their full length.
 - (ii) in a Class 9c *aged care building* must be provided along both sides of every passageway or corridor used by residents, and must be-
 - (A) fixed not less than 50 mm clear of the wall; and
 - (B) where practicable, continuous for their full length.
- (c) Handrails *required* to assist people with disabilities must be provided in accordance with D3.3(a)(ii).

D2.18 Fixed platforms, walkways, stairways and ladders

**D2.18 amended
by Amdt No. 8**

A fixed platform, walkway, stairway, ladder and any going and riser, landing, handrail, balustrade or other barrier attached thereto may comply with AS 1657 in lieu of D2.13, D2.14, D2.16 and D2.17 if it only serves:

- (a) machinery rooms, boiler houses, lift-motor rooms, plant-rooms, and the like; or
- (b) *non-habitable rooms*, such as attics, storerooms and the like that are not used on a frequent or daily basis in the internal parts of a *sole-occupancy unit* in a Class 2 building or Class 4 part.

Deemed-to-Satisfy Provisions

D2.19 Doorways and doors

- (a) A doorway in a *resident use area* of a Class 9c aged care building must not be fitted with–
- (i) a sliding fire door; or
 - (ii) a sliding smoke door; or
 - (iii) a revolving door; or
 - (iv) a roller shutter door; or
 - (v) a tilt-up door.
- (b) A doorway serving as a *required exit* or forming part of a *required exit*, or a doorway in a *patient care area* of a Class 9a health-care building–
- (i) must not be fitted with a revolving door; and
 - (ii) must not be fitted with a roller shutter or tilt-up door unless–
 - (A) it serves a Class 6, 7 or 8 building or part with a *floor area* not more than 200 m²; and
 - (B) the doorway is the only *required exit* from the building or part; and
 - (C) it is held in the open position while the building or part is lawfully occupied; and
 - (iii) must not be fitted with a sliding door unless–
 - (A) it leads directly to a road or *open space*; and
 - (B) the door is able to be opened manually under a force of not more than 110 N; and
 - (iv) if fitted with a door which is power-operated–
 - (A) it must be able to be opened manually under a force of not more than 110 N if there is a malfunction or failure of the power source; and
 - (B) if it leads directly to a road or *open space* it must open automatically if there is a power failure to the door or on the activation of a fire or smoke alarm anywhere in the *fire compartment* served by the door.

D2.19 amended by Amdt No. 11

Amdt 11

NSW D2.19(b)(v)

Deemed-to-Satisfy Provisions

D2.20(a)
amended by
Amdt No. 5

D2.20 Swinging doors

A swinging door in a *required exit* or forming part of a *required exit*-

- (a) must not encroach-
 - (i) at any part of its swing by more than 500 mm on the *required width* (including any landings) of a *required*-
 - (A) stairway; or
 - (B) ramp; or
 - (C) passageway,
 if it is likely to impede the path of travel of the people already using the *exit*; and
 - (ii) when fully open, by more than 100 mm on the *required width* of the *required exit*, and

the measurement of encroachment in each case is to include door handles or other furniture or attachments to the door; and
- (b) must swing in the direction of egress unless-
 - (i) it serves a building or part with a *floor area* not more than 200 m², it is the only *required exit* from the building or part and it is fitted with a device for holding it in the open position; or
 - (ii) it serves a *sanitary compartment* or airlock (in which case it may swing in either direction); and
- (c) must not otherwise impede the path or direction of egress.

D2.21 Operation of latch

A door in a *required exit*, forming part of a *required exit* or in the path of travel to a *required exit* must be readily openable without a key from the side that faces a person seeking egress, by a single hand downward action or pushing action on a single device which is located between 900 mm and 1.2 m from the floor, except if it-

- (a) serves a vault, strong-room, *sanitary compartment*, or the like; or
- (b) serves only, or is within-
 - (i) a *sole-occupancy unit* in a Class 2 or 3 building or a Class 4 part; or
 - (ii) a *sole-occupancy unit* with a *floor area* not more than 200 m² in a Class 5, 6, 7 or 8 building; or

Deemed-to-Satisfy Provisions

- (iii) a space which is otherwise inaccessible to persons at all times when the door is locked; or
- (c) serves an occupancy where special arrangements for security are necessary and it can be immediately unlocked-
 - (i) by operating a fail-safe control switch, not contained within a protective enclosure, to actuate a device to unlock the door; or
 - (ii) by hand by a person or persons, specifically nominated by the owner, properly instructed as to the duties and responsibilities involved and available at all times when the building is lawfully occupied so that persons in the building or part may immediately escape if there is a fire; or
- (d) is fitted with a fail-safe device which *automatically* unlocks the door upon the activation of any sprinkler system complying with Specification E1.5 or smoke or heat detector system installed throughout the building; or
- (e) serves a *storey* or room accommodating more than 100 persons, determined in accordance with D1.13, in a Class 9b building, other than a *school*, an *early childhood centre* or a building used for religious purposes, in which case it must be readily openable-
 - (i) without a key from the side that faces a person seeking egress; and
 - (ii) by a single hand pushing action on a single device such as a panic bar located between 900 mm and 1.2 m from the floor; and
 - (iii) where a two-leaf door is fitted, the provisions of (i) and (ii) need only apply to one door leaf if the appropriate requirements of D1.6 are satisfied by the opening of that one leaf; or
- (f) is in a Class 9a building and-
 - (i) is one leaf of a two-leaf door complying with D1.6(f)(i) provided that it is not held closed by a locking mechanism and is readily openable; and
 - (ii) the door is not *required* to be a fire door or smoke door.

D2.21(c)(ii)
amended by
Amdt No. 4

D2.21(e)(iii)
amended by
Amdt No. 7

D2.21(f) inserted
by Amdt No. 7

NSW D2.21(g)
Vic D2.21(g)

Amdt 11

Deemed-to-Satisfy Provisions

D2.22 amended
by Amdt No. 11

D2.22 Re-entry from fire-isolated exits

- (a) Doors of a fire-isolated *exit* in the following buildings must not be locked from the inside:
- (i) A Class 9a *health-care building*; or
 - (ii) A Class 9c *aged care building*; or
 - (iii) A building more than 25 m in *effective height*.
- (b) Doors required by (a) not to be locked, may be locked if they are *automatically* unlocked by a fail-safe device upon the activation of a fire alarm and-
- (i) on at least every fourth *storey*, the doors are not able to be locked and a sign is fixed on such doors stating that re-entry is available; or
 - (ii) an intercommunication system, or an audible or visual alarm system, operated from within the enclosure is provided near the doors and a sign is fixed adjacent to such doors explaining its purpose and method of operation.

D2.23 Signs on doors

- (a) A sign, to alert persons that the operation of certain doors must not be impaired, must be installed where it can readily be seen on, or adjacent to, a-
- (i) (A) *required* fire door providing direct access to a fire isolated *exit*, except a door providing direct egress from a *sole-occupancy unit* in a Class 2 or 3 building or Class 4 part; and
 - (B) *required* smoke door,
on the side of the door that faces a person seeking egress; and
 - (ii) (A) fire door forming part of a *horizontal exit*; and
 - (B) smoke door that swings in both directions; and
 - (C) door leading from a fire isolated *exit* to a road or *open space*,
on each side of the door.

Deemed-to-Satisfy Provisions

- (b) A sign referred to in (a) must be in capital letters not less than 20 mm high in a colour contrasting with the background and state-
- (i) for an *automatic door* held open by an *automatic hold-open device*-
“**FIRE (SMOKE) DOOR - DO NOT OBSTRUCT**”; or
 - (ii) for a *self-closing door*-
“**FIRE (SMOKE) DOOR
DO NOT OBSTRUCT
DO NOT KEEP OPEN**”; or
 - (iii) for a door discharging from a fire-isolated *exit*-
“**FIRE SAFETY DOOR - DO NOT OBSTRUCT**”.

NSW D2.101

PART D3 ACCESS FOR PEOPLE WITH DISABILITIES

Deemed-to-Satisfy Provisions

D3.0 amended by
Amdt No. 11

D3.0 Deemed-to-Satisfy Provisions

Performance Requirements DP1 to DP9 are satisfied by complying with-

- (a) D1.1 to D1.16, D2.1 to D2.23 and D3.1 to D3.8; and
- (b) in a building containing an *atrium*, Part G3; and
- (c) for theatres, *stages* and public halls, Part H1.

D3.1 amended by
Amdt No. 11

SA D3.1

D3.1 Application of Part

The *Deemed-to-Satisfy Provisions* of this Part apply to Class 3, 5, 6, 7, 8, 9 or 10a buildings other than-

- (a) a Class 10a building associated with a Class 2 building or Class 4 part of a building; or
- (b) a Class 7a building associated with a Class 2 building.

D3.2 amended by
Amdt No. 4

D3.2 General building access requirements

- (a) Buildings must be *accessible as required* by Table D3.2 .
- (b) Parts of buildings *required to be accessible* must comply with this Part and AS 1428.1.
- (c) External access to a building *required to be accessible* must be in accordance with this Part and AS 1428.1, and must be provided-
 - (i) from the allotment boundary at the main points of entry; and
 - (ii) from any *accessible* carparking space on the allotment in accordance with D3.5; and
 - (iii) from any adjacent and associated *accessible* building on the allotment; and
 - (iv) through the principal public entrance.

Amdt 11

Deemed-to-Satisfy Provisions

**Table D3.2
amended by
Amdt No. 11**

SA Table D3.2
Class 2

Table D3.2 REQUIREMENTS FOR ACCESS FOR PEOPLE WITH DISABILITIES	
Class of building	Access requirements
Class 3 building or group of buildings	
(a) Common areas and unique features and services	To and within- <ul style="list-style-type: none"> (i) the common areas on the <i>storey</i> incorporating the principal public entrance; and (ii) any facility <i>required to be accessible</i>; and (iii) not less than 1 of each room or area in which a unique service is provided or which has a unique feature.
(b) If the building or group of buildings contains <i>sole-occupancy units</i> -	
for 1 to 20 units	To and within 1 <i>sole-occupancy unit</i> .
for more than 20 but not more than 45 units	To and within 2 <i>sole-occupancy units</i> .
for each additional 30 units or part thereof	To and within 1 additional <i>sole-occupancy unit</i> .
	Where 2 or more <i>accessible sole-occupancy units</i> are <i>required</i> , they must be distributed as equitably as practical so as to be representative of the range of amenity available.
(c) If accommodation is provided for more than 10 persons, other than in <i>sole-occupancy units</i> -	
up to 49 beds	To 2 beds.
more than 49 but not more than 99 beds	To 4 beds.
more than 99 beds	To 6 beds.

Amdt 11

Deemed-to-Satisfy Provisions

Table D3.2 REQUIREMENTS FOR ACCESS FOR PEOPLE WITH DISABILITIES	
Class of building	Access requirements
Class 5, 6, 7 and 8	To and within- <ul style="list-style-type: none"> (i) the entrance floor; and (ii) any other floor to which vertical access by way of a ramp, step ramp or kerb ramp complying with AS 1428.1 or a passenger lift is provided.
Class 9a health-care	To and within all areas normally used by the public, patients or staff.
Class 9b <i>An assembly building not being a school or an early childhood centre</i>	To and within- <ul style="list-style-type: none"> (i) every auditorium but not to every tier or platform; and (ii) the main entrance to the auditorium; and (iii) if fixed seating is provided, not less than 1 wheelchair space for each 100 persons or part thereof, with a minimum of 2 spaces, up to 200 persons, and an additional space for each additional 200 persons or part thereof by which the number of persons exceeds 200; and (iv) all other areas normally used by the occupants
<i>A school</i>	To and within- <ul style="list-style-type: none"> (i) all areas normally used by the occupants, including staff, students and visitors, if no alternative similar facilities to those provided in that area are <i>accessible</i> elsewhere in the <i>school</i>; and (ii) any other floor to which vertical access by way of a ramp, step ramp or kerb ramp complying with AS 1428.1, or a passenger lift is provided.
<i>An early childhood centre</i>	To and within all areas normally used by the occupants including staff, children and visitors.

(iv) added by Amdt No. 1

Amdt 11

Deemed-to-Satisfy Provisions

Table D3.2 REQUIREMENTS FOR ACCESS FOR PEOPLE WITH DISABILITIES	
Class of building	Access requirements
Aged care buildings or group of buildings being a Class 9c building	
(a) Common areas and unique features and services	To and within- <ul style="list-style-type: none"> (i) the common areas on the <i>storey</i> incorporating the principal public entrance, excluding resident use sanitary facilities, utility rooms, store rooms and the like; and (ii) any facility <i>required</i> to be <i>accessible</i>; and (iii) not less than 1 of each room or area in which a unique service is provided or which has a unique feature.
(b) If the building or group of buildings contains <i>sole-occupancy units</i> - for 1 to 20 units for more than 20 but not more than 45 units for each additional 30 units or part thereof	To and within 1 <i>sole-occupancy unit</i> . To and within 2 <i>sole-occupancy units</i> . To and within 1 additional <i>sole-occupancy unit</i> . Where 2 or more <i>accessible sole-occupancy units</i> are <i>required</i> , they must be distributed as equitably as practical so as to be representative of the range of amenity available.
(c) If accommodation is provided for more than 10 persons, other than in <i>sole-occupancy units</i> - up to 49 beds more than 49 but not more than 99 beds more than 99 beds	To 2 beds. To 4 beds. To 6 beds.

Amdt 11

Deemed-to-Satisfy Provisions

Table D3.2 REQUIREMENTS FOR ACCESS FOR PEOPLE WITH DISABILITIES	
Class of building	Access requirements
Class 10a	To and within building containing any of the following: <ul style="list-style-type: none"> (i) Sanitary facilities, showers, handbasins, changeroom facilities or the like. (ii) A unique service or feature, such as a public shelter or the like, which is located in an <i>accessible</i> area.
<p>Notes:</p> <p>For the purpose of this Table:</p> <ol style="list-style-type: none"> 1. A unique service or feature, unless otherwise indicated, includes a TV room, dining room, lounge room, common laundry, recreation area, individual shop, eating area, public viewing area, ticket purchasing, lunchroom, and the like. 2. A double bed counts as 1 bed. 3. A common area does not include an internal space such as a corridor or lobby that is not an <i>accessway</i>. 	

Amdt 11

D3.3 Parts of buildings to be accessible

- (a) In a building or part of a building *required* by Table D3.2 to be *accessible*-
 - (i) access must be provided-
 - (A) to any *sanitary compartment required* for the use of people with disabilities; and
 - (B) to areas normally used by the occupants, excluding any plantroom, commercial kitchen, cleaners' store room, maintenance accessway, rigging loft, or the like; and
 - (ii) where access is *required* to the entrance floor but not to other levels and a passenger lift is not installed, at least one *required* ramp must have handrails complying with Clause 5.3(e) of AS 1428.1 or at least one *required* stairway must comply with Clause 9 of AS 1428.1; and
 - (A) * * * * *
 - (B) * * * * *
 - (iii) every passenger lift must comply with E3.6.

**D3.3(a)(ii)
amended by
Amdt No. 9**

Deemed-to-Satisfy Provisions

- (b) A path of travel *required* to be *accessible* must not include a stairway, turnstile, revolving door, escalator or other impediment which would prevent a person in a wheelchair using it.
- (c) Access, finishes and fittings, including passageways, ramps, step ramps or kerb ramps, signs, doorways and other parts of the building *required* by this Part must comply with the provisions of AS 1428.1.

D3.4 Concessions

It is not necessary to provide access for people with disabilities to-

- (a) more than 30% of the public space in a restaurant, cafe, bar, function room, or the like, in a Class 6 or Class 9b building; or
- (b) a *mezzanine*; or
- (c) a space not regarded as a *storey* by definition; or
- (d) any area if access would be inappropriate because of the particular purpose for which the area is used.

D3.5 Carparking

Carparking spaces for people with disabilities-

- (a) subject to (b), must be provided in accordance with Table D3.5 in-
 - (i) a *carpark required to be accessible*; and
 - (ii) a carparking area on the same allotment as a building *required to be accessible*; and
- (b) need not be provided in a *carpark* or carparking area where a parking service is provided and direct access to any of the carparking spaces is not available to the general public or occupants; and
- (c) subject to (d), must comply with AS 2890.1; and
- (d) are not *required* to be signed where there is a total of not more than 5 carparking spaces, so as to restrict the use of the carparking space only for people with disabilities.

SA D3.4(e)

**D3.5 amended by
Amdt No. 6**

Amdt 11

Deemed-to-Satisfy Provisions

Table D3.5
amended by
Amdt No. 11

Table D3.5 CARPARKING SPACES FOR PEOPLE WITH DISABILITIES	
Class of building to which the <i>carpark</i> or carparking area is associated	Number of carparking spaces required for people with disabilities
Class 3	
(a) Boarding house, guest house, hostel, lodging house, backpackers accommodation, or the residential part of a hotel or motel.	To be calculated by multiplying the total number of carparking spaces by the- (i) percentage of <i>accessible sole-occupancy units</i> to the total number of <i>sole-occupancy units</i> ; or (ii) percentage of beds to which access for people with disabilities is provided to the total number of beds provided. The calculated number to be taken to the next whole figure.
(b) Residential part of a <i>school</i> , accommodation for the aged, disabled or children, residential part of a <i>health-care building</i> which accommodates members of staff or the residential part of a <i>detention centre</i> .	1 space for every 100 carparking spaces or part thereof.
Class 5, 7, 8 and 9c	1 space for every 100 carparking spaces or part thereof.
Class 6	
(a) Up to 1000 carparking spaces; and	1 space for every 50 carparking spaces or part thereof.
(b) for each additional 100 carparking spaces or part thereof in excess of 1000 carparking spaces.	1 space.

Amdt 11

Deemed-to-Satisfy Provisions

Table D3.5 CARPARKING SPACES FOR PEOPLE WITH DISABILITIES (Continued)	
Class of building to which the <i>carpark</i> or carparking area is associated	Number of carparking spaces required for people with disabilities
Class 9a	
(a) Hospital (non-outpatient area)	1 space for every 100 carparking spaces or part thereof.
(b) Hospital (outpatient area)-	
(i) up to 1000 carparking spaces; and	1 space for every 50 carparking spaces or part thereof.
(ii) for each additional 100 carparking spaces or part thereof in excess of 1000 carparking spaces.	1 space.
(c) Nursing home	1 space for every 100 carparking spaces or part thereof.
(d) Clinic or day surgery not forming part of a hospital.	1 space for every 100 carparking spaces or part thereof.
Class 9b	
(a) <i>School</i>	1 space for every 100 carparking spaces or part thereof.
(b) Other <i>assembly buildings</i> -	
(i) up to 1000 carparking spaces; and	1 space for every 50 carparking spaces or part thereof.
(ii) for each additional 100 carparking spaces or part thereof in excess of 1000 carparking spaces.	1 space.

D3.6 Identification of accessible facilities, services and features

In every building *required* to be *accessible*, clear and legible Braille and tactile signage complying with Specification D3.6 and incorporating the international symbol of access or deafness or other symbol as appropriate, in accordance with AS 1428.1 must identify-

- (a) each-
 - (i) sanitary facility; and
 - (ii) *accessible* space with a hearing augmentation system; and

D3.6 amended by
Amdt No. 10

Deemed-to-Satisfy Provisions

- (b) where an entrance or lift is not *accessible*, identify each *accessible*-
- (i) entrance; and
 - (ii) lift or bank of lifts, and
- the path of travel from the principal public entrance to these features and facilities where their location is not apparent to the building occupant.

D3.7 Hearing augmentation

D3.7 amended by
Amdt No. 4

- (a) Where an inbuilt amplification system, other than one used for emergency warning purposes only, is installed, a hearing augmentation system complying with AS 1428.1 must be provided in the following locations:
- (i) In any conference room, meeting room or the like with a *floor area* of more than 100 m².
 - (ii) In any room used for judicatory purposes.
 - (iii) In any auditorium in a Class 9b building, equitably distributed and to not less than 15% of the *floor area*.
 - (iv) At any ticket office, tellers booth, reception area or the like where the public is screened from the service provider.
- (b) In a Class 9b building, any screen or scoreboard capable of displaying public announcements, must be capable of supplementing any public address system, other than a public address system used for emergency warning purposes only.

D3.8 Tactile indicators

D3.8 inserted by
Amdt No. 11

- (a) For a building *required* to be *accessible*, tactile ground surface indicators must be provided to warn people with a vision impairment that they are approaching-
- (i) if used by the public-
 - (A) a stairway; and
 - (B) an escalator; and
 - (C) a travelator; and
 - (D) a ramp other than a step ramp and kerb ramp; and

Deemed-to-Satisfy Provisions

- (ii) in the absence of a suitable barrier-
 - (A) an overhead obstruction less than 2 m above floor level, other than a doorway; and
 - (B) a path of travel meeting a vehicular way adjacent to a principal public entrance to a building, if there is no kerb or kerb ramp at that point.
- (b) Tactile ground surface indicators *required* by (a) must be Type B indicators in accordance with AS 1428.4.
- (c) A hostel for the aged, nursing home for the aged, a *residential aged care building* or a *Class 9c aged care building*, need not comply with (a)(i) if handrails incorporating a raised dome button in accordance with AS 1428.1 are provided to warn people with impaired vision that they are approaching a stairway or ramp.

SPECIFICATION **D1.12** NON-REQUIRED STAIRWAYS, RAMPS AND ESCALATORS

Deemed-to-Satisfy Provisions

1. Scope

This Specification contains the requirements to allow non-*required* stairways, ramps or escalators to connect any number of *storeys* in a Class 5 or 6 building. The requirements do not apply in an *atrium* or outside a building.

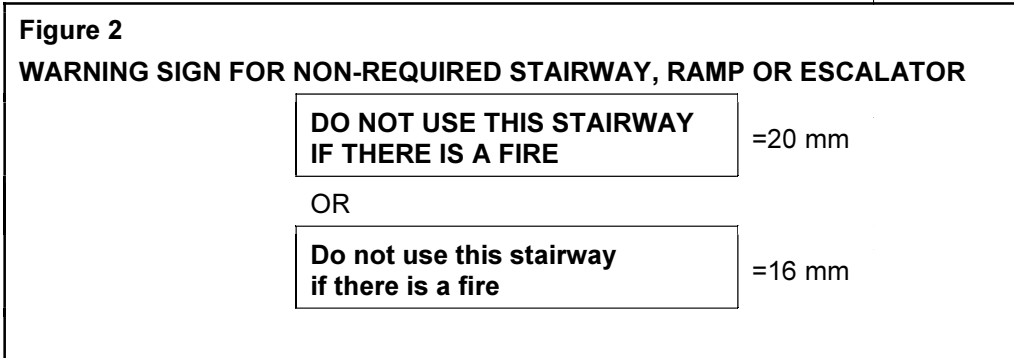
2. Requirements

An escalator, moving walkway or non-*required* non-*fire-isolated* stairway or pedestrian ramp must comply with the following:

- (a) The escalator, walkway, stairway or ramp must be bounded by a *shaft* of:
 - (i) construction with an FRL of not less than 120/120/120 if *loadbearing* or - /120/120 if non-*loadbearing* and if of *lightweight construction* must comply with Specification C1.8; or
 - (ii) glazed construction with an FRL of not less than - /60/30 protected by a wall wetting system in accordance with Clause 2.4 of Specification G3.8.
- (b) The void of each non-*required* stairway, ramp or escalator must not connect more than 2 *storeys*.
- (c) Rising and descending escalators, walkways, stairways and ramps within one *shaft* must be separated by construction with an FRL of not less than - /60/30.
- (d) Openings into the *shaft* must be protected by fire doors with an FRL not less than - /60/30.
- (e) When the fire door is in the closed position, the floor or any covering over the floor beneath the fire door must not be *combustible*.
- (f) Fire doors must be fitted with smoke seals and the assembly must be tested in accordance with AS 1530.4.
- (g) Fire doors must be-
 - (i) closed and locked for security reasons; or
 - (ii) held open and be *automatic* closing.

Deemed-to-Satisfy Provisions

- (h) Smoke detectors must be installed on both sides of the opening, not more than 1.5 m horizontal distance from the opening.
- (i) In the closed position, fire doors must be openable on a single hand downward action or horizontal pushing action on a single device within the *shaft* and by key only from outside the *shaft*.
- (j) A warning sign must be displayed where it can readily be seen outside the *shaft* near all fire doors opening to the *shaft*. The sign must comply with the details and dimensions of Figure 2.



- (k) All doors opening into the *shaft* must be within 20 m of a *required exit*.
- (l) Signs showing the direction of the nearest *required exit* must be installed where they can be readily seen.
- (m) Materials attached to any wall, ceiling or floor within the *shaft* must have a *Spread-of-Flame Index* of 0 and a *Smoke-Developed Index* of not more than 5.
- (n) Emergency lighting must be installed in the *shaft* in accordance with E4.4.
- (o) No step or ramp may be closer to the threshold of the doorway than the width of the door leaf.

SPECIFICATION **D3.6** BRAILLE AND TACTILE SIGNS

Deemed-to-Satisfy Provisions

Specification
D3.6 inserted by
Amdt No. 10

1. Scope

This Specification sets out the requirements for the design and installation of Braille and tactile signage.

2. Braille and Tactile signage

2.1 Location of Braille and tactile signs

Signs including symbols, numbering and lettering must be designed and installed as follows:

- (a) Signs must be located not less than 1200 mm and not higher than 1600 mm above the floor or ground surface.
- (b) Signs with single lines of characters must have the line of tactile characters not less than 1250 mm and not higher than 1350 mm above the floor or ground surface.
- (c) Signs identifying rooms containing features or facilities listed in D3.6 must be located-
 - (i) on the wall on the latch side of the door with the leading edge of the sign located between 50 mm and 300 mm from the architrave; and
 - (ii) in the event of insufficient latch side dimension, a sign may be placed on the non-latch side of the door; and
 - (iii) where (i) or (ii) is not possible, the sign may be placed on the door itself.
- (d) Signs identifying paths of travel must be placed so they are located directly ahead in the direction of travel. Where one wall continues in the direction of travel and the other forms a corner, the sign must be placed on the continuing wall.

2.2 Braille and tactile sign specification

The following applies to Braille and tactile sign orientation:

- (a) Tactile characters must be raised or embossed to a height of not less than 1 mm and not more than 1.5 mm.
- (b) Characters must have a height of not less than 17.5 mm for each metre of viewing distance.
- (c) Upper case tactile characters must have a height of not less than 15 mm and not more than 55 mm.

Deemed-to-Satisfy Provisions

- (d) Lower case tactile characters must have a height of 50% of the related upper case characters.
- (e) Tactile characters, symbols, and the like, must have rounded edges.
- (f) The entire sign, including any frame, must have all edges rounded.
- (g) The surface of the sign must be continuous for hygiene purposes.
- (h) Signs must be constructed so as to resist the removal of letters and Braille dots by picking or adhesive failure.
- (i) The background, negative space or fill of signs must be of matt or low sheen finish.
- (j) The characters, symbols, logos and other features of signs must be matt or low sheen finish.
- (k) The minimum letter spacing of tactile characters on signs must be 2 mm.
- (l) The minimum word spacing of tactile characters on signs must be 10 mm.
- (m) Fonts with letters of constant stroke thickness must be used.
- (n) The thickness of letter strokes must be not less than 2 mm and not more than 7 mm.
- (o) Tactile text must be left justified, except that single words may be centre justified.

2.3 Luminance-contrast

The following applies to luminance-contrast as defined in AS 1428.1:

- (a) The background, negative space or fill of a sign or border must have a minimum luminance-contrast with the surface on which it is mounted of 30%.
- (b) A border must be provided for luminance-contrast with the sign's background and shall have a minimum width of 5 mm.
- (c) Tactile characters, icons and symbols must have a minimum 30% luminance-contrast with their background or fill within the sign.
- (d) Luminance-contrasts must be met under the lighting conditions in which the sign is to be located.

*Deemed-to-Satisfy Provisions***2.4 Lighting**

Braille and tactile signs must be illuminated to ensure luminance-contrast requirements are met at all times during which the sign is *required* to be read.

2.5 Braille

The following applies to Braille:

- (a) Braille must be grade 1 Braille (uncontracted) in accordance with the criteria set out by the Australian Braille Authority.
- (b) Braille must be raised and domed.
- (c) Braille must be located 8 mm below the bottom line of text (not including descenders).
- (d) Braille must be left justified.
- (e) Where an arrow is used in the tactile sign, a small arrow must be provided for Braille readers.
- (f) On signs with multiple lines of text and characters, a semi-circular Braille locator at the left margin must be horizontally aligned with the first line of Braille text.

SECTION **E**

Amdt 11

SERVICES AND EQUIPMENT

- E1 Fire Fighting Equipment**
 - E2 Smoke Hazard Management**
 - E3 Lift Installations**
 - E4 Emergency Lighting, Exit Signs and Warning Systems**
-

SECTION E CONTENTS

		Page
Part E1	Fire Fighting Equipment	13,021
	Objective EO1	
	Functional Statement EF1.1	
	Performance Requirements EP1.1 - EP1.6	
E1.0	Deemed-to-Satisfy Provisions	
E1.1	* * * * *	
E1.2	* * * * *	
E1.3	Fire hydrants	
E1.4	Fire hose reels	
E1.5	Sprinklers	
E1.6	Portable fire extinguishers	
E1.7	* * * * *	
E1.8	Fire control centres	
E1.9	Fire precautions during construction	
E1.10	Provision for special hazards	
	Specification E1.5 Fire Sprinkler Systems	
	Specification E1.8 Fire Control Centres	
Part E2	Smoke Hazard Management	13,701
	Objective EO2	
	Functional Statement EF2.1	
	Performance Requirements EP2.1 - EP2.2	
E2.0	Deemed-to-Satisfy Provisions	
E2.1	Application of Part	
E2.2	General requirements	
E2.3	Provision for special hazards	
	Specification E2.2a Smoke Detection and Alarm Systems	
	Specification E2.2b Smoke Exhaust Systems	
	Specification E2.2c Smoke-and-Heat Vents	

Amdt 11

Part E3	Lift Installations	14,501
	Objective EO3	
	Functional Statements EF3.1 - EF3.3	
	Performance Requirements EP3.1 - EP3.4	
E3.0	Deemed-to-Satisfy Provisions	
E3.1	* * * * *	
E3.2	Stretcher facility in lifts	
E3.3	Warning against use of lifts in fire	
E3.4	Emergency lifts	
E3.5	Landings	
E3.6	Facilities for people with disabilities	
E3.7	Fire service controls	
E3.8	Aged care buildings	
Part E4	Emergency Lighting, Exit Signs and Warning Systems	14,701
	Objective EO4	
	Functional Statement EF4.1	
	Performance Requirements EP4.1 - EP4.3	
E4.0	Deemed-to-Satisfy Provisions	
E4.1	* * * * *	
E4.2	Emergency lighting requirements	
E4.3	Measurement of distance	
E4.4	Design and operation of emergency lighting	
E4.5	Exit signs	
E4.6	Direction signs	
E4.7	Class 2 and 3 buildings and Class 4 parts: Exemptions	
E4.8	Design and operation of exit signs	
E4.9	Emergency warning and intercommunication systems	
Qld Appendix	(Additional provision - refer to Qld Contents for full details)	46,001
E1.101	Protection of Electrical Supply to Essential Services	
Tas Appendix	(Additional provision - refer to Tas Contents for full details)	50,001
E1.101	Fire detection and alarm system	

Amdt 11

PART E1 FIRE FIGHTING EQUIPMENT

Deemed-to-Satisfy Provisions

OBJECTIVE

- EO1** The *Objective* of this Part is to-
- (a) safeguard occupants from illness or injury while evacuating during a fire; and
 - (b) provide facilities for occupants and the *fire brigade* to undertake fire-fighting operations; and
 - (c) prevent the spread of fire between buildings.

Tas EO1(d)

FUNCTIONAL STATEMENT

- EF1.1** A building is to be provided with fire-fighting equipment to safeguard against fire spread-
- (a) to allow occupants time to evacuate safely without being overcome by the effects of fire; and
 - (b) so that occupants may undertake initial attack on a fire; and
 - (c) so that the *fire brigade* have the necessary equipment to undertake search, rescue, and fire-fighting operations; and
 - (d) to other parts of the building; and
 - (e) between buildings.

Tas EF1.2

PERFORMANCE REQUIREMENTS

- EP1.1** A fire hose reel system must be installed to the degree necessary to allow occupants to safely undertake initial attack on a fire appropriate to-
- (a) the size of the *fire compartment*; and
 - (b) the function or use of the building; and
 - (c) any other *fire safety systems* installed in the building; and
 - (d) the *fire hazard*.

Amdt 11

Deemed-to-Satisfy Provisions

- EP1.2** Fire extinguishers must be installed to the degree necessary to allow occupants to undertake initial attack on a fire appropriate to-
- (a) the function or use of the building; and
 - (b) any other *fire safety systems* installed in the building; and
 - (c) the *fire hazard*.
- EP1.3** A fire hydrant system must be provided to the degree necessary to facilitate the needs of the *fire brigade* appropriate to-
- (a) fire-fighting operations; and
 - (b) the *floor area* of the building; and
 - (c) the *fire hazard*.
- Application:**
EP1.3 only applies to a building where a *fire brigade* is available to attend.
- EP1.4** An *automatic* fire suppression system must be installed to the degree necessary to control the development and spread of fire appropriate to-
- (a) the size of the *fire compartment*; and
 - (b) the function or use of the building; and
 - (c) the *fire hazard*; and
 - (d) the height of the building.
- EP1.5** Suitable means of fire-fighting must be installed to the degree necessary in a building under construction to allow initial fire attack by construction workers and for the *fire brigade* to undertake attack on the fire appropriate to-
- (a) the *fire hazard*; and
 - (b) the height the building has reached during its construction.
- EP1.6** Suitable facilities must be provided to the degree necessary in a building to co-ordinate *fire brigade* intervention during an emergency appropriate to-
- (a) the function or use of the building; and
 - (b) the *floor area* of the building; and
 - (c) the height of the building.

EP1.3 amended by Amdt No. 3

Tas EP1.7

Amdt 11

PART E1 FIRE FIGHTING EQUIPMENT

Deemed-to-Satisfy Provisions

E1.0 Deemed-to-Satisfy Provisions

Tas E1.0

Performance Requirements EP1.1 to EP1.6 are satisfied by complying with E1.1 to E1.10.

E1.1 * * * * *

This clause has deliberately been left blank.

E1.2 * * * * *

This clause has deliberately been left blank.

E1.3 Fire hydrants

**E1.3 amended by
Amdt No. 7**

- (a) A fire hydrant system must be provided to serve a building-
 - (i) having a total *floor area* greater than 500 m²; and
 - (ii) where a *fire brigade* is available to attend a building fire.
- (b) The fire hydrant system-
 - (i) must be installed in accordance with AS 2419.1; and
 - (ii) where internal fire hydrants are provided, they must serve only the *storey* on which they are located except that a *sole-occupancy unit* -
 - (A) in a Class 2 or 3 building or Class 4 part may be served by a single fire hydrant located at the level of egress from that *sole-occupancy unit*; or
 - (B) of not more than 2 *storeys* in a Class 5, 6, 7, 8 or 9 building may be served by a single fire hydrant located at the level of egress from that *sole-occupancy unit* provided the fire hydrant can provide coverage to the whole of the *sole-occupancy unit*; and
 - (iii) where an on-site pumpset is provided to achieve the performance requirements of AS 2419.1, the pumpset must comprise-

Amdt 11

Deemed-to-Satisfy Provisions

- (A) two pumps with at least one driven by a compression ignition engine or an electric motor supplied from an emergency power generator; or
- (B) two pumps driven by electric motors connected to completely independent power sources; or
- (C) if connected to a reticulated water supply and installed in a building not greater than 25 m in *effective height*, one pump driven by-
 - (aa) a compression ignition engine; or
 - (bb) an electric motor supplied from an emergency power generator; or
 - (cc) an electric motor connected to two completely independent power sources through an automatic change-over facility; and
- (iv) any fixed on-site pumpset which is located within the building must be in a clearly indicated room-
 - (A) having direct egress to a road or *open space*; and
 - (B) if the building is not protected throughout with a sprinkler system complying with Specification E1.5, separated from the remainder of the building by construction having an FRL of not less than that *required* for a *fire wall* for the particular building classification; and
- (v) any fixed on-site pumpset which is located external to the building must be within a clearly indicated weatherproof enclosure having direct egress to a road or *open space*, and if within 6 m of the building-
 - (A) each wall of the enclosure exposed to the building; or
 - (B) that part of the *external wall* of the building which extends 2 m each side of the enclosure and 3 m above the enclosure; or
 - (C) a wall between the building and the enclosure which extends 2 m each side of the enclosure and 3 m above the enclosure,
 has an FRL of not less than that *required* for a *fire wall* for the particular building classification; and

SA E1.3(b)(iii)(C)

Deemed-to-Satisfy Provisions

- (vi) where the water supply system is taken from a static source, suitable connections and vehicular access must be provided to permit *fire brigade* personnel to draw water from that source and a fire-service booster connection must be provided adjacent to allow boosting of the system; and
- (vii) must be designed to meet the operational requirements of the *fire brigade* for operating flows and pressures.

E1.4 Fire hose reels

E1.4 amended by
Amdt No. 11

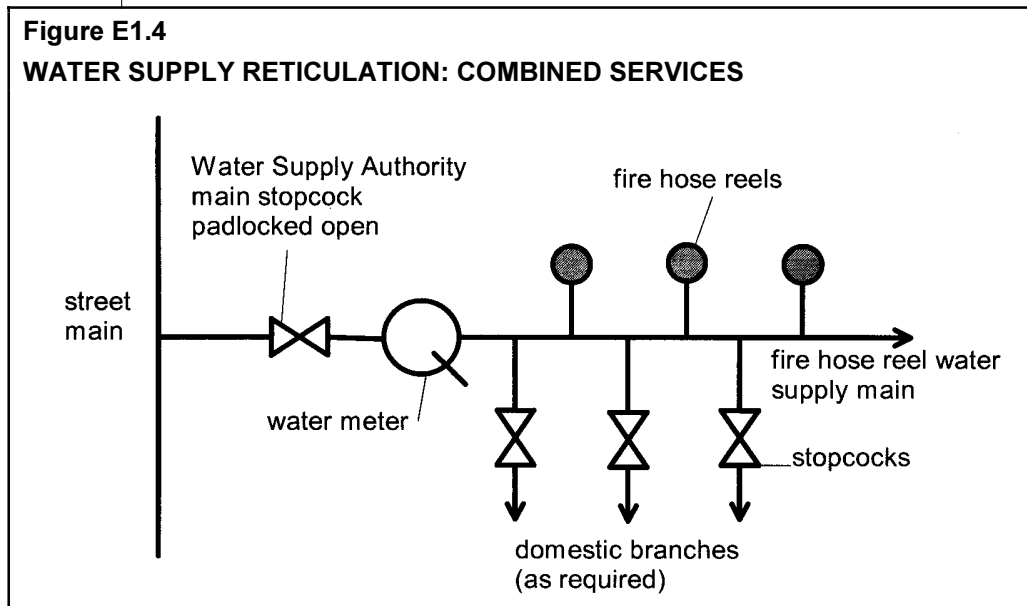
- (a) E1.4 does not apply to–
 - (i) a Class 9c *aged care building*; or
 - (ii) classrooms and associated corridors in a primary or secondary *school*
- (b) A fire hose reel system must be provided–
 - (i) to serve the whole building where one or more internal fire hydrants are installed; or
 - (ii) where internal fire hydrants are not installed, to serve any *fire compartment* with a *floor area* greater than 500 m², and for the purposes of this clause, a *sole-occupancy unit* in a Class 2 or 3 building or Class 4 part is considered to be a *fire compartment*.
- (c) The fire hose reel system must–
 - (i) have fire hose reels installed in accordance with AS 2441; and
 - (ii) provide fire hose reels to serve only the *storey* at which they are located, except a *sole-occupancy unit*–
 - (A) in a Class 2 or 3 building or Class 4 part may be served by a single fire hose reel located at the level of egress from that *sole-occupancy unit*; and
 - (B) of not more than 2 *storeys* in a Class 5, 6, 7, 8 or 9 building may be served by a single fire hose reel located at the level of egress from that *sole-occupancy unit* provided the fire hose reel can provide coverage to the whole of the *sole-occupancy unit*; and

Amdt 11

Deemed-to-Satisfy Provisions

- (iii) have fire hose reels provided so that the nozzle end of a fully extended fire hose fitted to the reel and laid to avoid any partitions or other physical barriers will reach every part of the floor of the *storey*; and
- (iv) have fire hose reels provided in accordance with (iii) located-
 - (A) externally; or
 - (B) internally within 4 m of an *exit*; or
 - (C) internally adjacent to a fire hydrant (other than one within a fire-isolated *exit*); or
 - (D) in any combination of (A), (B) and (C), so that the fire hose will not need to pass through doorways fitted with fire or smoke doors, except doorways referred to in C2.13, C3.11 or C3.13 and doorways in walls referred to in C2.12; and
- (v) where connected to a metered water supply-
 - (A) maintain the *required* flow rate and at the most hydraulically disadvantaged fire hose reel; and
 - (B) have a water meter and street supply to the allotment with a nominal diameter of not less than 25 mm; and
 - (C) have a water supply pipework reticulation arrangement in accordance with Figure E1.4; and
 - (D) have any system valve which can isolate flow in the fire hose reel water supply main-
 - (aa) secured in the open position by a padlocked metal strap; and
 - (bb) labelled with an engraved non-ferrous metal tag with 8 mm upper case wording:
FIRE SERVICE VALVE-
CLOSE ONLY TO SERVICE FIRE HOSE REELS;
 and
- (vi) where supplied by a fire hose reel main greater than 25 mm nominal bore and connected to a fire hydrant main, have a valve in accordance with (v)(D) fitted at the connection to that main and wherever practicable be located in a *fire-isolated stairway, passageway or ramp*, or outside the building.

Deemed-to-Satisfy Provisions



Amdt 11

E1.5 Sprinklers

A sprinkler system must-

- (a) be installed in a building when *required* by Table E1.5; and
- (b) comply with Specification E1.5.

NT Table E1.5
Vic Table E1.5

Table E1.5
amended by
Amdt No. 11

Table E1.5	
REQUIREMENTS FOR SPRINKLERS	
Occupancy	When sprinklers are required
All classes- (a) including an <i>open-deck carpark</i> within a multiclassified building; but (b) excluding an <i>open-deck carpark</i> being a separate building	In buildings more than 25 m in <i>effective height</i> .
Class 6	In <i>fire compartments</i> where either of the following apply: (a) A <i>floor area</i> of more than 3 500 m ² . (b) A volume more than 21 000 m ³ .
Class 7a building, <i>other than open-deck carparks</i>	Where more than 40 vehicles are accommodated.
Class 9c aged care building	All buildings

Deemed-to-Satisfy Provisions

Table E1.5 REQUIREMENTS FOR SPRINKLERS (Continued)	
Occupancy	When sprinklers are required
Theatres, Stages & Public Halls	see Part H1
Atrium construction	see Part G3
Large isolated buildings	see Clause C2.3
Occupancies of excessive hazard (see Note 3)	In <i>fire compartments</i> where either of the following apply: (a) A <i>floor area</i> of more than 2 000 m ² . (b) A volume of more than 12 000 m ³ .
Notes:	
1. See Specification C1.1 for use of sprinklers in Class 2 buildings and <i>carparks</i> generally. 2. See Part E2 for use of sprinklers to satisfy Smoke Hazard Management provisions. 3. For the purposes of this Table, occupancies of excessive <i>fire hazard</i> comprise buildings which contain- (a) hazardous processes or storage including the following: (i) Aircraft hangars. (ii) Cane furnishing manufacture, processing and storage. (iii) Fire-lighter and fireworks manufacture and warehousing. (iv) Foam plastic and foam plastic goods manufacture, processing and warehousing, eg, furniture factory. (v) Hydrocarbon based sheet product, manufacture, processing and warehousing, eg, vinyl floor coverings. (vi) Woodwool and other flammable loose fibrous material manufacture. (b) <i>Combustible</i> Goods with an aggregate volume exceeding 1000 m ³ and stored to a height greater than 4 m including the following: (i) Aerosol packs with flammable contents. (ii) Carpets and clothing. (iii) Electrical appliances. (iv) <i>Combustible</i> compressed fibreboards (low and high density) and plywoods. (v) <i>Combustible</i> cartons, irrespective of content (vi) Esparto and other fibrous <i>combustible</i> material. (vii) Furniture including timber, cane and composite, where foamed rubber or plastics are incorporated. (viii) Paper storage (all forms of new or waste) eg, bales, sheet, horizontal or vertical rolls, waxed coated or processed. (ix) Textiles raw and finished, eg, rolled cloth, clothing and manchester.	

Amdt 11

Deemed-to-Satisfy Provisions

Table E1.5 REQUIREMENTS FOR SPRINKLERS (Continued)	
(x)	Timber storage including sheets, planks, boards, joists and cut sizes.
(xi)	Vinyl, plastic, foamed plastic, rubber and other <i>combustible</i> sheets, offcuts and random pieces and rolled material storage, eg., carpet, tar paper, linoleum, wood veneer and foam mattresses.
(xii)	All materials having wrappings or preformed containers of foamed plastics.

Amdt 11

E1.6 Portable fire extinguishers

E1.6 amended by
Amdt No. 10

Portable fire extinguishers must be provided as listed in Table E1.6 and must be selected, located and distributed in accordance with Sections 1, 2, 3 and 4 of AS 2444.

E1.7 * * * * *

This clause has deliberately been left blank.

E1.8 Fire control centres

E1.8 amended by
Amdt No. 3

A fire control centre facility in accordance with Specification E1.8 must be provided for-

- (a) a building with an *effective height* of more than 25 m; and
- (b) a Class 6, 7, 8 or 9 building with a total *floor area* of more than 18 000 m².

E1.9 Fire precautions during construction

E1.9(b) amended by
Amdt No. 3

In a building under construction-

- (a) not less than one fire extinguisher to suit Class A, B and C fires and electrical fires must be provided at all times on each *storey* adjacent to each *required exit* or temporary stairway or *exit*; and
- (b) after the building has reached an *effective height* of 12 m-
 - (i) the *required* fire hydrants and fire hose reels must be operational in at least every *storey* that is covered by the roof or the floor structure above, except the 2 uppermost *storeys*; and
 - (ii) any *required* booster connections must be installed.

Deemed-to-Satisfy Provisions

**Table E1.6
amended by
Amdt No. 11**

Table E1.6 REQUIREMENTS FOR EXTINGUISHERS (Note 3)	
Occupancy class	Risk class (as defined in AS 2444)
<p>General provisions - Class 2 to 9 (except within <i>sole occupancy units</i> of a Class 2 or 3 building or Class 4 part or <i>sole-occupancy units</i> in a Class 9c aged care building)</p>	<p>(a) To cover Class AE or E fire risks associated with emergency services switchboards. (Note 1)</p> <p>(b) To cover Class F fire risks involving cooking oils and fats in kitchens.</p> <p>(c) To cover Class B fire risks in locations where flammable liquids in excess of 50 litres are stored or used (not including that held in fuel tanks of vehicles).</p> <p>(d) To cover Class A fire risks in normally occupied <i>fire compartments</i> less than 500 m² not provided with fire hose reels (excluding <i>open deck carparks</i>).</p>
<p>Specific provisions (in addition to general provisions)-</p> <p>(a) Class 9a <i>health care building</i></p> <p>(b) Class 3 parts of detention and correctional occupancies</p> <p>(c) Class 3 accommodation for children, aged persons and people with disabilities</p> <p>(d) Class 9c <i>aged care buildings</i></p>	<p>To cover Class A and E fire risks. (Note 2)</p>
<p>Notes</p>	<ol style="list-style-type: none"> 1. For the purposes of this Table, an emergency services switchboard is one which sustains emergency equipment operating in the emergency mode. 2. A Class E fire extinguisher need only be located at each nurses, supervisors station or the like. 3. Additional extinguishers may be required to cover fire risks in relation to special hazards provided for in E1.10.

E1.10 Provision for special hazards

Suitable additional provision must be made if special problems of fighting fire could arise because of-

- (a) the nature or quantity of materials stored, displayed or used in a building or on the allotment; or
- (b) the location of the building in relation to a water supply for fire-fighting purposes.

Tas E1.101

Amdt 11

SPECIFICATION **E1.5** FIRE SPRINKLER SYSTEMS

Deemed-to-Satisfy Provisions

1. Scope

This Specification sets out requirements for the design and installation of fire sprinkler systems.

Clause 2
amended by
Amdt No. 11

2. Adoption of AS 2118

Subject to this Specification, a sprinkler system must comply with-

Vic Spec E1.5 2(b)

- (a) AS 2118.1; or
- (b) for a Class 2 or 3 building: AS 2118.4 as applicable; or
- (c) for a combined sprinkler and fire hydrant system: AS 2118.6; or
- (d) for a Class 9c *aged care building*: AS 2118.4.

3. Separation of sprinklered and non-sprinklered areas

Where a part of a building is not protected with sprinklers, the sprinklered and non-sprinklered parts must be fire-separated with a wall or floor which must-

Clause 3(a)
amended by
Amdt No. 2

- (a) comply with any specific requirement of the *Deemed-to-Satisfy Provisions* of the BCA; or
- (b) where there is no specific requirement, comply with the relevant part of AS 2118.

4. Protection of openings

Clause 4
amended by
Amdt No. 2

Any openings, including those for service penetrations, in construction separating sprinklered and non-sprinklered parts of a building, including the construction separating the areas nominated as permitted exceptions in AS 2118.1, must be protected in accordance with of the *Deemed-to-Satisfy Provisions* of Part C3.

5. Fast response sprinklers

Fast response sprinklers may be installed only if they are suitable for the type of application proposed and it is demonstrated that the sprinkler system is designed to accommodate their use.

Amdt 11

*Deemed-to-Satisfy Provisions***6. Sprinkler valve enclosures**

- (a) Sprinkler alarm valves must be located in a secure room or enclosure which has direct egress to a road or *open space*.
- (b) All sprinkler valve rooms and enclosures must be secured with a system suitable for use by the *fire brigade*.

7. Water supply

The Grade of water supply to a *required* sprinkler system must not be less than-

- (a) for a building greater than 25 m in *effective height*, Grade 1, except that a secondary water supply storage capacity of 25,000 litres may be used if-
 - (i) the storage tank is located at the topmost *storey* of the building; and
 - (ii) the building occupancy is classified as no more hazardous than Ordinary Hazard 2 (OH2) under AS 2118.1; and
 - (iii) an operational *fire brigade* service is available to attend a building fire; and
- (b) for a building not greater than 25 m in *effective height*, at least Grade 3.

Clause 7(a)
amended by
Amdt No. 3

8. Building occupant warning system

A *required* sprinkler system must be connected to and activate a building occupant warning system complying with Clause 6 of Specification E2.2a.

Clause 8
amended by
Amdt No. 3

9. Connection to other systems

Where a smoke hazard management system is installed and is actuated by smoke detectors, the sprinkler system must, wherever practicable, be arranged to also activate the smoke hazard management system.

Amdt 11

*Deemed-to-Satisfy Provisions***10. Anti-tamper devices**

Where a sprinkler system is installed in a theatre, public hall or the like, any valves provided to control sprinklers over any *stage* area must be fitted with anti-tamper devices connected to a monitoring panel at the location normally used by the *stage* manager.

11. Sprinkler systems in carparks

The sprinkler system protecting a *carpark* complying with Table 3.9 of Specification C1.1 in a multiclassified building must-

- (a) be independent of the sprinkler system protecting any part of the building not used as a *carpark*; or
- (b) if forming part of a sprinkler system protecting a part of the building not used as a *carpark*, be designed such that the section protecting the non-*carpark* part can be isolated without interrupting the water supply or otherwise affecting the effective operation of the section protecting the *carpark*.

12. Class 9c aged care buildings

In addition to the provisions of AS 2118.4, a sprinkler system in a Class 9c *aged care building* must –

- (a) be provided with a monitored main stop valve in accordance with AS 2118.1; and
- (b) be permanently connected with a direct data link or other approved monitoring system to a fire station or fire station dispatch centre.

Clause 12
inserted by
Amdt No. 11

Amdt 11

SPECIFICATION **E1.8** FIRE CONTROL CENTRES

Deemed-to-Satisfy Provisions

1. Scope

This Specification describes the construction and content of *required* fire control centres or rooms.

2. Purpose and content

A fire control centre or room must-

- (a) provide an area from which fire-fighting operations or other emergency procedures can be directed or controlled; and
- (b) contain controls, panels, telephones, furniture, equipment and the like associated with the *required* fire services in the building; and
- (c) not be used for any purpose other than the control of-
 - (i) fire-fighting activities; and
 - (ii) other measures concerning the occupant safety or security.

3. Location of fire control centre or room

A fire control centre or room must be so located in a building that egress from any part of its floor, to a public road or *open space*, does not involve changes in level which in aggregate exceed 300 mm.

4. Construction

A fire control centre in a building more than 50 m in *effective height* must be in a separate room where-

- (a) the enclosing construction is of concrete, masonry or the like, sufficiently impact resistant to withstand the impact of any likely falling debris, and with an FRL of not less than 120/120/120; and
- (b) any material used as a finish, surface, lining or the like within the room complies with the requirements of Specification C1.10 for *fire-isolated stairways*; and
- (c) services, pipes, ducts and the like that are not directly *required* for the proper functioning of the fire control room do not pass through it; and

Deemed-to-Satisfy Provisions

- (d) openings in the walls, floors or ceiling which separate the room from the interior of the building are confined to doorways, ventilation and other openings for services necessary for the proper functioning of the facility.

5. Protection of openings

Openings permitted by Clause 4 must be protected as follows:

- (a) Openings for *windows*, doorways, ventilation, service pipes, conduits and the like, in an *external wall* of the building that faces a public road or *open space*, must be protected in accordance with the *Deemed-to-Satisfy Provisions* of Part C3.
- (b) Openings in the floors, ceilings and *internal walls* enclosing a fire control room must, except for doorways, be protected in accordance with the *Deemed to Satisfy Provisions* of Part C3.
- (c) A door opening in the *internal walls* enclosing a fire-control room, must be fitted with a *self closing - /120/30* smoke sealed fire door.
- (d) Openings associated with natural or mechanical ventilation must-
- (i) not be made in any ceiling or floor immediately above or below the fire control room; and
 - (ii) be protected by a - /120/ - fire damper if the opening is for a duct through a wall *required* to have an FRL, other than an *external wall*.

Clause 5(a) and (b) amended by Amdt No. 2

Amdt 11

6. Exit doors

- (a) *Required* doors to a fire control room must open into the room, be lockable and located so that persons using escape routes from the building will not obstruct or hinder access to the room.
- (b) The fire control room must be accessible via two paths of travel-
- (i) one from the front entrance of the building; and
 - (ii) one direct from a public place or *fire-isolated passageway* which leads to a public place and has a door with an FRL of not less than - /120/30.

*Deemed-to-Satisfy Provisions***7. Size and contents**

- (a) A fire control room must contain not less than-
- (i) a Fire Indicator Panel and necessary control switches and visual status indication for all *required* fire pumps, smoke control fans and other *required* fire safety equipment installed in the building; and
 - (ii) a telephone directly connected to an external telephone exchange; and
 - (iii) a blackboard or whiteboard not less than 1200 mm wide x 1000 mm high; and
 - (iv) a pin-up board not less than 1200 mm wide x 1000 mm high; and
 - (v) a raked plan layout table of a size suitable for laying out the plans provided under (vi); and
 - (vi) colour-coded, durable, tactical fire plans.
- (b) In addition, a fire control room may contain-
- (i) master emergency control panels, lift annunciator panels, remote switching controls for gas or electrical supplies and emergency generator backup; and
 - (ii) building security, surveillance and management systems if they are completely segregated from all other systems.
- (c) A fire control room must-
- (i) have a *floor area* of not less than 10 m² and the length of any internal side must be not less than 2.5 m; and
 - (ii) if only the minimum prescribed equipment is installed - have a net *floor area* of not less than 8 m² with a clear space of not less than 1.5 m² in front of the Fire Indicator Panel; and
 - (iii) if additional equipment is installed - have an additional area of not less than 2 m² net *floor area* for each additional facility and a clear space of not less than 1.5 m² in front of each additional control or indicator panel,
- and the area *required* for any path of travel through the room to other areas must be provided in addition to the requirements (ii) and (iii).

*Deemed-to-Satisfy Provisions***8. Ventilation and power supply**

A fire control room must be ventilated by-

- (a) natural ventilation from a *window* or doorway in an *external wall* of the building which opens directly into the fire control room from a roadway or *open space*; or
- (b) a pressurisation system that only serves the fire control room, and-
 - (i) is installed in accordance with AS/NZS 1668.1 as though the room is a *fire-isolated stairway*; and
 - (ii) is activated *automatically* by operation of the fire alarm, or sprinkler system complying with Specification E1.5, installed in the building and manually by an overriding control in the room; and
 - (iii) provides a flow of fresh air through the room of not less than 30 air changes per hour when the system is operating and any door to the room is open; and
 - (iv) has fans, motors and ductwork that form part of the system but not contained within the fire control room protected by enclosing construction with an FRL of not less than 120/120/120; and
 - (v) has any electrical supply to the fire control room or equipment necessary for its operation connected to the supply side of the main disconnection switch for the building,

and no openable devices other than necessary doorways, pressure controlled relief louvres and *windows* that are openable by a key, must be constructed in the fire control room.

9. Sign

The external face of the door to the fire control room must have a sign with the words-

FIRE CONTROL ROOM

in letters of not less than 50 mm high and of a colour which contrasts with that of the background.

Clause 8(b)(i)
amended by
Amdt No. 4

Amdt 11

Deemed-to-Satisfy Provisions

Clause 10
amended by
Amdt No. 8

10. Lighting

Emergency lighting in accordance with the *Deemed-to-Satisfy Provisions* of Part E4 must be provided in a fire control room, except that an illumination level of not less than 400 lux must be maintained at the surface of the plan table.

11. Equipment not permitted within a fire control centre or room

An internal combustion engine, pumps, sprinkler control valves, pipes and pipe fittings must not be located in a fire control centre or room, but may be located in rooms accessed through the fire control centre or room.

Clause 12
amended by
Amdt No. 8

12. Ambient sound level

- (a) The ambient sound level within the fire control centre or room measured when all fire safety equipment is operating in the manner in which it operates in an emergency must not exceed 65 dB(A).
- (b) The measurement must be taken for a sufficient time to characterize the effects of all sound sources. Where there is not a great variation in noise level, a measurement time of 60 seconds may be used.

Amdt 11

PART E2 SMOKE HAZARD MANAGEMENT

OBJECTIVE

- EO2** The *Objective* of this Part is to-
- (a) safeguard occupants from illness or injury by warning them of a fire so that they may safely evacuate; and
 - (b) safeguard occupants from illness or injury while evacuating during a fire.

FUNCTIONAL STATEMENT

- EF2.1** A building is to be provided with safeguards so that-
- (a) occupants are warned of a fire in the building so that they may safely evacuate; and
 - (b) occupants have time to safely evacuate before the environment in any *evacuation route* becomes untenable from the effects of fire.

PERFORMANCE REQUIREMENTS

- EP2.1** In a building providing sleeping accommodation, occupants must be provided with *automatic* warning on the detection of smoke so they may evacuate in the event of a fire to a *safe place*.

Application to
EP2.1 amended
by Amdt No. 11

Application:

EP2.1 only applies to a Class 2, 3, 9a or 9c building or Class 4 part.

- EP2.2**
- (a) In the event of a fire in a building the conditions in any *evacuation route* must be maintained for the period of time occupants take to evacuate the part of the building so that-
 - (i) the temperature will not endanger human life; and

Amdt 11

- (ii) the level of visibility will enable the *evacuation route* to be determined; and
 - (iii) the level of toxicity will not endanger human life.
- (b) The period of time occupants take to evacuate referred to in (a) must be appropriate to-
- (i) the number, mobility and other characteristics of the occupants; and
 - (ii) the function or use of the building; and
 - (iii) the travel distance and other characteristics of the building; and
 - (iv) the *fire load*; and
 - (v) the potential *fire intensity*; and
 - (vi) the *fire hazard*; and
 - (vii) any active *fire safety systems* installed in the building; and
 - (viii) *fire brigade* intervention.

Limitation:

EP2.2 does not apply to an *open-deck carpark* or *open spectator stand*.

PART E2 SMOKE HAZARD MANAGEMENT

Deemed-to-Satisfy Provisions

E2.0 Deemed-to-Satisfy Provisions

Performance Requirements EP2.1 and EP2.2 are satisfied by complying with-

- (a) E2.1 to E2.3; and
- (b) in a building containing an *atrium*, Part G3.

E2.1 Application of Part

- (a) The *Deemed-to-Satisfy Provisions* of this Part do not apply to any *open deck carpark* or *open spectator stand*.
- (b) The smoke exhaust and *smoke-and-heat vent* provisions of this Part do not apply to any area not used by occupants for an extended period of time such as a storeroom with a floor area less than 30 m², *sanitary compartment*, plant room or the like.

E2.2 General requirements

E2.2 amended by
Amdt No. 4

- (a) A building must comply with (b), (c), (d) and-
 - (i) Table E2.2a as applicable to Class 2 to 9 buildings such that each separate part complies with the relevant provisions for the classification; and
 - (ii) Table E2.2b as applicable to Class 6 and 9b buildings such that each separate part complies with the relevant provisions for the classification.
- (b) An air-handling system which does not form part of a smoke hazard management system in accordance with Table E2.2a or Table E2.2b and which recycles air from one *fire compartment* to another *fire compartment* or operates in a manner that may unduly contribute to the spread of smoke from one *fire compartment* to another *fire compartment* must-
 - (i) be designed and installed to operate as a smoke control system in accordance with AS/NZS 1668.1; or
 - (ii) (A) incorporate smoke dampers where the air-handling ducts penetrate any elements separating the *fire compartments* served; and

Deemed-to-Satisfy Provisions

- (B) be arranged such that the air-handling system is shut down and the smoke dampers are activated to close *automatically* by smoke detectors complying with Clause 4.10 of AS/NZS 1668.1; and

for the purposes of this provision, each *sole-occupancy unit* in a Class 2 or 3 building is treated as a separate *fire compartment*.

- (c) Miscellaneous air-handling systems covered by Sections 5 and 11 of AS/NZS 1668.1 serving more than one *fire compartment* (other than a *carpark* ventilation system) and not forming part of a smoke hazard management system must comply with that Section of the Standard.
- (d) A smoke detection system must be installed in accordance with Clause 5 of Specification E2.2a to operate AS/NZS 1668.1 systems that are provided for zone smoke control and *automatic* air pressurisation for fire-isolated *exits*.

E2.3 Provision for special hazards

Additional smoke hazard management measures may be necessary due to the-

- (a) special characteristics of the building; or
- (b) special function or use of the building; or
- (c) special type or quantity of materials stored, displayed or used in a building; or
- (d) special mix of classifications within a building or *fire compartment*,

which are not addressed in Tables E2.2a and E2.2b.

Deemed-to-Satisfy Provisions

**Table E2.2a
amended by
Amdt No. 11**

<p>Table E2.2a GENERAL PROVISIONS</p> <p>FIRE-ISOLATED EXITS</p> <p><i>A required-</i></p> <p>(a) <i>fire-isolated stairway</i>, including any associated <i>fire-isolated passageway</i> or <i>fire-isolated ramp</i> serving-</p> <p style="margin-left: 20px;">(i) any storey above an <i>effective height</i> of 25m; or</p> <p style="margin-left: 20px;">(ii) more than 2 below ground storeys, not counted in the <i>rise in storeys</i> in accordance with C1.2, or</p> <p style="margin-left: 20px;">(iii) an <i>atrium</i>; or</p> <p style="margin-left: 20px;">(iv) a Class 9a building with a <i>rise in storeys</i> of more than 2; and</p> <p style="margin-left: 20px;">(v) a Class 9c <i>aged care building</i> with a <i>rise in storeys</i> of more than 2; and</p> <p>(b) <i>fire-isolated passageway</i> or <i>fire-isolated ramp</i> with a length of travel more than 60 m to a road or <i>open space</i>,</p> <p>must be provided with-</p> <p>(c) an <i>automatic</i> air pressurisation system for fire-isolated exits in accordance with AS/NZS 1668.1; or</p> <p>(d) open access ramps or balconies in accordance with D2.5.</p> <p>Notes:</p> <p>1. An <i>automatic</i> air pressurisation system for fire-isolated exits applies to the entire exit.</p> <p>2. Refer D1.7(d) for pressurisation of a fire-isolated exit having more than 2 access doorways from within the same storey.</p> <p>BUILDINGS MORE THAN 25 M IN EFFECTIVE HEIGHT</p> <p>CLASS 2 AND 3 BUILDINGS AND CLASS 4 PART OF A BUILDING</p> <p>A Class 2 and 3 building or part of a building and Class 4 part of a building must be provided with an <i>automatic</i> smoke detection and alarm system complying with Specification E2.2a.</p> <p>Note: Refer C2.14 for division of <i>public corridors</i> greater than 40 m in length.</p> <p>CLASS 5, 6, 7b, 8 and 9b BUILDINGS</p> <p>A Class 5, 6, 7b, 8 and 9b building or part of a building must be provided with a zone smoke control system in accordance with AS/NZS 1668.1.</p> <p>Note: Refer Table E2.2b for Specific Provisions applicable to a Class 6 (in a <i>fire compartment</i> having a <i>floor area</i> of more than 2000 m²) and 9b building or part of a building.</p> <p>CLASS 9a BUILDINGS</p> <p>A Class 9a building must be provided with-</p> <p>(a) an <i>automatic</i> smoke detection and alarm system complying with Specification E2.2a; and</p> <p>(b) a zone smoke control system in accordance with AS/NZS 1668.1.</p>
--

Amdt 11

Deemed-to-Satisfy Provisions

<p>Table E2.2a GENERAL PROVISIONS (Continued)</p>
<p>Note: A building more than 25 m in <i>effective height</i> requires a sprinkler system under E1.5.</p>
<p>BUILDINGS NOT MORE THAN 25 M in EFFECTIVE HEIGHT</p>
<p>CLASS 2 AND 3 BUILDINGS AND CLASS 4 PART</p>
<p>A Class 2 and 3 building or part of a building and Class 4 part of a building-</p> <p>(a) must be provided with an <i>automatic</i> smoke detection and alarm system complying with Specification E2.2a; and</p> <p>(b) where a <i>required fire-isolated stairway</i> serving the Class 2 or 3 parts also serves one or more <i>storeys</i> of Class 5, 6, 7 (other than an <i>open deck carpark</i>), 8 or 9b parts-</p> <p style="margin-left: 20px;">(i) the <i>fire-isolated stairway</i>, including any associated <i>fire-isolated passageway</i> or <i>fire-isolated ramp</i>, must be provided with an <i>automatic</i> air pressurisation system for fire-isolated <i>exits</i> in accordance with AS/NZS1668.1; or</p> <p style="margin-left: 20px;">(ii) the Class 5, 6, 7 (other than an <i>open deck carpark</i>), 8 and 9b parts must be provided with-</p> <p style="margin-left: 40px;">(A) an <i>automatic</i> smoke detection and alarm system complying with Specification E2.2a; or</p> <p style="margin-left: 40px;">(B) a sprinkler system complying with Specification E1.5; and</p> <p>(c) where a <i>required fire-isolated stairway</i> serving the Class 4 part also serves one or more <i>storeys</i> of Class 5, 6, 7 (other than an <i>open deck carpark</i>), 8 or 9b parts-</p> <p style="margin-left: 20px;">(i) a system complying with (b)(i) or (b)(ii) must be installed; or</p> <p style="margin-left: 20px;">(ii) a smoke alarm or detector system complying with Specification E2.2a must be provided except that alarms or detectors need only be installed adjacent to each doorway into each <i>fire-isolated stairway</i> (set back horizontally from the doorway by a distance of not more than 1.5 m) to initiate a building occupant warning system for the Class 4 part.</p>
<p>Notes:</p> <p style="margin-left: 20px;">1. Refer C2.14 for division of <i>public corridors</i> greater than 40 m in length.</p> <p style="margin-left: 20px;">2. Refer Table E2.2b for Specific Provisions applicable to a Class 6 (in a <i>fire compartment</i> having a <i>floor area</i> of more than 2000 m²) and 9b building or part of a building.</p>
<p>CLASS 5, 6, 7b, 8 and 9b BUILDINGS</p>
<p>In a-</p> <p>(a) Class 5 or 9b <i>school</i> building or part of a building having a <i>rise in storeys</i> of more than 3; or</p> <p>(b) Class 6, 7b, 8 or 9b building (other than a <i>school</i>) or part of a building having a <i>rise in storeys</i> of more than 2; or</p> <p>(c) building having a <i>rise in storeys</i> of more than 2 and containing-</p>

Amdt 11

Deemed-to-Satisfy Provisions

Table E2.2a GENERAL PROVISIONS (Continued)	
<ul style="list-style-type: none"> (i) a Class 5 or 9b <i>school</i> part; and (ii) a Class 6, 7b, 8 or 9b (other than a <i>school</i>) part, 	<p>the building must be provided with-</p> <ul style="list-style-type: none"> (d) in each <i>required fire-isolated stairway</i>, including any associated <i>fire-isolated passageway</i> or <i>fire-isolated ramp</i>, an <i>automatic</i> air pressurisation system for fire-isolated <i>exits</i> in accordance with AS/NZS 1668.1; or (e) a zone smoke control system in accordance with AS/NZS 1668.1, if the building has more than one <i>fire compartment</i>; or (f) an <i>automatic</i> smoke detection and alarm system complying with Specification E2.2a; or (g) a sprinkler system complying with Specification E1.5.
<p>Notes:</p> <ul style="list-style-type: none"> 1. Refer Table E2.2b for Specific Provisions applicable to a Class 6 (in a <i>fire compartment</i> having a <i>floor area</i> of more than 2000 m²) and 9b building or part of a building. 2. Refer provisions under Class 2 and 3 buildings and Class 4 part in this Table where a Class 5, 6, 7b, 8 and 9b building contains a Class 2, 3 or 4 part. 	
CLASS 9a and 9c BUILDINGS	
<p>A Class 9a <i>health-care building</i> or a Class 9c <i>aged care building</i>, or a building containing a part thereof, must be provided throughout with-</p> <ul style="list-style-type: none"> (a) an <i>automatic</i> smoke detection and alarm system complying with Specification E2.2a; and (b) <i>automatic</i> shutdown of any air-handling system which does not form part of a zone smoke control system (other than individual room units with a capacity not more than 1000 l/s, systems serving critical treatment areas and miscellaneous exhaust air systems installed in accordance with Sections 5 and 11 of AS/NZS 1668.1) on the activation of- <ul style="list-style-type: none"> (i) smoke detectors installed in accordance with (a); and (ii) any other installed fire detection and alarm system including a sprinkler system complying with Specification E1.5; and (c) in a building having a <i>rise in storeys</i> of more than 2 and not more than 25 m <i>effective height</i> (not being a Class 9c <i>aged care building</i>)- <ul style="list-style-type: none"> (i) a zone smoke control system in accordance with AS/NZS 1668.1; or (ii) a sprinkler system complying with Specification E1.5 throughout with residential sprinkler heads in <i>patient care areas</i>. 	
<p>Note: Refer C2.5(d) provision for smoke dampers.</p>	

Amdt 11

Deemed-to-Satisfy Provisions

<p>Table E2.2a GENERAL PROVISIONS (Continued)</p> <p>CLASS 7a BUILDINGS</p> <p>A Class 7a building, including a basement, provided with a mechanical ventilation system in accordance with AS 1668.2 must comply with Clause 5.5 of AS/NZS 1668.1 and-</p> <p>(a) fans with metal blades suitable for operation at normal temperature may be used; and</p> <p>(b) the electrical power and control cabling need not be fire rated.</p> <p>BASEMENTS (other than Class 7a buildings)</p> <p>A basement, not counted in the <i>rise in storeys</i> in accordance with C1.2, must-</p> <p>(a) comply with measures in accordance with this Table applicable to the building generally; and</p> <p>(b) where the basement has a total <i>floor area</i> of more than 2000 m², be provided with-</p> <p>(i) if not more than 2 below ground <i>storeys</i>-</p> <p>(A) a zone smoke control system in accordance with AS/NZS 1668.1, if the basement has more than one <i>fire compartment</i>; or</p> <p>(B) an <i>automatic</i> smoke detection and alarm system complying with Specification E2.2a; or</p> <p>(C) a sprinkler system complying with Specification E1.5; or</p> <p>(ii) if more than 2 below ground <i>storeys</i>, a sprinkler system complying with Specification E1.5.</p> <p>Notes:</p> <p>1. Refer Table E2.2b for Specific Provisions applicable to a Class 6 (in a <i>fire compartment</i> having a <i>floor area</i> of more than 2000 m²) and 9b building or part of a building.</p> <p>2. Basements with more than 3 below ground <i>storeys</i> or containing Class 6 or 9b occupancies with a large number of occupants may require special consideration in accordance with E2.3.</p> <p>ATRIUMS</p> <p>Refer Part G3.</p>

Amdt 11

Deemed-to-Satisfy Provisions

**Table E2.2b
amended by
Amdt No. 4**

NSW Table E2.2b

<p>Table E2.2b SPECIFIC PROVISIONS</p> <p style="background-color: black; color: white; padding: 2px;">CLASS 6 BUILDINGS - IN FIRE COMPARTMENTS MORE THAN 2000 m</p> <p style="background-color: #cccccc; padding: 2px;">CLASS 6 BUILDINGS (not containing an enclosed common walkway or mall serving more than one shop)</p> <p>(a) Each <i>fire compartment</i> having a <i>floor area</i> of more than 2000 m², other than in a shop described in (b), must be provided with-</p> <ul style="list-style-type: none"> (i) an <i>automatic</i> smoke exhaust system complying with Specification E2.2b; or (ii) <i>Automatic smoke-and-heat vents</i> complying with Specification E2.2c, if the building is <i>single storey</i>; or (iii) if the <i>floor area</i> of the <i>fire compartment</i> is not more than 3500 m² and the building- <ul style="list-style-type: none"> (A) is <i>single storey</i>, an <i>automatic</i> smoke detection and alarm system complying with Specification E2.2a; or (B) has a <i>rise in storeys</i> of not more than 2, a sprinkler system complying with Specification E1.5. <p>(b) A shop within the <i>fire compartment</i> need not comply with (a) if it-</p> <ul style="list-style-type: none"> (i) has a <i>floor area</i> of not more than 2000 m²; and (ii) is <i>single storey</i> with a main public entrance opening to a road or <i>open space</i>. <p style="background-color: #cccccc; padding: 2px;">CLASS 6 BUILDINGS (containing an enclosed common walkway or mall serving more than one shop)</p> <p>(a) Each <i>fire compartment</i> having a <i>floor area</i> of more than 2000 m²-</p> <ul style="list-style-type: none"> (i) in the enclosed common walkway or mall; and (ii) in a shop with a <i>floor area</i> of more than 1000 m², opening onto the enclosed common walkway or mall; and (iii) in a shop, other than a shop described in (b), not opening onto the enclosed common walkway or mall, <p>must be provided with-</p> <ul style="list-style-type: none"> (A) an <i>automatic</i> smoke exhaust system complying with Specification E2.2b; or (B) <i>automatic smoke-and-heat vents</i> complying with Specification E2.2c, if the building is <i>single storey</i>; or (C) if the <i>floor area</i> of the <i>fire compartment</i> is not more than 3500 m² and the building has a <i>rise in storeys</i> of not more than 2, a sprinkler system complying with Specification E1.5.
--

Amdt 11

Deemed-to-Satisfy Provisions

<p>Table E2.2b SPECIFIC PROVISIONS (Continued)</p>
<p>(b) A shop within the <i>fire compartment</i> need not comply with (a)(iii) if it-</p> <ul style="list-style-type: none"> (i) has a <i>floor area</i> of not more than 2000 m²; and (ii) is single <i>storey</i> with a main public entrance opening to a road or open space.
<p>Note: A <i>fire compartment</i> having a <i>floor area</i> of more than 3500 m² in a Class 6 building requires a sprinkler system under E1.5.</p>
<p>CLASS 9b - ASSEMBLY BUILDINGS</p>
<p>NIGHTCLUBS and DISCOTHEQUES AND THE LIKE</p>
<p>A building or part of a building used as a nightclub, discotheque and the like must be provided with-</p> <ul style="list-style-type: none"> (a) <i>automatic</i> shutdown of any air-handling system (other than miscellaneous exhaust air systems installed in accordance with Sections 5 and 11 of AS/NZS 1668.1) which does not form part of the smoke hazard management system, on the activation of- <ul style="list-style-type: none"> (i) smoke detectors installed complying with Clause 5 of Specification E2.2a; and (ii) any other installed fire detection and alarm system, including a sprinkler system complying with Specification E1.5; and (b) <ul style="list-style-type: none"> (i) an <i>automatic</i> smoke exhaust system complying with Specification E2.2b; or (ii) automatic smoke-and-heat vents complying with Specification E2.2c, if the building is single <i>storey</i>; or (iii) a sprinkler system complying with Specification E1.5 with fast response sprinkler heads.
<p>EXHIBITION HALLS</p>
<p>A building or part of a building used as an exhibition hall must be provided with-</p> <ul style="list-style-type: none"> (a) <i>automatic</i> shutdown of any air-handling system (other than miscellaneous exhaust air systems installed in accordance with Sections 5 and 11 of AS/NZS 1668.1) which does not form part of the smoke hazard management system, on the activation of- <ul style="list-style-type: none"> (i) smoke detectors installed complying with Specification E2.2a; and (ii) any other installed fire detection and alarm system, including a sprinkler system complying with Specification E1.5; and (b) where the <i>floor area</i> is more than 2000 m² and not more than 3500 m²- <ul style="list-style-type: none"> (i) an <i>automatic</i> smoke exhaust system complying with Specification E2.2b; or (ii) automatic smoke-and-heat vents complying with Specification E2.2c, if the building is single <i>storey</i>; or (iii) a sprinkler system complying with Specification E1.5; and (c) where the <i>floor area</i> is more than 3500 m², a sprinkler system complying with Specification E1.5 and- <ul style="list-style-type: none"> (i) an <i>automatic</i> smoke exhaust system complying with Specification E2.2b; or (ii) automatic smoke-and-heat vents complying with Specification E2.2c, if the building is single <i>storey</i>.

Deemed-to-Satisfy Provisions

<p>Table E2.2b SPECIFIC PROVISIONS (Continued)</p>
THEATRES and PUBLIC HALLS
<p>A building or part of a building used as a theatre or public hall which-</p> <ul style="list-style-type: none"> (a) is a <i>school</i> assembly, church or community hall, and has a <i>stage</i> and any <i>backstage</i> area with a total <i>floor area</i> of more than 300 m²; or (b) is not a <i>school</i> assembly, church or community hall, and has a <i>stage</i> and any <i>backstage</i> area with a total <i>floor area</i> of more than 200 m²; or (c) has a <i>stage</i> with an associated rigging loft- must be provided with- <ul style="list-style-type: none"> (i) an <i>automatic</i> smoke exhaust system complying with Specification E2.2b; or (ii) <i>automatic smoke-and-heat vents</i> complying with Specification E2.2c, if the building is single <i>storey</i>.
THEATRES and PUBLIC HALLS (not listed above) INCLUDING LECTURE THEATRES AND CINEMA/AUDITORIUM COMPLEXES
<p>A building or part of a building used as a theatre and public hall (not listed above) including a lecture theatre and cinema/auditorium complex-</p> <ul style="list-style-type: none"> (a) must be provided with <i>automatic</i> shutdown of any air-handling system (other than miscellaneous exhaust air systems installed in accordance with Sections 5 and 11 of AS/NZS 1668.1) which does not form part of the smoke hazard management system, on the activation of- <ul style="list-style-type: none"> (i) smoke detectors installed complying with Specification E2.2a; and (ii) any other installed fire detection and alarm system, including a sprinkler system complying with Specification E1.5; and (b) other than in the case of a <i>school</i> lecture theatre, where the <i>floor area</i> of the <i>fire compartment</i> is more than 2000 m²- <ul style="list-style-type: none"> (i) an <i>automatic</i> smoke exhaust system complying with Specification E2.2b; or (ii) <i>automatic smoke-and-heat vents</i> complying with Specification E2.2c, if the building is single <i>storey</i>; or (iii) if the <i>floor area</i> of the <i>fire compartment</i> is not more than 5000 m² and the building has a <i>rise in storeys</i> of not more than 2- <ul style="list-style-type: none"> (A) an <i>automatic</i> smoke detection and alarm system complying with Specification E2.2a; or (B) a sprinkler system complying with Specification E1.5.

Amdt 11

Deemed-to-Satisfy Provisions

Table E2.2b SPECIFIC PROVISIONS (Continued)	
OTHER ASSEMBLY BUILDINGS (not listed above) and EXCLUDING SCHOOLS	
(a)	Each <i>fire compartment</i> , other than one in a building described in (b), having a <i>floor area</i> of more than 2000 m ² must be provided with- <ul style="list-style-type: none"> (i) an <i>automatic</i> smoke exhaust system complying with Specification E2.2b; or (ii) <i>automatic smoke-and-heat vents</i> complying with Specification E2.2c, if the building is <i>single storey</i>; or (iii) if the <i>floor area</i> of the <i>fire compartment</i> is not more than 5000 m² and the building has a <i>rise in storeys</i> of not more than 2- <ul style="list-style-type: none"> (A) an <i>automatic</i> smoke detection and alarm system complying with Specification E2.2a; or (B) a sprinkler system complying with Specification E1.5.
(b)	The following buildings are exempt from the provisions of (a): <ul style="list-style-type: none"> (i) Sporting complexes (including sports halls, gymnasiums, <i>swimming pools</i>, ice and roller rinks, and the like) other than an indoor sports stadium with a total spectator seating for more than 1000. (ii) Churches and other places used solely for religious worship.

Amdt 11

SPECIFICATION **E2.2a** SMOKE DETECTION AND ALARM SYSTEMS

Deemed-to-Satisfy Provisions

Clause 2
amended by
Amdt No. 11

Amdt 11

1. Scope

This Specification describes the installation and operation of *automatic* smoke detection and alarm systems.

2. Type of system

A *required automatic* smoke detection and alarm system must comply with the following:

(a) **Class 2 and 3 buildings and Class 4 part:**

- (i) Subject to (ii), a Class 2 and 3 building and Class 4 part must be provided with-
 - (A) a smoke alarm system complying with Clause 3; or
 - (B) a smoke detection system complying with Clause 4; or
 - (C) a combination of a smoke alarm system complying with Clause 3 within *sole-occupancy units* and a smoke detection system complying with Clause 4 in areas not within the *sole-occupancy units*.
- (ii) A Class 3 building must be provided with a smoke detection system complying with Clause 4 if it-
 - (A) has a Class 3 part located more than 2 *storeys* above ground level; or
 - (B) accommodates more than 20 residents and is used as a residential part of a *school* or accommodation for the aged, children or people with disabilities.

(b) **Class 5, 6, 7, 8 and 9b buildings:** A smoke detection system complying with Clause 4.

(c) **Class 9a health-care building:**

- (i) Where 6 or less bed patients are accommodated-
 - (A) a smoke alarm system complying with Clause 3; or

Deemed-to-Satisfy Provisions

- (B) a smoke detection system complying with Clause 4.
- (ii) Where more than 6 bed patients are accommodated, a smoke detection system complying with Clause 4.
- (d) **Class 9c aged care building:** A smoke detection system complying with Clause 4.

3. Smoke alarm system

- (a) A smoke alarm system must-
 - (i) consist of smoke alarms complying with AS 3786; and
 - (ii) be powered from the consumers mains source.
- (b) In kitchens and other areas where the use of the area is likely to result in smoke alarms causing spurious signals, heat alarms may be installed in lieu of smoke alarms, except where the kitchen or other area is sprinklered, the heat alarms need not be provided.
- (c) In a Class 2 or 3 building or Class 4 part, smoke alarms must be installed-
 - (i) within each *sole-occupancy unit*, located on or near the ceiling in any *storey*-
 - (A) containing bedrooms-
 - (aa) between each part of the *sole-occupancy unit* containing bedrooms and the remainder of the *sole-occupancy unit*; and
 - (bb) where bedrooms are served by a hallway, in that hallway; and
 - (B) not containing any bedrooms, in egress paths; and
 - (ii) in a building not protected with a sprinkler system, in *public corridors* and other internal public spaces, located in accordance with the requirements for smoke detectors in AS 1670.1 and connected to activate a building occupant warning system in accordance with Clause 6; and
- (d) In a Class 9a building, smoke alarms must be installed in every room, *public corridor* and other internal public spaces and-
 - (i) be located in accordance with the requirements for smoke detectors in AS 1670.1 and interconnected to provide a common alarm; and

Clause 3.2(c)(ii) amended by Amdt No. 8

Clause 3(d)(i) amended by Amdt No. 8

Amdt 11

Deemed-to-Satisfy Provisions

**Clause 4
amended by
Amdt No. 11**

- 4. Smoke detection system**
- (a) A smoke detection system must-
 - (i) subject to (c) and (d), comply with AS 1670.1 except for the provisions of-
 - (A) Clause 4.3(f); and
 - (B) * * * * *
 - (C) * * * * *
 - (ii) activate a building occupant warning system in accordance with Clause 6.
 - (b) In kitchens and other areas where the use of the area is likely to result in smoke detectors causing spurious signals, heat detectors may be installed in lieu of smoke detectors, except where the kitchen or other area is sprinklered, the heat detectors need not be provided.
 - (c) In a Class 2 or 3 building or Class 4 part of a building smoke detectors must be installed-
 - (i) within each *sole-occupancy unit*, located in accordance with the requirements for smoke alarms in Clause 3(c)(i); and
 - (ii) in a building not protected with a sprinkler system, in *public corridors* and other internal public spaces.
 - (d) In a Class 9a *health-care building*-
 - (i) (A) photo-electric type smoke detectors must be installed in *patient care areas* and alternate photo-electric and ionisation detectors must be installed in paths of travel to *exits* from *patient-care areas*; and
 - (B) in areas other than *patient care areas* and paths of travel to *exits* from *patient care areas*, type "A" rate of rise heat detectors may be installed in lieu of smoke detectors, except that the heat detectors need not be installed if the area is sprinklered; and

Amdt 11

Deemed-to-Satisfy Provisions

- (ii) manual call points must be installed in *evacuation routes* so that no point on a floor is more than 30 m from a manual call point.
- (e) In a Class 9c aged care building–
 - (i) remote automatic indication of each zone must be given in each *smoke compartment*; and
 - (ii) indication of (i) must be indicated on remote annunciator panels with alpha numeric displays with a minimum of 20 characters of 9 mm minimum height; and
 - (iii) if the building accommodates more than 20 residents, manual call points must be installed in paths of travel so that no point on a floor is more than 30 m from a manual call point.

Vic Spec E2.2a
4(e)

Amdt 11

5. Smoke detection for smoke control systems

- (a) Smoke detectors *required* to activate air pressurisation systems for fire-isolated *exits* and zone smoke control systems must-
 - (i) be installed in accordance with AS/NZS 1668.1; and
 - (ii) have additional smoke detectors installed adjacent to each bank of lift landing doors set back horizontally from the door openings by a distance of not more than 3 m.
- (b) Smoke detectors *required* to activate-
 - (i) *automatic* shutdown of air-handling systems in accordance with Table E2.2b; or
 - (ii) a smoke exhaust system in accordance with Specification E2.2b,
 must-
 - (iii) be spaced-
 - (A) not more than 20 m apart and not more than 10 m from any wall, bulkhead or smoke curtain; and
 - (B) in enclosed malls and walkways in a Class 6 building not more than 15 m apart and not more than 7.5 m from any wall, bulkhead or curtain; and

Clause 5
amended by
Amdt No. 10

Deemed-to-Satisfy Provisions

- (iv) have a sensitivity-
 - (A) in accordance with AS/NZS 1668.1 in areas other than a multi-storey walkway and mall in a Class 6 building; and
 - (B) not exceeding 0.5% smoke obscuration per metre with compensation for external airborne contamination as necessary, in a multi-storey walkway and mall in a Class 6 building.
- (c) Smoke detectors provided to activate a smoke control system must-
 - (i)
 - (A) form part of a building fire or smoke detection system complying with AS 1670.1; or
 - (B) be a separate dedicated system incorporating Grade 1 control and indicating equipment with alarm verification facility and complying with AS 4428.1; and
 - (ii) activate a building occupant warning system complying with Clause 6, except that smoke detectors provided solely to initiate *automatic* shutdown of air-handling systems in accordance with (b)(i) need not activate a building occupant warning system.

6. Building occupant warning system

A building occupant warning system must comply with Clause 8.7 of AS 1670.1 to sound through all occupied areas except-

- (a) in a Class 2 and 3 building or Class 4 part provided with a smoke alarm system in accordance with Clause 3(c)(ii)-
 - (i) the sound pressure level need not be measured within a *sole-occupancy unit* if a level of not less than 85 dB(A) is provided at the door providing access to the *sole-occupancy unit*; and
 - (ii) the inbuilt sounders of the smoke alarms may be used to wholly or partially meet the requirements; and
- (b) in a Class 2 and 3 building or Class 4 part provided with a smoke detection system in accordance with Clause 4(c), the sound pressure level from a warning system need not be measured within a *sole-occupancy unit* if a level of not less than 100 dB(A) is provided at the door providing access to the *sole-occupancy unit*; and
- (c) in a Class 3 building used as a *residential aged care building*, the system-

**Clause 6
amended by
Amdt No. 11**

Amdt 11

Deemed-to-Satisfy Provisions

- (i) must be arranged to provide a warning for occupants; and
- (ii) in areas used by residents, may have its alarm adjusted in volume and content to minimise trauma consistent with the type and condition of residents; and
- (d) in a Class 9a *health-care building*, in a *patient care area*, the system-
 - (i) must be arranged to provide a warning for occupants; and
 - (ii) in a *ward area*, may have its alarm adjusted in volume and content to minimise trauma consistent with the type and condition of the patients.
- (e) in a Class 9c *aged care building*, the system-
 - (i) must be arranged to provide a warning for occupants; and
 - (ii) must notify staff caring for the residents of the building; and
 - (iii) in areas used by residents, may have its alarm adjusted in volume and content to minimise trauma consistent with the type and condition of resident.

7. System monitoring

The following installations must be permanently connected with a direct data link or other approved monitoring system to a fire station or fire station dispatch centre:

- (a) A smoke detection system in a Class 3 building provided in accordance with Clause 2(a)(ii).
- (b) A smoke detection system in a Class 9a *health-care building*, if the building accommodates more than 20 patients.
- (c) A smoke detection system in a Class 9c *aged care building*.
- (d) Smoke detection in accordance with Clause 5 provided to activate-
 - (i) a smoke exhaust system in accordance with Specification E2.2b; or
 - (ii) *smoke-and-heat vents* in accordance with Specification E2.2c.
- (e) A fire detection system installed in accordance with C2.3(a)(i)(A).

Clause 7 amended by Amdt No. 11

Vic Spec E2.2a 7(b)

Vic Spec E2.2a 7(c)

NSW Spec E2.2a 7(e)

SPECIFICATION **E2.2b** SMOKE EXHAUST SYSTEMS

Deemed-to-Satisfy Provisions

1. Scope

This Specification describes the requirements for mechanical smoke exhaust systems.

2. Smoke exhaust capacity

- (a) Smoke exhaust fans must have a sufficient capacity to contain the smoke layer-
 - (i) within a smoke reservoir formed in accordance with Clause 4 and not less than 2 m above the highest floor level; and
 - (ii) above the top of any openings interconnecting different smoke reservoirs.
- (b) Exhaust rates must be determined in accordance with Figure 2.1, with the height measurement taken from the lowest floor level to the underside of the smoke layer.

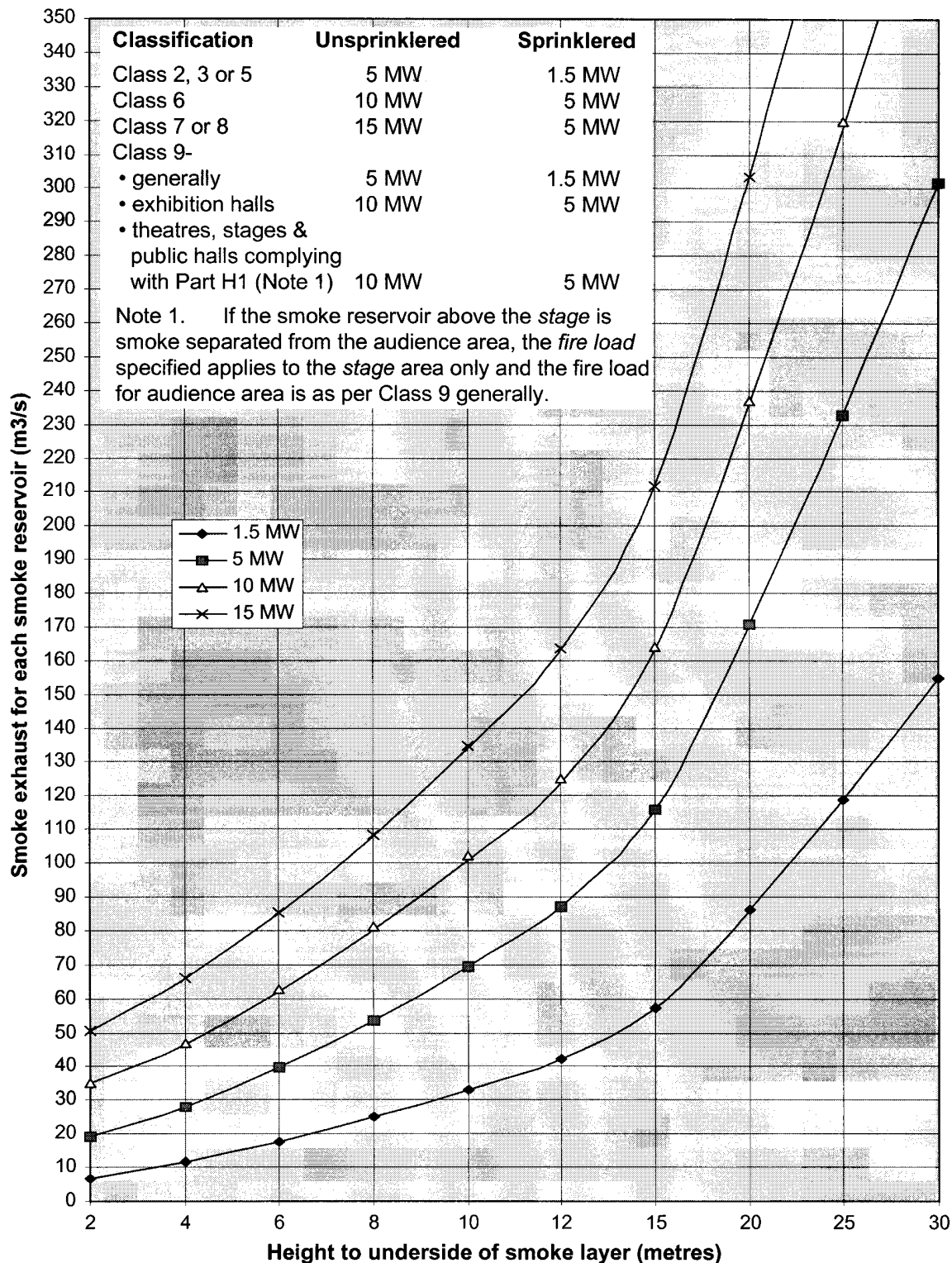
3. Smoke exhaust fans

Each smoke exhaust fan, complete with its drive, flexible connections, control gear and wiring must-

- (a) be constructed and installed so that it is capable of continuous operation (exhausting the *required* volumetric flow rate at the installed system resistance) at a temperature of 200° C for a period of not less than 1 hour; and
- (b) in a building not fitted with a sprinkler system, be capable of continuous operation at a temperature of 300° C for a period of not less than 30 minutes; and
- (c) be rated to handle the *required* volumetric flow rate at ambient temperature to be capable of exhausting cool smoke during the early stages of a fire and to allow routine testing; and
- (d) have any high temperature overload devices installed, *automatically* overridden during the smoke exhaust operation.

Deemed-to-Satisfy Provisions

Figure 2.1
SMOKE EXHAUST RATE



Amdt 11

*Deemed-to-Satisfy Provisions***4. Smoke reservoirs**

- (a) A fire compartment must be divided at ceiling level into smoke reservoirs formed by smoke baffles/curtains of *non-combustible* and non-shatterable construction.
- (b) The horizontal area of a smoke reservoir must not exceed 2000 m² and in enclosed walkways and malls of a Class 6 building must not exceed 60 m in length.
- (c) Smoke reservoirs must be of sufficient depth to contain the smoke layer and must not be less than 500 mm below an imperforate ceiling or roof.
- (d) (i) Within a multi-storey fire compartment, a *non-combustible* bulkhead or smoke baffle/curtain must be provided around the underside of each opening into a building void to minimise the spread of smoke to other storeys.
- (ii) The depth of the bulkhead or smoke baffle must be not less than the depth of the smoke reservoir provided under (c) plus an additional 400 mm.

5. Smoke exhaust fan and vent location

Smoke exhaust fans and vents must be located-

- (a) such that each smoke reservoir is served by one or more fans with the maximum exhaust rate at any one point limited to avoid extracting air from below the smoke layer; and
- (b) to prevent the formation of stagnant regions resulting in excessive cooling and downward mixing of smoke; and
- (c) at natural collection points for the hot smoky gases within each smoke reservoir having due regard to the ceiling geometry and its effect on the migratory path of the smoke; and
- (d) away from the intersection of walkways or malls; and
- (e) to ensure that any voids containing escalators and/or stairs commonly used by the public are not used as a smoke exhaust path; and
- (f) to discharge directly to outdoor with a velocity of not less than 5 m/s, at a suitable point not less than 6 m from any air intake point or *exit*.

*Deemed-to-Satisfy Provisions***6. Make-up air**

- (a) Low level make-up air must be provided either automatically or via permanent ventilation openings to replace the air exhausted so as to minimise-
 - (i) any disturbance of the smoke layer due to turbulence created by the incoming air; and
 - (ii) the risk of smoke migration to areas remote from the fire due to the effect of make-up air on the air balance of the total system.
- (b) The velocity of make-up air through doorways must not exceed 2.5 m/s.
- (c) Within a *multi-storey fire compartment*, make-up air must be provided across each vertical opening from a building void to the fire-affected *storey* at an average velocity of 1 m/s so as to minimise the spread of smoke from the fire-affected *storey* to other *storeys*.

7. Smoke exhaust system control

- (a) Each smoke exhaust fan must be activated sequentially by smoke detectors complying with Specification E2.2a and arranged in zones to match the smoke reservoir served by the fan(s).
- (b) Subject to (c) and (d), an air handling system (other than individual room units less than 1000 l/s and miscellaneous exhaust air systems installed in accordance with Sections 5 and 11 of AS/NZS 1668.1) which does not form part of the smoke hazard management system must be *automatically* shut down on the activation of the smoke exhaust system.
- (c) In a single *storey fire compartment*, air handling systems in all non fire-affected zones may operate on 100% *outdoor air* to provide make-up air to the fire-affected zone.
- (d) Within a *multi-storey fire compartment*, air handling systems in all non fire-affected zones and *storeys* must operate at 100% *outdoor air* to provide make-up air to the fire-affected *storey* via building voids connecting *storeys*.
- (e) Manual override control and indication together with operating instructions for use by emergency personnel must be provided adjacent to the fire indicator panel in accordance with the requirements of Clauses 4.13 and 4.15 of AS/NZS 1668.1.

Clause 7
amended by
Amdt No. 4

Amdt 11

Deemed-to-Satisfy Provisions

- (f) Manual control for the smoke exhaust system must also be provided at a location normally used by the *stage* manager in a theatre.
- (g) Power supply wiring to exhaust fans together with detection, control, and indication circuits (and where necessary to *automatic* make-up air supply arrangements) must comply with AS/NZS 1668.1.

8. Smoke detection

A smoke detection system must be installed in accordance with Specification E2.2a to activate the smoke exhaust system.

SPECIFICATION E2.2c SMOKE-AND-HEAT VENTS

Deemed-to-Satisfy Provisions

1. Adoption of AS 2665

**Clause 1
amended by
Amdt No. 10**

Automatic smoke-and-heat vents must be installed as a system complying with AS 2665 except that-

(a) * * * * *

(b) * * * * *

(c) permanently open vents may form part of the smoke/heat venting system provided they comply with the relevant criteria for *automatic smoke-and-heat vents* in AS 2665.

2. Controls

**Clause 2
amended by
Amdt No. 10**

Where a *smoke-and-heat vent* system is installed to comply with Table E2.2b, the following must apply:

(a) In addition to thermally released link operation, *smoke-and-heat vents* must also be initiated by smoke detection complying with Clauses 5 and 7 of Specification E2.2a and arranged in zones to match the smoke reservoirs.

(b) * * * * *

(c) * * * * *

3. * * * * *

**Clause 3
amended by
Amdt No. 2 and
deleted by
Amdt No. 3**

Amdt 11

PART E3 LIFT INSTALLATIONS

OBJECTIVE

- EO3** The *Objective* of this Part is to-
- (a) facilitate the safe movement of occupants; and
 - (b) facilitate access for emergency services personnel to carry out emergency procedures and assist in the evacuation of occupants.

FUNCTIONAL STATEMENTS

- EF3.1** Where a passenger lift is provided, it is to facilitate safe and easy-
- (a) movement for occupants with disabilities; and
 - (b) evacuation of occupants, who due to illness or injury need stretcher assistance.

Application:

EF3.1(b) only applies to a building with an *effective height* of more than 12 m.

- EF3.2** A building is to be provided with one or more passenger lifts to facilitate-
- (a) the safe access for emergency services personnel; and
 - (b) safe and easy evacuation of occupants who due to illness, injury or disability cannot use stairways in the event of an emergency.

Application:

EF3.2 only applies to-

- (a) a building with an *effective height* of more than 25 m; and
- (b) a Class 9a building in which *patient care areas* are located above a level with direct access to a road or *open space*.

- EF3.3** A building having a passenger lift is to be provided with measures to alert occupants when use of the lift is inappropriate.

PERFORMANCE REQUIREMENTS

- EP3.1** Stretcher facilities must be provided-
- (a) in at least one emergency lift *required* by EP3.2; or
 - (b) where an emergency lift is not *required* and a passenger lift is provided, in at least one lift, to serve each floor in the building served by the passenger lift.

Application:

EP3.1(b) only applies to a building with an *effective height* of more than 12 m.

- EP3.2** One or more passenger lifts fitted as emergency lifts to serve each floor served by the lifts in a building must be installed to facilitate the activities of the *fire brigade* and other emergency services personnel.

Application:

EP3.2 only applies to-

- (a) a building with an *effective height* of more than 25 m; and
- (b) a Class 9a building in which *patient care areas* are located at a level that does not have direct access to a road or *open space*.

- EP3.3** Signs or other means must be provided to warn occupants against the use of a lift during a fire.

- EP3.4** When a passenger lift is provided in a building *required* to be *accessible*, it must be suitable for use by occupants with disabilities.

Application amended by Amdt No. 3

Amdt 11

PART E3 LIFT INSTALLATIONS

Deemed-to-Satisfy Provisions

E3.0 amended by
Amdt No. 11

E3.0 Deemed-to-Satisfy Provisions

Performance Requirements EP3.1 to EP3.4 are satisfied by complying with E3.1 to E3.8.

E3.1 * * * * *

This clause has deliberately been left blank.

E3.2 Stretcher facility in lifts

- (a) A stretcher facility in accordance with (b) must be provided-
- (i) in at least one emergency lift *required* by E3.4; or
 - (ii) where an emergency lift is not *required*, if passenger lifts are installed in any building with an *effective height* of more than 12 m, in at least one of those lifts to serve each floor served by the lifts.
- (b) A stretcher facility must accommodate a raised stretcher with a patient lying on it horizontally by providing a clear space not less than 600 mm wide x 2000 mm long x 1400 mm high above the floor level.

E3.3 Warning against use of lifts in fire

A warning sign must-

- (a) be displayed where it can be readily seen-
- (i) near every call button for a passenger lift or group of lifts throughout a building; except
 - (ii) a small lift such as a dumb-waiter or the like that is for the transport of goods only; and
- (b) comply with the details and dimensions of Figure E3.3 and consist of-
- (i) incised, inlaid or embossed letters on a metal, wood, plastic or similar plate securely and permanently attached to the wall; or
 - (ii) letters incised or inlaid directly into the surface of the material forming the wall.

Amdt 11

Deemed-to-Satisfy Provisions

Figure E3.3 WARNING SIGN FOR PASSENGER LIFTS



E3.4 Emergency lifts

- (a) At least one emergency lift complying with (e) must be installed in-
 - (i) a building which has an *effective height* of more than 25 m; and
 - (ii) a Class 9a building in which *patient care areas* are located at a level that does not have direct egress to a road or *open space*.
- (b) An emergency lift may be combined with a passenger lift and must serve those *storeys* served by the passenger lift so that all *storeys* of the building served by passenger lifts are served by at least one emergency lift.
- (c) Where two or more passenger lifts are installed and serve the same *storeys*, excluding a lift that is within an *atrium* and not contained wholly within a *shaft*-
 - (i) at least two emergency lifts must be provided to serve those *storeys*; and
 - (ii) if located within different *shafts*, at least one emergency lift must be provided in each *shaft*.
- (d) An emergency lift must be contained within a *fire-resisting shaft* in accordance with the requirements of C2.10.
- (e) An emergency lift must-
 - (i) comply with AS 1735.2; and
 - (ii) in a Class 9a building serving a *patient care area*-

E3.4(a)(ii) amended by Amdt No. 3

E3.4(d) amended by Amdt No. 5

Deemed-to-Satisfy Provisions

- (A) have the following minimum dimensions, measured clear of all obstructions, including handrails, etc.

Minimum depth of car 2280 mm

Minimum width of car 1600 mm

Minimum floor to ceiling height 2300 mm

Minimum door height 2100 mm

Minimum door width 1300 mm; and

- (B) be connected to a standby power supply system where installed; and

- (iii) have a rating of at least 600 kg if the building has an *effective height* of more than 75 m.

E3.5 Landings

- (a) The provisions of Clause 12.2- "Access" of AS 1735.2 do not apply.
- (b) Access and egress to and from liftwell landings must comply with the *Deemed-to-Satisfy Provisions* of Section D.

E3.6 amended by
Amdt No. 10

E3.6 Facilities for people with disabilities

Where *required* by D3.3(a), every passenger lift must-

- (a) be provided with a handrail complying with the provisions for a mandatory handrail in AS 1735.12; and
- (b) have minimum internal floor dimensions complying with AS 1735.12; and
- (c) have doors with a minimum clear opening complying with AS 1735.12; and
- (d) be fitted with a series of door opening sensory devices which will detect a 75 mm diameter rod across the door opening between 50 mm and 1550 mm above floor level; and
- (e) have car control buttons complying with Section 7 of AS 1735.12.

E3.7 inserted by
Amdt No. 3

E3.7 Fire service controls

All passenger lift cars must be provided with fire service controls in accordance with AS 1735.2.

*Deemed-to-Satisfy Provisions***E3.8 Aged care buildings**

Where residents in a Class 9c *aged care building* are on levels which do not have direct access to a road or *open space*, the building must be provided with either,

- (a) at least one lift to accommodate a stretcher in accordance with E3.2(b); or
- (b) a ramp in accordance with AS1428.1, and

the lift or ramp must discharge at a level providing direct access to a road or *open space*.

E3.8 inserted by
Amdt No. 11

Amdt 11

PART E4 EMERGENCY LIGHTING, EXIT SIGNS AND WARNING SYSTEMS

OBJECTIVE

- EO4** The *Objective* of this Part is, in an emergency, to safeguard occupants from injury by-
- (a) having adequate lighting; and
 - (b) having adequate identification of *exits* and paths of travel to *exits*; and
 - (c) being made aware of the emergency.

FUNCTIONAL STATEMENT

- EF4.1** A building is to be provided with-
- (a) adequate lighting upon failure of normal artificial lighting during an emergency; and
 - (b) adequate means-
 - (i) of warning occupants to evacuate; and
 - (ii) to manage the evacuation process; and
 - (iii) to identify *exits* and paths of travel to an *exit*.

PERFORMANCE REQUIREMENTS

- EP4.1** A level of illumination for safe evacuation in an emergency must be provided, to the degree necessary, appropriate to-
- (a) the function or use of the building; and
 - (b) the *floor area* of the building; and
 - (c) the distance of travel to an *exit*.

Limitation to EP4.1 amended by Amdt No. 11

Limitation:

EP4.1 does not apply to the internal parts of a *sole-occupancy unit* in a Class 2, 3 or 9c building or Class 4 part of a building.

- EP4.2** To facilitate evacuation, suitable signs or other means of identification must, to the degree necessary-
- (a) be provided to identify the location of *exits*; and
 - (b) guide occupants to *exits*; and
 - (c) be clearly visible to occupants; and
 - (d) operate in the event of a power failure of the main lighting system for sufficient time for occupants to safely evacuate.

Limitation:

EP4.2 does not apply to the internal parts of a *sole-occupancy unit* in a Class 2 or 3 building or Class 4 part of a building.

- EP4.3** To warn occupants of an emergency and assist evacuation of a building, an emergency warning and intercommunication system must be provided, to the degree necessary, appropriate to-
- (a) the *floor area* of the building; and
 - (b) the function or use of the building; and
 - (c) the height of the building.

Limitation to
EP4.2 inserted by
Amdt No. 5

Amdt 11

PART E4 EMERGENCY LIGHTING, EXIT SIGNS AND WARNING SYSTEMS

Deemed-to-Satisfy Provisions

E4.0 Deemed-to-Satisfy Provisions

Performance Requirements EP4.1 to EP4.3 are satisfied by complying with E4.1 to E4.9.

E4.1 * * * * *

This clause has deliberately been left blank.

E4.2 amended by
Amdt No. 11

E4.2 Emergency lighting requirements

An emergency lighting system must be installed-

- (a) in every *fire-isolated stairway, fire-isolated ramp or fire-isolated passageway*; and
- (b) in every *storey* of a Class 5, 6, 7, 8 or 9 building where the *storey* has a *floor area* more than 300 m²-
 - (i) in every passageway, corridor, hallway, or the like, that is part of the path of travel to an *exit*; and
 - (ii) in any room having a *floor area* more than 100 m² that does not open to a corridor or space that has emergency lighting or to a road or *open space*; and
 - (iii) in any room having a *floor area* more than 300 m²; and
- (c) in every passageway, corridor, hallway, or the like, having a length of more than 6 m from the entrance doorway of any *sole-occupancy unit* in a Class 2 or 3 building or Class 4 part to the nearest doorway opening directly to-
 - (i) a *fire-isolated stairway, fire-isolated ramp or fire-isolated passageway*; or
 - (ii) an external stairway serving instead of a *fire-isolated stairway* under D1.8; or
 - (iii) an external balcony leading to a *fire-isolated stairway, fire-isolated ramp or fire-isolated passageway*; or
 - (iv) a road or *open space*; and
- (d) in every *required non fire-isolated stairway*; and
- (e) in a *sole-occupancy unit* in a Class 5, 6 or 9 building if-

Amdt 11

Deemed-to-Satisfy Provisions

- (i) the *floor area* of the unit is more than 300 m²; and
 - (ii) an *exit* from the unit does not open to a road or *open space* or to an external stairway, passageway, balcony or ramp, leading directly to a road or *open space*; and
- (f) in every room or space to which there is public access in every *storey* in a Class 6 or 9b building if-
- (i) the *floor area* in that *storey* is more than 300 m²; or
 - (ii) any point on the floor of that *storey* is more than 20 m from the nearest doorway opening directly to a stairway, ramp, passageway, road or *open space*; or
 - (iii) egress from that *storey* involves a vertical rise within the building of more than 1.5 m, or any vertical rise if the *storey* concerned does not admit sufficient light; or
 - (iv) the *storey* provides a path of travel from any other *storey* required by (i), (ii) or (iii) to have emergency lighting; and
- (g) in a Class 9a *health-care building*-
- (i) in every passageway, corridor, hallway, or the like, serving a *treatment area* or a *ward area*; and
 - (ii) in a *patient care area* having a *floor area* of more than 120 m²; and
- (h) in every Class 9c *aged care building* excluding within *sole-occupancy units*; and
- (i) in every *required* fire control centre.

E4.3 Measurement of distance

Distances, other than vertical rise, must be measured along the shortest path of travel whether by straight lines, curves or a combination of both.

E4.4 Design and operation of emergency lighting

Every *required* emergency lighting system must comply with AS/NZS 2293.1.

E4.5 Exit signs

An *exit* sign must be clearly visible to persons approaching the *exit*, and must be installed on, above or adjacent to each-

- (a) door providing direct egress from a *storey* to-
 - (i) an enclosed stairway, passageway or ramp serving as a *required exit*; and

E4.4 amended by
Amdt No. 3

Deemed-to-Satisfy Provisions

- (ii) an external stairway, passageway or ramp serving as a *required exit*; and
- (iii) an external access balcony leading to a *required exit*; and
- (b) door from an enclosed stairway, passageway or ramp at every level of discharge to a road or *open space*; and
- (c) *horizontal exit*; and
- (d) door serving as, or forming part of, a *required exit* in a *storey required* to be provided with emergency lighting in accordance with E4.2.

E4.6 Direction signs

NSW E4.6

If an *exit* is not readily apparent to persons occupying or visiting the building then *exit* signs with directional arrows must be installed in appropriate positions in corridors, hallways, lobbies, and the like, indicating the direction to a *required exit*.

E4.7 Class 2 and 3 buildings and Class 4 parts: Exemptions

E4.5 does not apply to-

- (a) a Class 2 building in which every door referred to is clearly and legibly labelled on the side remote from the *exit* or balcony-
 - (i) with the word "EXIT" in capital letters 25 mm high in a colour contrasting with that of the background; or
 - (ii) by some other suitable method; and
- (b) an entrance door of a *sole-occupancy unit* in a Class 2 or 3 building or Class 4 part.

*Deemed-to-Satisfy Provisions***E4.8 Design and operation of exit signs**

Every *required exit* sign must-

- (a) comply with AS/NZS 2293.1; and
- (b) be clearly visible at all times when the building is occupied by any person having the right of legal entry to the building.

E4.8 amended by
Amdt No. 3

E4.9 Emergency warning and intercommunication systems

An emergency warning and intercommunication system complying where applicable with AS 2220 Parts 1 and 2 must be installed-

- (a) in a building with an *effective height* of more than 25 m; and
- (b) in a Class 3 building having a *rise in storeys* of more than 2 and used as-
 - (i) the residential part of a *school*; or
 - (ii) accommodation for the aged, children or people with disabilities; and
- (c) in a Class 3 building used as a *residential aged care building*, except that the system-
 - (i) must be arranged to provide a warning for occupants; and
 - (ii) in areas used by the residents, may have its alarm adjusted in volume and content to minimise trauma consistent with the type and condition of residents; and
- (d) in a Class 9a building having a *floor area* of more than 1000 m² or a *rise in storeys* of more than 2, and the system-
 - (i) must be arranged to provide a warning for occupants; and
 - (ii) in a *ward area*, may have its alarm adjusted in volume and content to minimise trauma consistent with the type and condition of patients; and
- (e) in a Class 9b building-
 - (i) used as a *school* and having a *rise in storeys* of more than 3; or
 - (ii) used as a theatre, public hall, or the like, having a *floor area* more than 1000 m² or a *rise in storeys* of more than 2.

E4.9 amended by
Amdt No. 4

SECTION **F**

Amdt 11

HEALTH AND AMENITY

- F1 Damp and Weatherproofing**
 - F2 Sanitary and Other Facilities**
 - F3 Room Sizes**
 - F4 Light and Ventilation**
 - F5 Sound Transmission and Insulation**
-

SECTION F CONTENTS

	Page
Part F1 Damp and Weatherproofing	16,021
Objective FO1	
Functional Statements FF1.1 - FF1.3	
Performance Requirements FP1.1 - FP1.7	
F1.0 Deemed-to-Satisfy Provisions	
F1.1 Stormwater drainage	
F1.2 * * * * *	
F1.3 * * * * *	
F1.4 * * * * *	
F1.5 Roof coverings	
F1.6 Sarking	
F1.7 Water proofing of wet areas in buildings	
F1.8 * * * * *	
F1.9 Damp-proofing	
F1.10 Damp-proofing of floors on the ground	
F1.11 Provision of floor wastes	
F1.12 Sub-floor ventilation	
F1.13 Glazed assemblies	
Part F2 Sanitary and Other Facilities	16,301
Objective FO2	
Functional Statements FF2.1 - FF2.4	
Performance Requirements FP2.1 - FP2.6	
F2.0 Deemed-to-Satisfy Provisions	
F2.1 Facilities in residential buildings	
F2.2 Calculation of number of occupants and fixtures	
F2.3 Facilities in Class 3 to 9 buildings	
F2.4 Facilities for people with disabilities	
F2.5 Construction of sanitary compartments	
F2.6 Interpretation: Urinals and washbasins	

		Page
F2.7	Microbial (legionella) control	
F2.8	Waste management	
Part F3	Room Sizes	16,501
	Objective FO3	
	Functional Statement FF3.1	
	Performance Requirement FP3.1	
F3.0	Deemed-to-Satisfy Provisions	
F3.1	Height of rooms and other spaces	
Part F4	Light and Ventilation	16,701
	Objective FO4	
	Functional Statements FF4.1 - FF4.3	
	Performance Requirements FP4.1 - FP4.5	
F4.0	Deemed-to-Satisfy Provisions	
F4.1	Provision of natural light	
F4.2	Methods and extent of natural lighting	
F4.3	Natural light borrowed from adjoining room	
F4.4	Artificial lighting	
F4.5	Ventilation of rooms	
F4.6	Natural ventilation	
F4.7	Ventilation borrowed from adjoining room	
F4.8	Restriction on position of water closets and urinals	
F4.9	Airlocks	
F4.10	* * * * *	
F4.11	Carparks	
F4.12	Kitchen local exhaust ventilation	
Part F5	Sound Transmission and Insulation	16,901
	Objective FO5	
	Functional Statement FF5.1	
	Performance Requirements FP5.1 - FP5.4	
F5.0	Deemed-to-Satisfy Provisions	

Amdt 11

	Page	
F5.1	Application of part	
F5.2	Weighted sound reduction index: Interpretation	
F5.3	Sound insulation of floors between units	
F5.4	Sound insulation of walls between units	
F5.5	Walls between a bathroom, sanitary compartment, laundry or kitchen and a habitable room in adjoining unit	
F5.6	Soil and waste pipes to be separated	
F5.7	Isolation of pumps	
F5.8	Walls between a bedroom and kitchen or laundry in a Class 9c building	
Specification F5.2	Sound Insulation for Building Elements	
Specification F5.5	Impact Sound - Test of Equivalence	
ACT Appendix	(Additional provisions - refer to ACT Contents for full details)	40,001
F3.101	Carparking facilities	
Part F6	Energy Efficiency	
Qld Appendix	(Additional provisions - refer to Qld Contents for full details)	46,001
Part F101	Vermin Control	
Tas Appendix	(Additional provisions - refer to Tas Contents for full details)	50,001
F2.101	Non-flushed urinals	
F2.102	Installation of closet fixtures	
F4.101	Fixed natural ventilation	
Vic Appendix	(Additional provisions - refer to Vic Contents for full details)	53,001
F2.101	First aid rooms	
F3.101	Children's services - size of rooms	
F3.102	Class 3 buildings - size of rooms	
F3.103	Class 3 and 9a residential aged care buildings - size of rooms	
Part F6	Energy Efficiency	

PART F1 DAMP AND WEATHERPROOFING

OBJECTIVE

- FO1** The *Objective* of this Part is to-
- (a) safeguard occupants from illness or injury and protect the building from damage caused by-
 - (i) *surface water*; and
 - (ii) external moisture entering a building; and
 - (iii) the accumulation of internal moisture in a building; and
 - (b) protect *other property* from damage caused by redirected *surface water*.

FUNCTIONAL STATEMENTS

- FF1.1** A building including any associated *sitework* is to be constructed in a way that protects people and *other property* from the adverse effects of redirected *surface water*.
- FF1.2** A building is to be constructed to provide resistance to moisture penetrating from the outside including rising from the ground.
- FF1.3** A building is to be constructed to avoid the likelihood of-
- (a) the creation of unhealthy or dangerous conditions; and
 - (b) damage to building elements, caused by dampness or water overflow from bathrooms, laundries and the like.

PERFORMANCE REQUIREMENTS

FP1.1 *Surface water*, resulting from a storm having an *average recurrence interval* of 20 years and which is collected or concentrated by a building or *sitework*, must be disposed of in a way that avoids the likelihood of damage or nuisance to any *other property*.

FP1.1 amended by Amdt No. 5

FP1.2 *Surface water*, resulting from a storm having an *average recurrence interval* of 100 years must not enter the building.

FP1.2 amended by Amdt No. 5
Note to FP1.2 deleted by Amdt No. 3

Limitation:
FP1.2 does not apply to-

- (a) a Class 7 or 8 building where in the particular case there is no necessity for compliance; or
- (b) a garage, tool shed, *sanitary compartment*, or the like, forming part of a building used for other purposes; or
- (c) an *open spectator stand* or *open-deck carpark*.

FP1.3 A drainage system for the disposal of *surface water* must-

- (a) convey *surface water* to an appropriate *outfall*; and
- (b) avoid the entry of water into a building; and
- (c) avoid water damaging the building.

Note to FP1.3 deleted by Amdt No. 3

Amdt 11

- FP1.4** A roof and *external wall* (including openings around *windows* and doors) must prevent the penetration of water that could cause-
- (a) unhealthy or dangerous conditions, or loss of amenity for occupants; and
 - (b) undue dampness or deterioration of building elements.

Limitation:

FP1.4 does not apply to-

- (a) a Class 7 or 8 building where in the particular case there is no necessity for compliance; or
- (b) a garage, tool shed, *sanitary compartment*, or the like, forming part of a building used for other purposes; or
- (c) an *open spectator stand* or *open-deck carpark*.

FP1.5 amended by Amdt No. 1

SA FP1.5

- FP1.5** Moisture from the ground must be prevented from causing-
- (a) undue dampness or deterioration of building elements; and
 - (b) unhealthy or dangerous conditions, or loss of amenity for occupants.

Limitation added to FP1.5 by Amdt No. 2

Limitation:

FP1.5 does not apply to-

- (a) a Class 7 or 8 building where in the particular case there is no necessity for compliance; or
- (b) a garage, tool shed, *sanitary compartment*, or the like, forming part of a building used for other purposes; or
- (c) an *open spectator stand* or *open-deck carpark*.

FP1.6 Overflow from a bathroom, laundry facility or the like must be prevented from penetrating to-

- (a) another *sole-occupancy unit* used for sleeping accommodation; and
- (b) a public space,

in a *storey* below in the same building.

SA FP1.6

FP1.7 To protect the structure of the building and to maintain the amenity of the occupants, water must be prevented from penetrating-

- (a) behind fittings and linings; and
- (b) into concealed spaces,

of *sanitary compartments*, bathrooms, laundries and the like.

SA FP1.8

Amdt 11

PART F1 DAMP AND WEATHERPROOFING

Deemed-to-Satisfy Provisions

F1.0 Deemed-to-Satisfy Provisions

F1.0 amended by Amdt No. 9

- (a) *Performance Requirement* FP1.4, for the prevention of the penetration of water through *external walls*, must be complied with.

There are no *Deemed to Satisfy Provisions* for this *Performance Requirement* in respect of *external walls*.

SA F1.0(b)

- (b) With the exception of (a), *Performance Requirements* FP1.1 to FP1.7 are satisfied by complying with F1.1 to F1.13.

F1.1 Stormwater drainage

F1.1 amended by Amdt No. 3

Stormwater drainage must comply with AS/NZS 3500.3.2.

F1.2 * * * * *

This clause has deliberately been left blank.

F1.3 * * * * *

This clause has deliberately been left blank.

F1.4 * * * * *

This clause has deliberately been left blank.

F1.5 Roof coverings

A roof must be covered with-

F1.5(c) amended by Amdt No. 7

- (a) concrete roofing tiles complying with AS 2049 and fixed, except in cyclonic areas, in accordance with AS 2050, as appropriate; or
- (b) terracotta roofing tiles complying with AS 2049 and fixed, except in cyclonic areas, in accordance with AS 2050; or
- (c) cellulose cement corrugated sheeting complying with AS/NZS 2908.1 and installed in accordance with AS/NZS 1562.2; or
- (d) metal sheet roofing complying with AS 1562.1; or

Amdt 11

Deemed-to-Satisfy Provisions

- (e) plastic sheet roofing designed and installed in accordance with AS/NZS 4256 Parts 1, 2, 3 and 5 and AS/NZS 1562.3; or
- (f) asphalt shingles complying with ASTM D3018-90, Class A.

F1.5(e) amended by Amdt No. 3

F1.6 Sarking

Sarking-type materials used for weatherproofing of roofs and walls must comply with AS/NZS 4200 Parts 1 and 2.

F1.6 amended by Amdt No. 2

F1.7 Water proofing of wet areas in buildings

- (a) The following parts of a building must be impervious to water:
 - (i) In any building - the floor surface or substrate in a shower enclosure, or within 1.5 m measured horizontally from a point vertically below the shower fitting, if there is no enclosure.
 - (ii) In a Class 3, 5, 6, 7, 8 or 9 building - the floor surface or substrate in a bathroom or shower room, slop hopper or sink compartment, laundry or *sanitary compartment* which is used in common by the occupants.
 - (iii) In a Class 2 or 3 building or Class 4 part - the floor of those rooms fitted with a floor waste in accordance with F1.11.
 - (iv) The wall surface or substrate-
 - (A) of a shower enclosure, or if the shower is not enclosed, within 1.5 m and exposed to a shower fitting, to a height of 1.8 m above the floor; and
 - (B) immediately adjacent or behind a bath, trough, basin, sink, or similar fixture, to a height not less than 150 mm above the fixture if it is within 75 mm of the wall.
 - (v) The junction between the floor and wall if the wall and floor are *required* to be impervious to water.
 - (vi) The junction between the wall and fixture if the wall is *required* to be impervious to water.
- (b) Water proofing of wet areas in a building must comply with the relevant parts of AS 3740.

SA F1.7

Amdt 11

Deemed-to-Satisfy Provisions

**F1.7(c), (d) & (e)
inserted by
Amdt No. 3**

- (c) Where a slab or stall type urinal is installed-
 - (i) the floor surface of the room containing the urinal must-
 - (A) be an impervious material; and
 - (B) where no step is installed-
 - (aa) be graded to the urinal channel for a distance of 1.5 m from the urinal channel; and
 - (bb) the remainder of the floor be graded to a floor waste; and
 - (C) where a step is installed-
 - (aa) the step must have an impervious surface and be graded to the urinal channel; and
 - (bb) the floor behind the step must be graded to a floor waste; and
 - (ii) the junction between the floor surface and the urinal channel must be impervious.
- (d) Where a wall hung urinal is installed-
 - (i) The wall must be surfaced with impervious material extending from the floor to not less than 50 mm above the top of the urinal and not less than 225 mm on each side of the urinal.
 - (ii) The floor must be surfaced with impervious material.
- (e) In a room with timber or steel framed walls and containing a urinal-
 - (i) the wall must be surfaced with an impervious material extending from the floor to not less than 100 mm above the floor surface; and
 - (ii) the junction of the floor surface and the wall surface must be imperious.

F1.8 * * * * *

This clause has deliberately been left blank.

Amdt 11

*Deemed-to-Satisfy Provisions***F1.9 Damp-proofing**

- (a) Except for a building covered by (c), moisture from the ground must be prevented from reaching-
- (i) the lowest floor timbers and the walls above the lowest floor joists; and
 - (ii) the walls above the damp-proof course; and
 - (iii) the underside of a suspended floor constructed of a material other than timber, and the supporting beams or girders.
- (b) Where a damp-proof course is provided, it must consist of-
- (i) a material that complies with AS/NZS 2904; or
 - (ii) impervious termite shields in accordance with AS 3660.1.
- (c) The following buildings need not comply with (a):
- (i) A Class 7 or 8 building where in the particular case there is no necessity for compliance.
 - (ii) A garage, tool shed, *sanitary compartment*, or the like, forming part of a building used for other purposes.
 - (iii) an *open spectator stand* or *open-deck carpark*.

SA F1.9(b)

F1.10 Damp-proofing of floors on the ground

If a floor of a room is laid on the ground or on fill, moisture from the ground must be prevented from reaching the upper surface of the floor and adjacent walls by the insertion of a vapour barrier in accordance with AS 2870, except damp-proofing need not be provided if-

SA F1.10

- (a) weatherproofing is not *required*; or
- (b) the floor is the base of a stair, lift or similar *shaft* which is adequately drained by gravitation or mechanical means.

*Deemed-to-Satisfy Provisions***F1.11 Provision of floor wastes**

SA F1.11

In a Class 2 or 3 building or Class 4 part, the floor of each bathroom and laundry located at any level above a *sole-occupancy unit* or public space must be graded to permit drainage to a floor waste.

F1.12 Sub-floor ventilation

F1.12 amended by Amdt No. 5

The sub-floor space between a suspended floor of a building and the ground must be in accordance with the following:

- (a) The sub-floor space must-
 - (i) be cleared of all building debris and vegetation; and
 - (ii) be cross-ventilated by means of openings; and
 - (iii) contain no dead air spaces; and
 - (iv) be graded to prevent surface water ponding under the building; and
 - (v) have evenly spaced ventilation openings.
- (b) In double leaf masonry walls, the cross ventilation openings specified in (a) must be provided in both leaves of the masonry, with inner-leaf openings being aligned with outer-leaf openings to allow an unobstructed flow of air.
- (c) Internal walls constructed in sub-floor spaces must be provided with openings-
 - (i) having an unobstructed area equivalent to that *required* for the adjacent external openings; and
 - (ii) which are evenly distributed throughout such internal walls.
- (d) The clearance between the ground surface and the underside of the floor, including any horizontal framing member, must be in accordance with Table F1.12.
- (e) The sub-floor ventilation openings in internal and *external walls* must be in accordance with Table F1.12 for the climatic zones given in Figure F1.12.
- (f) Where ventilation is obstructed by patios, paving or the like, additional ventilation must be provided to ensure that the overall level of ventilation is maintained.

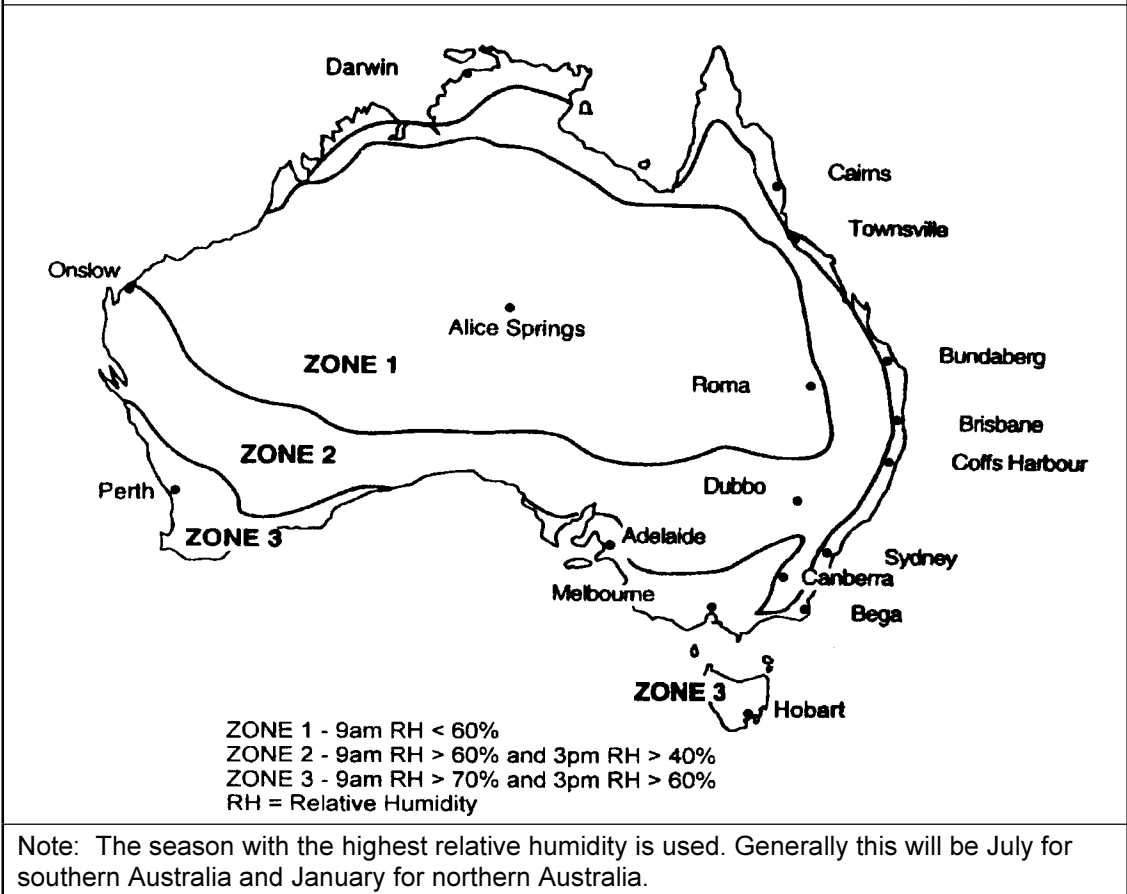
Deemed-to-Satisfy Provisions

- (g) Where the ground or sub-floor space is excessively damp or subject to frequent flooding, in addition to the requirements of (a) to (f)-
 - (i) the area of sub-floor ventilation *required* in (e) must be increased by 50%; or
 - (ii) a sealed impervious membrane must be provided over the ground; or
 - (iii) Durability Class 1 or 2 timbers or H3 preservative treated timbers in accordance with AS 1684 Parts 2, 3 or 4 must be used.

F1.12(g)(iii)
amended by
Amdt No. 8

Amdt 11

Figure F1.12
CLIMATIC ZONES BASED ON RELATIVE HUMIDITY



Deemed-to-Satisfy Provisions

Table F1.12 SUB-FLOOR VENTILATION AND CLEARANCE				
Climate zone (see Figure F1.12)	Minimum sub-floor ventilation (mm ² /m of wall)		Minimum height from ground surface (mm)	
	No membrane	Ground sealed with impervious membrane	Termite inspection not required	Termite inspection required (see note)
1	2000	1000	150	400
2	4000	2000	150	400
3	6000	3000	150	400

Note: On sloping sites, 400 mm clearance may be reduced to 150 mm within 2 m of *external walls*.

Amdt 11

**F1.13 amended
by Amdt No. 10**

F1.13 Glazed assemblies

- (a) Subject to (b) and (c), the following glazed assemblies in an *external wall*, must comply with AS 2047 requirements for resistance to water penetration:
 - (i) Windows
 - (ii) Sliding doors with a frame.
 - (iii) Adjustable louvres.
 - (iv) Shopfronts.
 - (v) Window walls with one piece framing.
- (b) The following buildings need not comply with (a):
 - (i) A Class 7 or 8 building where in the particular case there is no necessity for compliance.
 - (ii) A garage, tool shed, sanitary compartment, or the like, forming part of a building used for other purposes, except where the construction of the garage, tool shed, sanitary compartment or the like contributes to the weatherproofing of the other part of the building.
 - (iii) An *open spectator stand* or *open-deck carpark*.
- (c) The following glazed assemblies need not comply with (a):
 - (i) All glazed assemblies not in an *external wall*.
 - (ii) Hinged doors, including French doors and bi-fold doors.
 - (iii) Revolving doors.
 - (iv) Fixed louvres.

Deemed-to-Satisfy Provisions

- (v) Skylights, roof lights and windows in other than the vertical plane.
- (vi) Sliding doors without a frame.
- (vii) Shopfront doors.
- (viii) Windows constructed on site and architectural one-off windows, which are not design tested in accordance with AS 2047.
- (ix) Second-hand windows, re-used windows, recycled windows and replacement windows.
- (x) Heritage windows.

Qld F1.101

Amdt 11

PART F2 SANITARY AND OTHER FACILITIES

Amdt 11

OBJECTIVE

- FO2** The *Objective* of this Part is to-
- (a) safeguard occupants from illness caused by infection; and
 - (b) safeguard occupants from loss of amenity arising from the absence of adequate personal hygiene facilities; and
 - (c) enable occupants to carry out laundering; and
 - (d) provide for facilities to enable food preparation; and
 - (e) enable unconscious occupants of *sanitary compartments* to be removed from the compartment.

FO2(e) inserted by Amdt No. 3

FUNCTIONAL STATEMENTS

- FF2.1** A building is to be provided with-
- (a) suitable sanitary facilities and space and facilities for personal hygiene; and
 - (b) adequate means for the prevention of contaminants to hot water, warm water and cooling water systems.
- FF2.2** A building is to be provided with space and facilities for laundering.

FF2.1 amended by Amdt No. 9

NSW FF2.1(b)

Vic FF2.2 Application
Application to FF2.2 amended by Amdt No. 11

Application:
FF2.2 only applies to-

- (a) a Class 2 building or Class 4 part; and
- (b) a Class 9a *health-care building*; and
- (c) a Class 9c *aged care building*; and
- (d) an *early childhood centre*.

FF2.3 A building is to be provided with space and facilities for the preparation and cooking of food.

Application:

FF2.3 only applies to-

- (a) a Class 2 building or Class 4 part; and
- (b) a Class 9a *health-care building*; and
- (c) a Class 9c *aged care building*; and
- (d) an *early childhood centre*.

FF2.4 A *sanitary compartment* is to have sufficient space or other means to permit an unconscious occupant to be removed from the compartment.

Application to FF2.3 amended by Amdt No. 11

FF2.4 inserted by Amdt No. 3

PERFORMANCE REQUIREMENTS

FP2.1 Suitable sanitary facilities for personal hygiene must be provided in a convenient location within or associated with a building, to the degree necessary, appropriate to-

- (a) the function or use of the building; and
- (b) the number and gender of the occupants; and
- (c) the disability or other particular needs of the occupants.

FP2.2 Laundering facilities or space for laundering facilities must be provided in a convenient location within or associated with a building appropriate to the function or use of the building.

Application:

FP2.2 only applies to-

- (a) a Class 2 building or Class 4 part; and
- (b) a Class 9a *health-care building*; and
- (c) a Class 9c *aged care building*; and
- (d) an *early childhood centre*.

FP2.1 amended by Amdt No. 3

FP2.2 amended by Amdt No. 3

Vic FP2.2 Application

Application to FP2.2 amended by Amdt No. 11

Amdt 11

<p>Vic FP2.3(d)</p>	<p>FP2.3 A facility must be provided which includes-</p> <ul style="list-style-type: none"> (a) a means for food rinsing, utensil washing and waste water disposal; and (b) a means for cooking food; and (c) a space for food preparation.
<p>Application to FP2.3 amended by Amdt No. 11</p>	<p>Application: FP2.3 only applies to-</p> <ul style="list-style-type: none"> (a) a Class 2 building or Class 4 part; and (b) a Class 9a <i>health-care building</i>; and (c) a Class 9c <i>aged care building</i>; and (d) an <i>early childhood centre</i>.
<p>Application FP2.4 amended by Amdt No. 11</p>	<p>FP2.4 Suitable means must be provided in a building containing wards or bedrooms to facilitate the emptying of sewage or dirty water from containers.</p> <p>Application: FP2.4 only applies to a Class 9a or 9c building.</p>
<p>FP2.5 inserted by Amdt No. 3</p>	<p>FP2.5 A <i>sanitary compartment</i> must be constructed with sufficient space or other means to permit an unconscious occupant to be removed from the compartment.</p>
<p>NSW FP2.6 FP2.6 amended by Amdt No. 9</p>	<p>FP2.6 Hot water, warm water and cooling water systems installed in a building must control the accumulation of harmful levels of micro-organisms.</p> <p>Limitation: FP2.6 does not apply to a system serving only a single <i>sole-occupancy unit</i> in a Class 2 or 3 building or Class 4 part.</p>

Amdt 11

PART F2 SANITARY AND OTHER FACILITIES

Deemed-to-Satisfy Provisions

F2.0 amended by
Amdt No. 9

Vic F2.0

F2.0 Deemed-to-Satisfy Provisions

Performance Requirements FP2.1 to FP2.6 are satisfied by complying with F2.1 to F2.8.

F2.1 amended by
Amdt No. 11

F2.1 Facilities in residential buildings

Sanitary and other facilities for Class 2 and 3 buildings and Class 9c *aged care buildings* and for Class 4 parts of buildings must be provided in accordance with Table F2.1.

Table F2.1
amended by
Amdt No. 11

Vic Table F2.1

Amdt 11

Table F2.1 PROVISION OF SANITARY AND OTHER FACILITIES IN RESIDENTIAL BUILDINGS	
Class of building	Minimum facilities required
Class 2	<p>Within each <i>sole-occupancy unit</i>-</p> <ul style="list-style-type: none"> (a) a kitchen sink and facilities for the preparation and cooking of food; and (b) a bath or shower; and (c) a closet pan and washbasin. <p>Laundry facilities, either-</p> <ul style="list-style-type: none"> (a) in each <i>sole-occupancy unit</i>- <ul style="list-style-type: none"> (i) clothes washing facilities, comprising at least one washtub and space for a washing machine; and (ii) clothes drying facilities comprising- <ul style="list-style-type: none"> (A) clothes line or hoist with not less than 7.5m of line; or (B) space for one heat-operated drying cabinet or appliance in the same room as the clothes washing facilities; or (b) a separate laundry for each 4 <i>sole-occupancy units</i>, or part- <ul style="list-style-type: none"> (i) clothes washing facilities comprising at least one washtub and one washing machine; and (ii) clothes drying facilities comprising- <ul style="list-style-type: none"> (A) clothes line or hoist with not less than 7.5m of line per <i>sole-occupancy unit</i>; or (B) one heat-operated drying cabinet or appliance for each 4 <i>sole-occupancy units</i>, or part.

Deemed-to-Satisfy Provisions

Table F2.1 PROVISION OF SANITARY AND OTHER FACILITIES IN RESIDENTIAL BUILDINGS (Continued)	
Class of building	Minimum facilities required
Class 2 continued	Facilities for employees- If the building contains more than 10 <i>sole-occupancy units</i> , or a group of Class 2 buildings on the one allotment contains, in total, more than 10 <i>sole-occupancy units</i> - a closet pan and washbasin in a compartment or room at or near ground level and accessible to employees without entering a <i>sole-occupancy unit</i> .
Class 3 (other than Class 3 residential aged care buildings)	Facilities for residents- For each building or group of buildings- (a) a bath or shower; and (b) a closet pan and washbasin, for each 10 residents for whom private facilities are not provided, except that- (c) if one urinal is provided for each 25 males up to 50 and one additional urinal for each additional 50 males or parts thereof, one closet pan for each 12 males may be provided. Facilities for employees - see Clause F2.3. Note: These facilities need not be situated within the building.
Class 3 Residential aged care buildings	Facilities for residents- For each building or group of buildings- (a) a shower, closet pan and wash basin for each 8 residents or part thereof for whom private facilities are not provided; and (b) a suitable bath for each 30 residents or part thereof. Note: Urinals must not be taken into consideration in calculating the number of facilities.
Class 4	For each <i>sole-occupancy unit</i> - (a) a kitchen sink and facilities for the preparation and cooking of food; and (b) a bath or shower; and (c) a closet pan and washbasin; and (d) clothes washing facilities, comprising a washtub and space in the same room for a washing machine or wash copper; and (e) a clothes line or hoist, or space for a heat-operated drying cabinet or similar appliance for the exclusive use of the occupants.

Amdt 11

Deemed-to-Satisfy Provisions

Table F2.1 PROVISION OF SANITARY AND OTHER FACILITIES IN RESIDENTIAL BUILDINGS (Continued)	
Class of building	Minimum facilities required
Class 9c aged care buildings	<p>Facilities for residents-</p> <p>For each building or group of buildings-</p> <ul style="list-style-type: none"> (a) a closet pan and wash basin for each 6 residents or part thereof for whom private facilities are not provided; and (b) a shower for each 7 residents or part thereof for whom private facilities are not provided; and (c) a suitable bath, fixed or mobile. <p>Other facilities</p> <ul style="list-style-type: none"> (d) one kitchen or other adequate facility for the preparation and cooking or reheating of food including a kitchen sink and washbasin; and (e) laundry facilities for the cleansing and drying of linen and clothing or adequate facilities for holding and dispatch or treatment of soiled linen and clothing and the like and the receipt and storage of clean linen; and (f) one clinical hand washing basin for each 16 residents or part thereof. <p>Note: Urinals must not be taken into consideration in calculating the number of facilities.</p>

Amdt 11

*Deemed-to-Satisfy Provisions***F2.2 Calculation of number of occupants and fixtures**

- (a) The number of persons accommodated must be calculated according to D1.13 if it cannot be more accurately determined by other means.
- (b) Unless the premises are used predominantly by one sex, sanitary facilities must be provided on the basis of equal numbers of males and females.
- (c) In calculating the number of sanitary facilities to be provided under F2.1 and F2.3, a unisex facility *required* for people with disabilities may be counted once for each sex.
- (d) For the purposes of this Part, a unisex facility comprises one closet pan, one washbasin and means for the disposal of sanitary towels.

F2.3 Facilities in Class 3 to 9 buildings

SA F2.3(a)

- (a) Sanitary facilities must be provided for Class 3, 5, 6, 7, 8 and 9 buildings in accordance with Table F2.3.
- (b) A *health-care building* must be provided with-
 - (i) one kitchen or other adequate facility for the preparation and cooking or reheating of food including a kitchen sink and washbasin; and
 - (ii) laundry facilities for the cleansing and drying of linen and clothing or adequate facilities for holding and dispatch or treatment of soiled linen and clothing, sanitary towels and the like and the receipt and storage of clean linen.

Vic F2.3(c)

- (c) An *early childhood centre* must be provided with-
 - (i) one kitchen with facilities for preparation of and cooking food for infants including a kitchen sink and space for a refrigerator; and
 - (ii) if the centre accommodates children younger than 3 years old, a laundry facility comprising a washtub and space in the same room for a washing machine.

F2.3(c)(ii)
amended by
Amdt No. 4

Amdt 11

Deemed-to-Satisfy Provisions

Table F2.3
amended by
Amdt No. 9
SA Table F2.3
Vic Table F2.3

Table F2.3										
SANITARY FACILITIES IN CLASS 3, 5, 6, 7, 8 AND 9 BUILDINGS										
Class of Building	User	Max Number Served by-								
		Closet Pan(s)			Urinals			Washbasin(s)		
		1	2	Each Extra	1	2	Each Extra	1	2	Each Extra
3,5,6 and 9 other than <i>schools</i>	Employees									
	Males	20	40	20	25	50	50	30	60	30
	Females	15	30	15				30	60	30
7 and 8	Employees									
	Males	20	40	20	25	50	50	20	40	20
	Females	15	30	15				20	40	20
6- Department stores, shopping centres	Patrons									
	Males	1200	2400	1200	600	1200	1200	600	1200	1200
	Females	300	600	1200				600	1200	1200
6- Restaurants cafes, bars	Patrons									
	Males	100	300	200	50	100	*50	50	200	200
	Females	25	50	**50				50	150	200
<p>* Where the number of male patrons exceeds 250, not less than 5 urinals must be provided plus one additional urinal for every additional 100 males in excess of 250.</p> <p>** Where the number of female patrons exceeds 250, not less than 6 closet pans must be provided plus one additional closet pan for every 100 females in excess of 250.</p>										
9a- Health-care buildings	Patients-									
	Males	-	16	8				8	16	8
	Females	-	16	8				8	16	8
	Other facilities	(i) One shower for each 8, or part, patients or inmates. (ii) One island-type plunge bath in each <i>storey</i> containing a <i>ward area</i> .								
9b-Schools	Employees-									
	Males	20	40	20	20	45	30	30	60	30
	Females	5	20	15				30	60	30
	Students-									
	Males	30	70	70	30	70	35	20	40	40
	Females	10	20	20				20	40	40

Table F2.3

Amdt 11

Deemed-to-Satisfy Provisions

Table F2.3 SANITARY FACILITIES IN CLASS 3, 5, 6, 7, 8 AND 9 BUILDINGS (Continued)											
Class of Building	User	Max Number Served by-									
		Closet Pan(s)			Urinals			Washbasin(s)			
		1	2	Each Extra	1	2	Each Extra	1	2	Each Extra	
9b- <i>Early childhood centres</i>	Children- Other facilities	15	30	15				15	30	15	
		(a) One bath or shower-bath must be provided. (b) If the centre accommodates children under 3 years of age a bench type baby bath must be provided. Note: Facilities for use by children must be- (i) junior pans; and (ii) wash basins with a rim height not exceeding 600 mm.									
9b- Theatres and cinemas with multiple auditoria, sporting venues, art galleries or the like	Participants Males Females Other facilities Spectators or patrons Males Females	20	40	20	10	20	10	10	20	10	
		10	20	10				10	20	10	
		One shower for each 10, or part, participants.									
9b- Single auditorium theatres and cinemas	Patrons Males Females	250	500	500	100	200	100	150	300	150	
		10	50	*60				150	300	150	
		* Where the number of female patrons exceeds 250, not less than 6 closet pans must be provided plus one additional closet pan for every 80 females, or part, in excess of 250.									
9b- Churches, chapels or the like	Patrons Males Females	300	800	500	200	400	200	250	500	250	
		150	300	150				250	500	250	
9b- Public halls, function rooms, or the like	Patrons Males Females	100	300	200	50	100	*50	50	200	200	
		25	50	**50				50	150	200	
		* Where the number of male patrons exceeds 250, not less than 5 urinals must be provided plus one additional urinal for every additional 100 males in excess of 250.									
		** Where the number of female patrons exceeds 250, not less than 6 closet pans must be provided plus one additional closet pan for every 100 females in excess of 250.									

Amdt 11

Deemed-to-Satisfy Provisions

<p>Table F2.3 SANITARY FACILITIES IN CLASS 3, 5, 6, 7, 8 AND 9 BUILDINGS (Continued)</p> <p>Notes:</p> <ol style="list-style-type: none"> 1. Employees - a reference to employees includes owners and managers using the building. 2. Urinals - a urinal need not be provided if the number of males employed is less than 10. 3. Unisex facility - instead of separate facilities for each sex, if not more than 10 persons are employed, a unisex facility may be provided. 4. Combined facilities - if the majority of employees are of one sex, not more than 2 employees of the other sex may share toilet facilities if - <ol style="list-style-type: none"> (a) facilities for females include adequate means for the disposal of sanitary towels; and (b) the facilities are separated by means of walls, partitions and doors to afford privacy. 5. Use of public facilities - sanitary facilities for employees need not be separate from those <i>required</i> for public use in a Class 6 or 9b building, other than a <i>school</i> or <i>early childhood centre</i>. 6. Sanitary facilities for public - sanitary facilities need not be provided for the public in - <ol style="list-style-type: none"> (a) a Class 6 building used as a department store or shopping centre if the building accommodates less than 600 persons; or (b) a Class 6 building used as a restaurant, cafe, bar if the building accommodates not more than 20 persons; or (c) a Class 9b building used as a public hall, function room or the like if the building accommodates not more than 20 persons; or (d) a Class 9b building used as a sporting venue, theatre, cinema, museum, art gallery or the like if the number of spectators or patrons is not more than 100. 7. For females - adequate means of disposal of sanitary towels must be provided.

F2.4 Facilities for people with disabilities

- (a) Sanitary facilities must be provided in accordance with Table F2.4 for-
 - (i) every Class 3, 5, 6, 7, 8 and 9 building that is *required* to be *accessible* in accordance with Part D3 and must be calculated as part of the number of facilities *required* by Table F2.3; and
 - (ii) a Class 10a building *required* to be *accessible*.

**F2.4 amended by
Amdt No. 10**

SA F2.4(a)(i)

Deemed-to-Satisfy Provisions

**Table F2.4
amended by
Amdt No.11**

SA Table F2.4

- (b) The construction and layout of all facilities provided in accordance with Table F2.4 must comply with AS 1428.1.
- (c) A unisex facility must be located so that it can be entered without crossing an area reserved for one sex only.
- (d) Where two or more facilities for people with disabilities are *required*, the number of mirror image configurations of each facility shall be provided as evenly as possible.

Amdt 11

Table F2.4 SANITARY FACILITIES FOR PEOPLE WITH DISABILITIES	
Class of building	Minimum facilities
<p>Class 3 and a Class 9c aged care building - In every <i>sole-occupancy unit</i> to which access for people with disabilities is <i>required</i></p>	<p>(a) one closet pan and washbasin; and (b) one shower</p> <p>Shelf- A sanitary facility must have a shelf.</p>
<p>Class 3 and a Class 9c aged care building - In-</p> <p>(i) accommodation areas, other than in <i>sole-occupancy units</i>; and</p> <p>(ii) other parts of the building,</p> <p>to which access for people with disabilities is <i>required</i></p> <p>and</p> <p>Class 5, 6, 7, 8 and 9 - to which access for people with disabilities is <i>required</i></p>	<p>Where F2.1 and F2.3 <i>require</i> 1 - 100 closet pans plus urinals: one wheelchair <i>accessible</i> unisex facility.</p> <p>Where F2.1 and F2.3 <i>require</i> 101 - 200 closet pans plus urinals:</p> <p>(a) two wheelchair <i>accessible</i> unisex facilities; or (b) one wheelchair <i>accessible</i> unisex facility and one wheelchair <i>accessible</i> closet pan and washbasin for each sex.</p> <p>Where F2.1 and F2.3 <i>require</i> more than 200 closet pans plus urinals:</p> <p>(a) two wheelchair <i>accessible</i> unisex facilities or one wheelchair <i>accessible</i> unisex facility and one wheelchair <i>accessible</i> closet pan and washbasin for each sex; and (b) one additional wheelchair <i>accessible</i> unisex facility or one wheelchair <i>accessible</i> closet pan and washbasin for each sex for each additional 100 facilities normally <i>required</i>.</p>

Continued

Deemed-to-Satisfy Provisions

Table F2.4 SANITARY FACILITIES FOR PEOPLE WITH DISABILITIES	
Class of building	Minimum facilities
	Where F2.1 and F2.3 <i>require</i> 1 or more showers: one <i>accessible</i> shower for each 10 showers or part thereof, but not less than one for use by both sexes.
	Sanitary Towels- Adequate facilities for the disposal of sanitary towels must be provided.
	Shelf- A unisex sanitary facility must have a shelf.
Class 10a - <i>required to be accessible</i>	(a) Where sanitary facilities are provided - not less than 1 wheelchair <i>accessible</i> unisex facility. (b) Where sanitary facilities containing more than one <i>sanitary compartment</i> are provided for the general public in addition to the wheelchair <i>accessible</i> unisex facility - not less than 1 <i>sanitary compartment</i> for each sex, suitable for an ambulant person with a disability. (c) Where shower facilities are provided, not less than 1 <i>accessible</i> shower for each 10 showers or part thereof, with not less than 1 <i>accessible</i> shower suitably located for use by both sexes.
	Sanitary Towels- Adequate facilities for the disposal of sanitary towels must be provided.
	Shelf- A unisex sanitary facility must have a shelf.
Notes:	
1. A <i>sanitary compartment</i> suitable for an ambulant person with a disability need not be wheelchair <i>accessible</i> .	
2. Where sanitary facilities <i>required</i> by Tables F2.1 and F2.3 are located in an appurtenant Class 10a building, the number of <i>accessible</i> sanitary facilities must be determined as if the Class 10a building was of the same classification as that to which it is appurtenant.	

F2.5 Construction of sanitary compartments

- (a) Other than in an *early childhood centre*, *sanitary compartments* must have doors and partitions that separate adjacent compartments and extend-
- (i) from floor level to the ceiling in the case of a unisex facility; or
 - (ii) to a height of not less than 1.5 m above the floor if primary *school* children are the principal users; or
 - (iii) 1.8 m above the floor in all other cases.

**F2.5 amended by
Amdt No. 3**

Table F2.4

Amdt 11

Deemed-to-Satisfy Provisions

Vic F2.5(c)

- (b) The door to a fully enclosed *sanitary compartment* must-
- (i) open outwards; or
 - (ii) slide; or
 - (iii) be readily removable from the outside of the *sanitary compartment*,
- unless there is a clear space of at least 1.2 m between the closet pan within the *sanitary compartment* and the nearest part of the doorway.

F2.6 Interpretation: Urinals and washbasins

- (a) A urinal may be-
- (i) an individual stall or wall-hung urinal; or
 - (ii) each 600 mm length of a continuous urinal trough; or
 - (iii) a closet pan used in place of a urinal.
- (b) A washbasin may be-
- (i) an individual basin; or
 - (ii) a part of a hand washing trough served by a single water tap.

F2.7 Microbial (legionella) controlF2.7 amended by
Amdt No. 9

Hot water, warm water and cooling water systems in a building other than a system serving only a single sole-occupancy unit in a Class 2 or 3 building or Class 4 part must be installed in accordance with AS/NZS 3666.1.

NSW F2.7

F2.8 amended by
Amdt No. 11**F2.8 Waste management**

- (a) In a Class 9a *health-care building*, at least one slop-hopper or other device, other than a water closet pan or urinal, must be provided -
- (i) on any *storey* containing *ward areas* or bedrooms to facilitate emptying of containers of sewage or dirty water; and
 - (ii) with a flushing apparatus, tap and grating.
- (b) In a Class 9c *aged care building*, the following facilities must be provided for every 60 beds or part thereof on each storey containing *resident use areas*-

Deemed-to-Satisfy Provisions

- (i) one slop-hopper or other device for the safe handling and disposal of liquid and solid wastes with a flushing apparatus, tap and grating other than a water closet pan or urinal; and
- (ii) an appliance for the disinfection of pans.

Tas F2.101,
F2.102

Vic F2.101

Amdt 11

PART F3 ROOM SIZES

OBJECTIVE

ACT FO3
Vic FO3

FO3 The *Objective* of this Part is to safeguard occupants from injury or loss of amenity caused by inadequate height of a room or space.

FUNCTIONAL STATEMENT

ACT FF3.2
Vic FF3.1

FF3.1 A building is to be constructed to provide height in a room or space suitable for the intended use.

PERFORMANCE REQUIREMENT

ACT FP3.2
Vic FP3.1

FP3.1 A *habitable room* or space must have sufficient height that does not unduly interfere with its intended function.

Amdt 11

PART F3 ROOM SIZES

Deemed-to-Satisfy Provisions

F3.0 Deemed-to-Satisfy Provisions

ACT F3.0
Vic F3.0

Performance Requirement FP3.1 is satisfied by complying with F3.1.

F3.1 Height of rooms and other spaces

**F3.1 amended by
Amdt No. 11**

The ceiling height must be not less than-

- (a) in a Class 2 or 3 building or Class 4 part-
 - (i) a kitchen, laundry, or the like - 2.1 m; and
 - (ii) a corridor, passageway or the like - 2.1 m; and
 - (iii) a *habitable room* excluding a kitchen - 2.4 m; and
- (b) in a Class 5, 6, 7 or 8 building -
 - (i) generally, except as allowed in (ii) and (e) - 2.4 m; and
 - (ii) a corridor, passageway, or the like - 2.1 m; and
- (c) in a Class 9a *health-care building*-
 - (i) a *patient care area* - 2.4 m; and
 - (ii) an operating theatre or delivery room - 3 m; and
 - (iii) a treatment room, clinic, waiting room, passageway, corridor, or the like - 2.4 m; and
- (d) in a Class 9b building-
 - (i) a *school* classroom or other *assembly building* or part that accommodates not more than 100 persons - 2.4 m; and
 - (ii) a theatre, public hall or other *assembly building* or part that accommodates more than 100 persons - 2.7 m; and
- (e) in a Class 9c *aged care building* -
 - (i) a kitchen, laundry, or the like - 2.1 m; and
 - (ii) a corridor, passageway or the like - 2.4 m; and
 - (iii) a *habitable room* excluding a kitchen - 2.4 m; and

Amdt 11

Deemed-to-Satisfy Provisions

- (f) in any building-
 - (i) a bathroom, shower room, *sanitary compartment*, airlock, tea preparation room, pantry, store room, garage, car parking area, or the like - 2.1 m; and
 - (ii) a commercial kitchen - 2.4 m.

Vic F3.101-F3.103
ACT F3.101

Amdt 11

PART F4 LIGHT AND VENTILATION

OBJECTIVE

- FO4** The *Objective* of this Part is to-
- (a) safeguard occupants from injury, illness or loss of amenity due to-
 - (i) isolation from natural light; and
 - (ii) lack of adequate artificial lighting; and
 - (b) safeguard occupants from illness or loss of amenity due to lack of air freshness.

FUNCTIONAL STATEMENTS

- FF4.1** A space within a building used by occupants is to be provided with openings to admit natural light consistent with its function or use.
- FF4.2** A space within a building used by occupants is to be provided with artificial lighting consistent with its function or use which, when activated in the absence of suitable natural light, will enable safe use and movement.
- FF4.3** A space used by occupants within a building is to be provided with adequate ventilation consistent with its function or use.

PERFORMANCE REQUIREMENTS

- FP4.1** Sufficient openings must be provided and distributed in a building so that natural light, when available, provides a level of *illuminance* appropriate to the function or use of that part of the building.
- FP4.2** Artificial lighting must be installed to provide a level of *illuminance* appropriate to the function or use of the building to enable safe use and movement by occupants.

- FP4.3** A space in a building used by occupants must be provided with means of ventilation with *outdoor air* which will maintain adequate air quality.
- FP4.4** A mechanical air-handling system installed in a building must control-
- (a) the circulation of objectionable odours; and
 - (b) the accumulation of harmful contamination by micro-organisms, pathogens and toxins.
- FP4.5** Contaminated air must be disposed of in a manner which does not unduly create a nuisance or hazard to people in the building or *other property*.

PART F4 LIGHT AND VENTILATION

Deemed-to-Satisfy Provisions

F4.0 Deemed-to-Satisfy Provisions

Performance Requirements FP4.1 to FP4.5 are satisfied by complying with F4.1 to F4.12.

F4.1 amended by
Amdt No. 11

F4.1 Provision of natural light

Natural lighting must be provided in:

- (a) **Class 2 buildings and Class 4 parts** - to all *habitable rooms*.
- (b) **Class 3 buildings** - to all bedrooms and dormitories.
- (c) **Class 9a and 9c buildings** - to all rooms used for sleeping purposes.
- (d) **Class 9b buildings** - to all general purpose classrooms in primary or secondary *schools* and all playrooms or the like for the use of children in an *early childhood centre*.

Vic F4.1(d)

F4.2 amended by
Amdt No. 11

F4.2 Methods and extent of natural lighting

- (a) Subject to Clause 3.6 of Specification C1.1, *required* natural lighting must be provided by *windows* that-
 - (i) have an aggregate light transmitting area measured exclusive of framing members, glazing bars or other obstructions of not less than 10% of the *floor area* of the room; and
 - (ii) are open to the sky or face a court or other space open to the sky or an open verandah, carport or the like.
- (b) Except in a Class 9c *aged care building*, in a Class 2, 3 or 9 building or Class 4 part a *required window* that faces a boundary of an adjoining allotment or a wall of the same building or another building on the allotment must not be less than a horizontal distance from that boundary or wall that is the greater of-
 - (i) generally - 1 m; and
 - (ii) in a *patient care area* or other room used for sleeping purposes in a Class 9a building - 3 m; and
 - (iii) 50% of the square root of the exterior height of the wall in which the *window* is located, measured in metres from its sill.

Vic F4.2(b)

Amdt 11

Deemed-to-Satisfy Provisions

- (c) In a Class 9c *aged care building*, a *required window* must be transparent and located–
 - (i) in an *external wall* with the *window sill* not more than 1 m above the floor level; and
 - (ii) where the *window* faces an adjoining allotment, another building or another wall of the same building, it must not be less than a horizontal distance of 3 m from the adjoining allotment, other building or wall.

Vic F4.2(c)

F4.3 Natural light borrowed from adjoining room

Natural lighting to a room in a Class 2 building or Class 4 part of a building or in a *sole-occupancy unit* of a Class 3 building, may come through a glazed panel or opening from an adjoining room (including an enclosed verandah) if-

F4.3 amended by
Amdt No. 3

- (a) both rooms are within the same *sole-occupancy unit* or the enclosed verandah is on common property; and
- (b) the glazed panel or opening has an area of not less than 10% of the *floor area* of the room to which it provides light; and
- (c) the adjoining room has *windows* with an aggregate light transmitting area of not less than 10% of the combined *floor areas* of both rooms,

and the areas specified in (b) and (c) may be reduced as appropriate if direct natural light is provided from another source.

F4.4 Artificial lighting

- (a) Artificial lighting must be provided -
 - (i) in *required* stairways, passageways, and ramps; and
 - (ii) if natural lighting of a standard equivalent to that *required* by F4.2 is not available, and the periods of occupation or use of the room or space will create undue hazard to occupants seeking egress in an emergency, in-
 - (A) Class 4 parts - to *sanitary compartments*, bathrooms, shower rooms, airlocks and laundries; and
 - (B) Class 2 buildings - to *sanitary compartments*, bathrooms, shower rooms, airlocks, laundries, common stairways and other spaces used in common by the occupants of the building; and

F4.4 amended by
Amdt No. 4

Deemed-to-Satisfy Provisions

**F4.4(b) amended
by Amdt No. 9**

(C) Class 3, 5, 6, 7, 8 and 9 buildings - to all rooms that are frequently occupied all spaces *required* to be *accessible*, all corridors, lobbies, internal stairways, other circulation spaces and paths of egress.

- (b) The artificial lighting system must comply with AS/NZS 1680.0.
- (c) The system may provide a lesser level of illumination to the following spaces during times when the level of lighting would be in appropriate for the use:
- (i) A theatre, cinema or the like, when performances are in progress, with the exception of aisle lighting *required* by Part H1.
 - (ii) A museum, gallery or the like, where sensitive displays require low lighting levels.
 - (iii) A discotheque, nightclub or the like, where to create an ambience and character for the space, low lighting levels are used.

F4.5 Ventilation of rooms

A habitable room, office, shop, factory, workroom, sanitary compartment, bathroom, shower room, laundry and any other room occupied by a person for any purpose must have -

**F4.5(b) amended
by Amdt No. 1**

NSW F4.5(b)

- (a) natural ventilation complying with F4.6; or
- (b) a mechanical ventilation or air-conditioning system complying with AS 1668.2 and AS/NZS 3666.1.

F4.6 Natural ventilation

Natural ventilation provided in accordance with F4.5(a) must consist of permanent openings, *windows*, doors or other devices which can be opened-

- (a) with an aggregate opening or openable size not less than 5% of the *floor area* of the room *required* to be ventilated; and
- (b) open to-
- (i) suitably sized court, or space open to the sky; or
 - (ii) an open verandah, carport, or the like; or
 - (iii) an adjoining room in accordance with F4.7.

*Deemed-to-Satisfy Provisions***F4.7 Ventilation borrowed from adjoining room**

Natural ventilation to a room may come through a *window*, opening, ventilating door or other device from an adjoining room (including an enclosed verandah) if both rooms are within the same *sole-occupancy unit* or the enclosed verandah is common property, and-

- (a) in a Class 2 building, a *sole-occupancy unit* of a Class 3 building or Class 4 part of a building-
 - (i) the room to be ventilated is not a *sanitary compartment*; and
 - (ii) the *window*, opening, door or other device has a ventilating area of not less than 5% of the *floor area* of the room to be ventilated; and
 - (iii) the adjoining room has a *window*, opening, door or other device with a ventilating area of not less than 5% of the combined *floor areas* of both rooms; and
- (b) in a Class 5, 6, 7, 8 or 9 building-
 - (i) the *window*, opening, door or other device has a ventilating area of not less than 10% of the *floor area* of the room to be ventilated, measured not more than 3.6 m above the floor; and
 - (ii) the adjoining room has a *window*, opening, door or other device with a ventilating area of not less than 10% of the combined *floor areas* of both rooms; and
- (c) the ventilating areas specified in (a) and (b) may be reduced as appropriate if direct natural ventilation is provided from another source.

F4.8 Restriction on position of water closets and urinals

A room containing a closet pan or urinal must not open directly into-

- (a) a kitchen or pantry; or
- (b) a public dining room or restaurant; or
- (c) a dormitory in a Class 3 building; or
- (d) a room used for public assembly (which is not an *early childhood centre*, *primary school* or *open spectator stand*); or
- (e) a workplace normally occupied by more than one person.

Deemed-to-Satisfy Provisions

F4.9 Airlocks

If a room containing a closet pan or urinal is prohibited under F4.8 from opening directly to another room-

- (a) in a *sole-occupancy unit* in a Class 2 or 3 building or Class 4 part-
 - (i) access must be by an airlock, hallway or other room; or
 - (ii) the room containing the closet pan or urinal must be provided with mechanical exhaust ventilation; and
- (b) in a Class 5, 6, 7, 8 or 9 building (which is not an *early childhood centre, primary school or open spectator stand*)-
 - (i) access must be by an airlock, hallway or other room with a *floor area* of not less than 1.1 m² and fitted with *self-closing* doors at all access doorways; or
 - (ii) the room containing the closet pan or urinal must be provided with mechanical exhaust ventilation and the doorway to the room adequately screened from view.

F4.10 * * * * *

This clause has deliberately been left blank. Its content covering sub-floor ventilation has been relocated to F1.12.

F4.11 Carparks

Every *storey* of a *carpark*, except an *open-deck carpark*, must have-

- (a) a system of ventilation complying with AS 1668.2; or
- (b) an adequate system of permanent natural ventilation.

F4.12 Kitchen local exhaust ventilation

F4.12 amended by Amdt No. 9

A commercial kitchen must be provided with a kitchen exhaust hood complying with AS/NZS 1668.1 and AS 1668.2 where-

- (a) any cooking apparatus has-
 - (i) a total maximum electrical power input exceeding 8 kW; or
 - (ii) a total gas power input exceeding 29 MJ/h; or

Amdt 11

Deemed-to-Satisfy Provisions

- (b) the total maximum power input to more than one apparatus exceeds-
- (i) 0.5 kW electrical power; or
 - (ii) 1.8 MJ gas,
- per m² of *floor area* of the room or enclosure.

Tas F4.101

Amdt 11

PART F5 SOUND TRANSMISSION AND INSULATION

OBJECTIVE

FO5 The *Objective* of this Part is to safeguard occupants from illness or loss of amenity as a result of undue sound being transmitted-

- (a) between adjoining *sole-occupancy units*; and
- (b) from common spaces to *sole-occupancy units*.

Application to FO5 amended by Amdt No. 11

Application:

FO5 only applies to a Class 2 or 3 building or a Class 9c *aged care building*.

Amdt 11

FUNCTIONAL STATEMENT

FF5.1 A building element which separates *sole-occupancy units*, or separates a *sole-occupancy unit* from a common space within the building, is to be constructed to prevent undue sound transmission.

Application to FF5.1 amended by Amdt No. 11

Application:

FF5.1 only applies to a Class 2 or 3 building or a Class 9c *aged care building*.

PERFORMANCE REQUIREMENTS

FP5.1 Floors separating *sole-occupancy units* must provide insulation against the transmission of airborne and impact generated sound sufficient to prevent illness or loss of amenity to the occupants.

Application to FP5.1 amended by Amdt No. 11

Application:

FP5.1 only applies to a Class 2 or 3 building or a Class 9c *aged care building*.

FP5.2 Walls separating-

- (a) *sole-occupancy units*; or
- (b) a *sole-occupancy unit* from a plant room, lift shaft, stairway, *public corridor*, public lobby or the like,

must provide insulation against the transmission of airborne and impact generated sound sufficient to prevent illness or loss of amenity to the occupants.

Application:

FP5.2 only applies to a Class 2 or 3 building.

FP5.3 The *required* sound insulation of floors or walls must not be compromised by the incorporation or penetration of a pipe or other service element.

Application

FP5.3 only applies to a Class 2 or 3 building or a Class 9c *aged care building*.

FP5.4 Walls separating–

- (a) *sole-occupancy units*; or
- (b) a *sole-occupancy unit* from a kitchen, bathroom, sanitary compartment (not being an associated ensuite), laundry, plant room or utilities room,

must provide insulation against the transmission of airborne sound sufficient to prevent illness or loss of amenity to the occupants, and

- (c) a *sole-occupancy unit* from a kitchen or laundry,

must provide insulation against the transmission of impact generated sound sufficient to prevent illness or loss of amenity to the occupants.

Application

FP5.4 only applies to a Class 9c *aged care building*.

FP5.2(b) amended by Amdt No. 3

Application to FP5.3 amended by Amdt No. 11

FP5.4 inserted by Amdt No. 11

Amdt 11

PART F5 SOUND TRANSMISSION AND INSULATION

Deemed-to-Satisfy Provisions

	<p>F5.0 Deemed-to-Satisfy Provisions</p> <p><i>Performance Requirements</i> FP5.1 to FP5.4 are satisfied by complying with F5.1 to F5.8.</p>
F5.0 amended by Amdt No. 11	
	<p>F5.1 Application of Part</p> <p>The <i>Deemed-to-Satisfy Provisions</i> of this Part apply to Class 2 and 3 buildings and Class 9c aged care buildings.</p>
F5.1 amended by Amdt No. 11	
	<p>F5.2 Weighted sound reduction index: Interpretation</p> <p>A form of construction <i>required</i> to have a certain weighted sound reduction index (R_w) must-</p> <p>(a) have the <i>required</i> value determined under AS/NZS 1276.1, or ISO 717.1; or</p> <p>(b) comply with Specification F5.2.</p>
F5.2 amended by Amdt No. 9	
	<p>F5.3 Sound insulation of floors between units</p> <p>A floor separating <i>sole-occupancy units</i> must have an R_w not less than 45.</p>
F5.3 amended by Amdt No. 6	
	<p>F5.4 Sound insulation of walls between units</p> <p>A wall must have an R_w not less than 45 if it separates-</p> <p>(a) <i>sole-occupancy units</i>; or</p> <p>(b) a <i>sole-occupancy unit</i> not within a Class 9c aged care building from a plant room, lift shaft, stairway, public corridor, hallway or the like.</p> <p>(c) a <i>sole-occupancy unit</i> in a Class 9c aged care building from a kitchen, bathroom, sanitary compartment (not being an associated ensuite), laundry, plant room or utilities room</p>
F5.4 amended by Amdt No. 11	
	<p>F5.5 Walls between a bathroom, sanitary compartment, laundry or kitchen and a habitable room in adjoining unit</p> <p>(a) Except for a Class 9c aged care building, a wall separating a bathroom, <i>sanitary compartment</i>, laundry or kitchen in one <i>sole-occupancy unit</i> from a <i>habitable room</i> (other than a kitchen) in an adjoining unit must-</p>
F5.5 amended by Amdt No. 11	

<p><i>Deemed-to-Satisfy Provisions</i></p> <ul style="list-style-type: none"> (i) have an R_w of not less than 50; and (ii) provide a satisfactory level of insulation against impact sound; and (iii) not incorporate a duct which reduces the R_w of the wall to less than 50. <p>(b) A wall satisfies (a)(i) and (a)(ii) if it is-</p> <ul style="list-style-type: none"> (i) in accordance with Table F5.5; or (ii) for other than masonry, in 2 or more separate leaves without rigid mechanical connection except at their periphery; or (iii) identical with a prototype that is no less resistant to the transmission of impact sound when tested in accordance with Specification F5.5 than a wall listed in Table F5.5. 	<p>Table F5.5 amended by Amdt No. 11</p>
---	---

Amdt 11

<p>Table F5.5 CONSTRUCTION OF WALLS TO REDUCE IMPACT SOUND</p>
<p>Cavity brickwork- Two leaves of 90 mm brick masonry with-</p> <ul style="list-style-type: none"> (i) all joints filled solid with mortar; and (ii) an air space not less than 40 mm between the leaves; and (iii) the leaves connected only by ties in accordance with AS 3700.
<p>Single leaf brickwork- 110 mm thick brick masonry with-</p> <ul style="list-style-type: none"> (i) each face rendered 13 mm thick; and (ii) 50 mm x 12 mm thick timber battens at not more than 610 mm centres fixed to each face but not recessed into the render; and (iii) one layer of 12 mm thick softboard nailed to the battens; and (iv) 6 mm thick medium density hardboard adhesive-fixed to the softboard.
<p>Concrete blockwork- 190 mm thick concrete block masonry with-</p> <ul style="list-style-type: none"> (i) each face of the blocks fitted with 50 mm x 50 mm timber battens, spaced at not more than 610 mm centres, screw-fixed into resilient plugs with rubber inserts; and (ii) the space between the battens completely filled with mineral or glass wool blanket or batts not less than 50 mm thick; and (iii) the outer face of the battens finished with plasterboard not less than 10 mm thick or other material with a mass per unit area not less than 7.3 kg/m².

*Deemed-to-Satisfy Provisions***F5.6 Soil and waste pipes to be separated**

If a soil or waste pipe, including a pipe that is embedded in or passes through a floor, serves or passes through more than one *sole-occupancy unit*-

**F5.6(a) amended
by Amdt No. 6**

- (a) the pipe must be separated from the rooms of any *sole-occupancy unit* by construction with an R_w not less than-
 - (i) 45 if the adjacent room is a *habitable room* (other than a kitchen); or
 - (ii) 30 if the adjacent room is a kitchen or any other room; and
- (b) a door or panel providing access to the pipe must not open into any *habitable room* (other than a kitchen); and
- (c) an access door or panel in any other part must be firmly fixed so as to overlap the frame or rebate of the frame by not less than 10 mm, be fitted with a sealing gasket along all edges and constructed of-
 - (i) wood, particleboard or blockboard not less than 38 mm thick; or
 - (ii) compressed fibre reinforced cement sheeting not less than 9 mm thick; or
 - (iii) other suitable material with a mass per unit area not less than 24.4 kg/m².

F5.7 Isolation of pumps

A flexible coupling must be used at the point of connection between the service pipes in a building and any circulating or other pump.

**F5.8 inserted by
Amdt No. 11**

F5.8 Walls between a bedroom and kitchen or laundry in a Class 9c building

In addition to F5.4, a wall separating a *sole occupancy unit* in a Class 9c *aged care building* from a kitchen or laundry must-

- (a) for other than masonry, be two or more separate leaves without rigid mechanical connection except at their periphery; or
- (b) be identical with a prototype that is no less resistant to the transmission of impact sound when tested in accordance with Specification F5.5 than a wall listed in Table 2 of Specification F5.2.

SPECIFICATION F5.2 SOUND INSULATION FOR BUILDING ELEMENTS

Deemed-to-Satisfy Provisions

Clause 1
amended by
Amdt No. 6

1. Scope

This Specification lists the weighted sound reduction index (R_w) for some common forms of construction.

Clause 2
amended by
Amdt No. 6

2. Construction deemed-to-satisfy

The forms of construction listed in Table 2 are considered to have the R_w stated in that Table if installed as follows:

- (a) **Masonry** - Units must be laid with all joints filled solid, including those between the masonry and any adjoining construction.
- (b) **Concrete slabs** - Joints between concrete slabs and any adjoining construction must be filled solid.
- (c) **Plasterboard** -
 - (i) if one layer is *required* under this Specification, it must be screw-fixed to the studs with joints staggered on opposite faces; and
 - (ii) if 2 layers are *required*, the first layer must be fixed according to (i) and the second layer must be fixed to the first layer with nails, screws or adhesive so that the joints do not coincide with those of the first layer; and
 - (iii) joints between sheets or between sheets and any adjoining construction must be taped and filled solid; and
 - (iv) fire-protective grade plasterboard must be the special grade manufactured for use in *fire-resisting construction*.
- (d) **Steel studs and perimeter members** -
 - (i) the section of steel must be not less than 0.6 mm thick; and
 - (ii) studs must be not less than 63 mm in depth unless another depth is listed in the Table; and
 - (iii) studs must be fixed to steel top and bottom plates of sufficient depth to permit secure fixing of the plasterboard; and

Amdt 11

Deemed-to-Satisfy Provisions

- (iv) all steel members at the perimeter of the wall must be securely fixed to the adjoining structure and bedded in resilient compound or the joints must be caulked so that there are no voids between the steel members and the wall.

Table 2 amended
by Amdt No. 6

Table 2	
R_w APPLICABLE TO CONSTRUCTION	
Construction	R_w (not less than)
WALLS	
Clay brickwork-	
(a) 230 mm thick in one or more leaves and with a mass per unit area of not less than 290 kg/m ²	45
(b) 110 mm thick rendered 13 mm thick on both sides with a mass per unit area of the unrendered wall being not less than 190 kg/m ²	45
(c) 110 mm thick, of semi-dry-pressed bricks and rendered 13 mm on one side, the mass per unit area of the unrendered wall being not less than 215 kg/m ²	45
(d) 110 mm thick, of extruded brick and rendered 13 mm on one side, the mass per unit area of the unrendered wall being not less than 180 kg/m ²	45
Concrete brickwork- 110 mm thick with a mass per unit area of not less than 195 kg/m ²	45
Concrete blockwork-	
(a) 190 mm thick with a mass per unit area of not less than 215 kg/m ²	45
(b) 140 mm thick, the wall thickness of the blocks being not less than 44 mm and with -	
(i) 50 mm x 50 mm timber battens spaced at not more than 610 mm centres screw-fixed on one face of the blocks into resilient plugs with rubber inserts between battens and the wall;	
(ii) the face of the battens clad with 13 mm thick standard plasterboard; and	
(iii) a mass per unit area of the whole system of not less than 220 kg/m ²	45
Concrete-	
(a) In-situ concrete- 125 mm thick and with a density of not less than 2200 kg/m ³	45
(b) In-situ concrete- 100 mm thick and with a density of not less than 2500 kg/m ³	45
(c) Precast concrete- 100 mm thick and without joints	45

Deemed-to-Satisfy Provisions

Table 2	
R_w APPLICABLE TO CONSTRUCTION	
Construction	R_w (not less than)
Steel stud walling -	
(a) with 2 layers of 16 mm thick fire-protective grade plasterboard fixed to each face	45
(b) with-	
(i) 1 layer of 13 mm thick fire-protective grade plasterboard fixed to one face, and before fixing, 50 mm thick mineral or glass wool blanket or batts stapled to the back of each sheet so that the sheet is completely covered; and	
(ii) 2 layers of 13 mm thick fire-protective grade plasterboard fixed to the other face	45
(c) with-	
(i) 1 layer of 16 mm fire-protective grade plasterboard fixed to one face; and	
(ii) 50 mm thick mineral or glass wool blanket or batts wedged firmly between the studs; and	
(iii) 2 layers of fire-protective grade plasterboard fixed to the other face, the inner layer being 16 mm thick and the outer layer being 13 mm	45
(d) with 2 layers of 13 mm plasterboard on both sides of 75 mm studs	45
FLOORS-	
Concrete-	
(a) In-situ concrete slab- 125 mm thick and with a density of not less than 2200 kg/m ³	45
(b) in-situ concrete slab- 100 mm thick and with a density of not less than 2500 kg/m ³	45
(c) Pre-cast concrete slab- 100 mm thick and without joints	45
Timber - comprising-	
(a) timber joists not less than 175 mm x 50 mm; and	
(b) 75 mm thick mineral or glass wool blanket or batts cut to fit tightly between joists and laid on 10 mm thick plasterboard fixed to underside of joists; and	
(c) 25 mm thick mineral or glass wool blanket or batts laid over entire floor, including tops of joists before flooring is laid; and	
(d) tongued-and-grooved boards not less than 19 mm thick, secured to 75 mm x 50 mm battens; and	
(e) the assembled flooring laid over the joists, but not fixed to them, with the battens lying between the joists	45

Amdt 11

Deemed-to-Satisfy Provisions

Table 2	
R_w APPLICABLE TO CONSTRUCTION	
Construction	R _w (not less than)
DUCTS OR OTHER CONSTRUCTION SEPARATING SOIL AND WASTE PIPES FROM UNITS	
Masonry - not less than 90 mm thick	30
Plasterboard - 2 layers of plasterboard-	
(a) each 10 mm thick, fixed to timber studs not less than 75 mm x 50 mm and spaced at not more than 400 mm centres.	30
(b) each 13 mm thick, one on each side of steel studs not less than 50 mm deep and spaced at not more than 400 mm centres	30

Amdt 11

SPECIFICATION **F5.5** IMPACT SOUND - TEST OF EQUIVALENCE

Deemed-to-Satisfy Provisions

1. Scope

This Specification describes a method of test to determine the comparative resistance of walls to the transmission of impact sound.

2. Construction to be tested

- (a) The test is conducted on a specimen of prototype wall construction and on a specimen of one or other of the constructions specified in Table F5.5.
- (b) The testing of a construction specified in Table F5.5 need not be repeated for subsequent comparisons provided complete records of the results, the test equipment and the technique of testing are kept so that identical equipment can be employed and an identical technique can be adopted in the testing of specimens of prototype wall construction.

3. Method

- (a) The wall constructions to be compared must be tested in accordance with AS 1191.
- (b) A horizontal steel platform 510 mm x 460 mm x 10 mm thick must be placed with one long edge in continuous and direct contact with the wall to be tested on the side of the wall on which the impact sound is to be generated.
- (c) A tapping machine complying with ISO 140/6-1998 (E) must be mounted centrally on the steel platform.
- (d) The sound transmission through the wall must be determined in accordance with AS 1191 except that the tapping machine as mounted on the steel platform must be used as the source of sound.
- (e) The impact sound pressure levels measured in the receiving room must be converted into normalised levels using a reference equivalent absorption area of 10 m².

Clause 3(c)
amended by
Amdt No. 6

Amdt 11

SECTION **G**

Amdt 11

ANCILLARY PROVISIONS

- G1** **Minor Structures and Components**
- G2** **Heating Appliances, Fireplaces, Chimneys
and Flues**
- G3** **Atrium Construction**
- G4** **Construction in Alpine Areas**
- G5** **Construction in Bushfire Prone Areas**

Part G4 Construction in Alpine Areas		
Objective GO4		
Functional Statement GF4.1		
Performance Requirements GP4.1 - GP4.4		
G4.0	Deemed-to-Satisfy Provisions	
G4.1	Application of Part	
G4.2	* * * * *	
G4.3	External doorways	
G4.4	Emergency lighting	
G4.5	External ramps	
G4.6	Discharge of exits	
G4.7	External trafficable structures	
G4.8	Fire-fighting services and equipment	
G4.9	Fire orders	
Part G5	Construction in Bushfire Prone Areas	20,101
Objective GO5		
Functional Statement GF5.1		
Performance Requirement GP5.1		
G5.0	Deemed-to-Satisfy Provisions	
G5.1	Application of Part	
G5.2	Protection	
ACT Appendix	(Additional provision - refer to ACT Contents for full details)	40,001
G1.103	Awnings and projections	
NSW Appendix	(Additional provision - refer to NSW Contents for full details)	42,001
G1.101	Provision for cleaning windows	
Qld Appendix	(Additional provision - refer to Qld Contents for full details)	44,001
Part G101	Certain Attachments	
SA Appendix	(Additional provision - refer to SA Contents for full details)	46,001
Part G7	Access for Maintenance	
Part G8	Miscellaneous Provisions	

Amdt 11

Tas Appendix (Additional provision - refer to Tas Contents for full details)	50,001
Part G101 Projections Over Ways	

PART G1 MINOR STRUCTURES AND COMPONENTS

OBJECTIVE

- GO1** The *Objective* of this Part is to-
- (a) safeguard people from illness caused by the discharge of *swimming pool* waste water; and
 - (b) protect *other property* from damage caused by the discharge of *swimming pool* waste water; and
 - (c) safeguard young children from drowning or injury in a *swimming pool*; and

Application

GO1(a) and (b) do not apply in NT.

GO1(c) does not apply to in NSW, NT, Qld and WA.

GO1(c), in ACT, SA and Tas, only applies to a *swimming pool* associated with a Class 2 or 3 building, with a depth of water more than 300 mm.

GO1(c), in Vic, only applies to a *swimming pool* with a depth of water more than 300 mm, associated with-

- (a) a Class 2 or 3 building; or
- (b) a *children's service*.

Tas GO1(e),(f),(g)

- (d) safeguard occupants from illness or injury resulting from being accidentally locked inside spaces which are designed to be entered for short periods of time only and in which occupation for longer periods may be hazardous.

FUNCTIONAL STATEMENTS

- GF1.1** Adequate means for the disposal of *swimming pool* water and drainage is to be provided to a *swimming pool*.

Application

GF1.1 does not apply in NT.

GF1.2 A *swimming pool* is to be provided with a means of restricting access by young children to it.

GF1.2 amended by Amdt No. 1

Application

GF1.2 does not apply in NSW, NT, Qld and WA.

GF1.2, in ACT, SA and Tas, only applies to a *swimming pool* associated with a Class 2 or 3 building, with a depth of water more than 300 mm.

GF1.2, in Vic, only applies to a *swimming pool* with a depth of water more than 300 mm, associated with-

- (a) a Class 2 or 3 building; or
- (b) a *children's service*.

GF1.3 Any refrigerated or cooling chamber, strong-room and vault or the like that is capable of accommodating a person is to have safety measures to facilitate escape and for alerting people outside such a space in the event of an emergency.

NSW GF1.4
Tas GF1.4 - 1.6
SA GF1.4

PERFORMANCE REQUIREMENTS

GP1.1 A *swimming pool* must have adequate means of draining the pool in a manner which will not-

- (a) cause illness to people; or
- (b) affect *other property*.

Application

GP1.1 does not apply in NT.

GP1.2 A barrier must be provided to a *swimming pool* and must-

- (a) be continuous for the full extent of the hazard; and
- (b) be of a strength and rigidity to withstand the foreseeable impact of people; and
- (c) restrict the access of young children to the pool and the immediate pool surrounds; and

Amdt 11

- (d) have any gates and doors fitted with latching devices not readily operated by young children, and constructed to automatically close and latch.

Application

GP1.2 does not apply in NSW, NT, Qld and WA.

GP1.2, in ACT, SA and Tas, only applies to a *swimming pool* associated with a Class 2 or 3 building, with a depth of water more than 300 mm.

GP1.2, in Vic, only applies to a *swimming pool* with a depth of water more than 300 mm, associated with-

- (a) a Class 2 or 3 building; or
- (b) a *children's service*.

- GP1.3** Any refrigerated or cooling chamber, or the like which is of sufficient size for a person to enter must-
- (a) have adequate means of communicating with or alerting other occupants in the building in the case of an emergency; and
 - (b) have a door which is-
 - (i) of adequate dimensions to allow occupants to readily escape; and
 - (ii) openable from inside without a key at all times.
- GP1.4** Any strong-room, vault or the like which is of sufficient size for a person to enter must-
- (a) have adequate means of communicating with or alerting other occupants in the building in the case of an emergency; and
 - (b) have internal lighting controllable only from within the room; and
 - (c) have an external indicator that the room is occupied.

NSW GP1.5
Tas GP1.5 - 1.9
SA GP1.5

PART G1 MINOR STRUCTURES AND COMPONENTS

Deemed-to-Satisfy Provisions

G1.0 Deemed-to-Satisfy Provisions

- (a) *Performance Requirement* GP1.1 must be complied with.

Note to G1.0(a)
amended by
Amdt No. 2

There is no *Deemed to Satisfy Provision* for this *Performance Requirement*.

NSW G1.0(b)
SA G1.0(b)
Tas G1.0(b)

- (b) *Performance Requirements* GP1.2 to GP1.4 are satisfied by complying with G1.1 and G1.2.

G1.1 Swimming pools

- (a) **Application:** The provisions or part provisions of this Clause do not apply in NSW, the Northern Territory, Queensland and Western Australia as follows:

- (i) **NSW** - safety fencing: restriction of access to swimming pools is regulated under the Swimming Pools Act 1992.
- (ii) **Northern Territory** - all provisions: swimming pools are controlled through Local Government by-laws, however Local Government Authorities are not responsible for building control.
- (iii) **Queensland** - safety fencing: restriction of access to swimming pools is regulated under the Queensland Building Act 1975 and the Standard Building Law.
- (iv) **Western Australia** - safety fencing: restriction of access to private swimming pools is regulated under the Local Government (Miscellaneous Provisions) Act 1960 and the Building Regulations 1989 as amended.

Vic G1.1(b)

- (b) **Safety fencing:** A *swimming pool* associated with a Class 2 or 3 building, with a depth of water more than 300 mm must have suitable barriers to restrict access by young children to the immediate pool surrounds in accordance with AS 1926 Parts 1 and 2.

ACT G1.1(c)-(d)
NSW G1.1(c)
SA G1.1(c)
Tas G1.1(c)-(i)

Amdt 11

Deemed-to-Satisfy Provisions

G1.2 Refrigerated chambers, strong-rooms and vaults

- (a) A refrigerated or cooling chamber, strongroom or vault which is of sufficient size for a person to enter must have-
 - (i) a door which is capable of being opened by hand from inside without a key; and
 - (ii) internal lighting controlled only by a switch which is located adjacent to the entrance doorway inside the chamber, strongroom or vault; and
 - (iii) an indicator lamp positioned outside the chamber, strongroom or vault which is illuminated when the interior lights *required* by (a)(ii) are switched on; and
 - (iv) an alarm that is-
 - (A) located outside but controllable only from within the chamber, strongroom or vault; and
 - (B) able to achieve a sound pressure level outside the chamber, strongroom or vault of 90 dB(A) when measured 3 m from the sounding device.
- (b) A door required by (a)(i) in a refrigerated or cooling chamber must have a doorway with a clear width of not less than 600 mm and a clear height not less than 1.5 m.

**G1.2 amended by
Amdt No. 3**

ACT G1.103
NSW G1.101
Qld G101
Tas G101.1
G101.2

Amdt 11

PART G2 HEATING APPLIANCES, FIREPLACES, CHIMNEYS AND FLUES

OBJECTIVE

- GO2** The *Objective* of this Part is to-
- (a) safeguard occupants from illness or injury caused by-
 - (i) fire from combustion appliances installed within a building; and
 - (ii) malfunction of a pressure vessel installed within a building; and
 - (b) protect a building from damage caused by the malfunction of a pressure vessel installed within.

FUNCTIONAL STATEMENTS

- GF2.1** Combustion appliances using controlled combustion located in a building are to be installed in a way which reduces the likelihood of fire spreading beyond the appliance.
- GF2.2** Pressure vessels located in a building are to be installed in a manner which will provide adequate safety for occupants.

PERFORMANCE REQUIREMENTS

- GP2.1** Where provided in a building, a combustion appliance and its associated components, including an open fire-place, chimney, flue, chute, hopper or the like, must be installed-
- (a) to withstand the temperatures likely to be generated by the appliance; and
 - (b) so that it does not raise the temperature of any building element to a level that would adversely affect the element's physical or mechanical properties or function; and

- (c) so that hot products of combustion will not-
 - (i) escape through the walls of the associated components; and
 - (ii) discharge in a position that will cause fire to spread to nearby *combustible* materials or allow smoke to penetrate through nearby *windows*, ventilation inlets, or the like.

- GP2.2** When located in a building, a pressure vessel must be installed to avoid, during reasonably foreseeable conditions, the likelihood of-
- (a) leakage from the vessel which could cause damage to the building; and
 - (b) rupture or other mechanical damage of the vessel which could cause damage to the building or injury to occupants.

PART G2 HEATING APPLIANCES, FIREPLACES, CHIMNEYS AND FLUES

Deemed-to-Satisfy Provisions

G2.0 Deemed-to-Satisfy Provisions

Performance Requirements GP2.1 and GP2.2 are satisfied by complying with G2.1 to G2.4.

G2.1 * * * * *

This clause has deliberately been left blank.

G2.2 Installation of appliances

G2.2 amended by Amdt No. 10

The installation of a stove, heater or similar appliance in a building must comply with:

- (a) Domestic oil-fired appliances - Installation: AS 1691.
- (b) Domestic solid-fuel burning appliances - Installation: AS/NZS 2918.
- (c) Pressure equipment: AS/NZS 1200.

ACT G2.2(d),(e)

G2.3 Open fireplaces

An open fireplace, or solid-fuel burning appliance in which the fuel-burning compartment is not enclosed must have-

- (a) a hearth constructed of stone, concrete, masonry or similar *non-combustible* material so that-
 - (i) it extends not less than 300 mm beyond the front of the fireplace opening and not less than 150 mm beyond each side of that opening; and
 - (ii) it extends beyond the limits of the fireplace or appliance not less than 300 mm if the fireplace or appliance is free-standing from any wall of the room; and
 - (iii) its upper surface does not slope away from the grate or appliance; and

Amdt 11

Deemed-to-Satisfy Provisions

- (iv) *combustible* material situated below the hearth but not below that part *required* to extend beyond the fireplace opening or the limits of the fireplace is not less than 150 mm from the upper surface of the hearth; and
- (b) walls forming the sides and back of the fireplace up to not less than 300 mm above the underside of the arch or lintel which-
 - (i) are constructed in 2 separate leaves of solid masonry not less than 180 mm thick, excluding any cavity; and
 - (ii) do not consist of concrete block masonry in the construction of the inner leaf; and
- (c) walls of the chimney above the level referred to in (b)-
 - (i) constructed of masonry units with a net volume, excluding cored and similar holes, not less than 75% of their gross volume, measured on the overall rectangular shape of the units, and with an actual thickness of not less than 100 mm; and
 - (ii) lined internally to a thickness of not less than 12 mm with rendering consisting of 1 part cement, 3 parts lime, and 10 parts sand by volume, or other suitable material; and
- (d) suitable damp-proof courses or flashings to maintain weatherproofing.

G2.3(a)(iv)
amended by
Amdt No. 3

Amdt 11

G2.4 Incinerator rooms

- (a) If an incinerator is installed in a building any hopper giving access to a charging chute must be-
 - (i) *non-combustible*; and
 - (ii) gas-tight when closed; and
 - (iii) designed to return to the closed position after use; and
 - (iv) not attached to a chute that connects directly to a flue unless the hopper is located in the open air; and
 - (v) not located in a *required exit*.
- (b) A room containing an incinerator must be separated from other parts of the building by construction with an FRL of not less than 60/60/60.

PART G3 ATRIUM CONSTRUCTION

Deemed-to-Satisfy Provisions

Note amended by
Amdt No. 2

Note:

Part G3 contains *Deemed to Satisfy Provisions* additional to those contained in Sections C, D and E for *Atrium Construction*.

Amdt 11

G3.1 Atriums affected by this Part

This Part does not apply to an *atrium* which-

- (a) connects only 2 *storeys*; or
- (b) connects only 3 *storeys* if-
 - (i) each *storey* is provided with a sprinkler system complying with Specification E1.5 throughout; and
 - (ii) one of those *storeys* is situated at a level at which there is direct egress to a road or *open space*.

G3.2 Dimensions of atrium well

An *atrium well* must have a width throughout the well that is able to contain a cylinder having a horizontal diameter of not less than 6 m.

G3.3 Separation of atrium by bounding walls

An *atrium* must be separated from the remainder of the building at each *storey* by bounding walls set back not more than 3.5 m from the perimeter of the *atrium well* except in the case of the walls at no more than 3 consecutive *storeys* if-

- (a) one of those *storeys* is at a level at which direct egress to a road or *open space* is provided; and
- (b) the sum of the *floor areas* of those *storeys* that are contained within the *atrium* is not more than the maximum area that is permitted in Table C2.2.

G3.4 Construction of bounding walls

Bounding walls must-

- (a) have an FRL of not less than 60/60/60, and-

Deemed-to-Satisfy Provisions

- (i) extend from the floor of the *storey* to the underside of the floor next above or to the underside of the roof; and
- (ii) have any door openings protected with *self-closing* or *automatic* - /60/30 fire doors; or
- (b) be constructed of fixed toughened safety glass, or wired safety glass in *non-combustible* frames, with-
 - (i) any door openings fitted with a *self-closing* smoke door complying with Specification C3.4; and
 - (ii) the walls and doors protected with wall-wetting systems in accordance with Specification G3.8; and
 - (iii) a fire barrier with an FRL of not less than - /60/30 installed in any ceiling spaces above the wall.

G3.5 Construction at balconies

If a bounding wall separating an *atrium* from the remainder of the building is set back from the perimeter of the *atrium well*, a balustrade or other barrier that is imperforate and *non-combustible*, and not less than 1 m high must be provided.

G3.5 amended by
Amdt No. 5

G3.6 Separation at roof

In an *atrium*-

- (a) the roof must have the FRL prescribed in Table 3 of Specification C1.1; or
- (b) the roof structure and membrane must be protected by a sprinkler system complying with Specification E1.5.

G3.7 Means of egress

All areas within an *atrium* must have access to at least 2 *exits*.

G3.8 Fire and smoke control systems

Sprinkler systems, smoke control, fire detection and alarm systems, and emergency warning and intercommunication systems must be installed in compliance with Specification G3.8.

SPECIFICATION **G3.8** FIRE AND SMOKE CONTROL IN BUILDINGS CONTAINING ATRIUMS

Deemed-to-Satisfy Provisions

1. SCOPE

This Specification sets out the requirements for the design and operation of systems of fire and smoke control in buildings containing an *atrium*.

2. AUTOMATIC FIRE SPRINKLER SYSTEM

2.1 General requirement

A sprinkler system complying with Specification E1.5 must be installed in every building containing an *atrium*, except where varied or superseded by this Specification.

2.2 Roof protection

A roof of an *atrium* which does not have the FRL prescribed in Specification C1.1 or the *Deemed to Satisfy Provisions* of Part C2 must be protected by *automatic* sprinklers arranged to wet both the covering membrane and supporting structure if the roof is-

- (a) less than 12 m above the floor of the *atrium* or the floor of the highest *storey* where the bounding construction is set back more than 3.5 m from the *atrium well* if a Class 2, 3, 5 or 9 part of a building is open to the *atrium*; or
- (b) less than 20 m above the floor of the *atrium* or the floor of the highest *storey* where the bounding construction is set back more than 3.5 m from the *atrium well* if a Class 6, 7 or 8 part of a building is open to the *atrium*,

and the temperature rating of sprinkler heads providing roof protection must be within the range 79°C - 100°C.

2.3 Atrium floor protection

The floor of the *atrium* must be protected by sprinklers with-

- (a) the use of sidewall pattern sprinkler heads together with overhead sprinklers where dictated by the dimensions of the *atrium*; and

Clause 2.2
amended by
Amdt No. 2

Amdt 11

Deemed-to-Satisfy Provisions

- (b) sprinkler heads of the fast response type, installed with suitable *non-combustible* heat collector plates of 200 mm minimum diameter to ensure activation by a rising fire plume.

2.4 Sprinkler systems to glazed walls**2.4.1 Location of protection**

Where an *atrium* is separated from the remainder of the building by walls or doors incorporating glazing, a wall wetting system with suitable *non-combustible* heat collector plates of 200 mm diameter must be provided to protect the glazing as follows:

- (a) On the *atrium* side of the glazing - to all glazed walls which are set back more than 3.5 m from the *atrium well*.
- (b) On the *atrium* side of the glazing - to all glazed walls which are not set back, or are set back 3.5 m or less, from the *atrium well*, for all levels which are less than-
- (i) 12 m above the floor of an *atrium* or the floor of the highest *storey* where the bounding wall is set back more than 3.5 m from the *atrium well* if a Class 2, 3, 5 or 9 part of the building is open to the *atrium*; or
 - (ii) 20 m above the floor of an *atrium* or the floor of the highest *storey* where the bounding wall is set back more than 3.5 m from the *atrium well* if a Class 6, 7 or 8 part of the building is open to the *atrium*.
- (c) On the side of the glazing away from the *atrium well* - to all glazing forming part of the bounding wall at each *storey*.

2.4.2 Sprinkler head location

Sprinklers must be located in positions allowing full wetting of the glazing surfaces without wetting adjacent sprinkler heads.

2.4.3 Head rating and response time

Sprinkler heads must be of the fast response type and have a maximum temperature rating of 74°C.

2.4.4 Water discharge rate

The rate of water discharge to protect glazing must be not less than-

- (a) on the *atrium* side of the glazing-
- (i) 0.25 L/s.m² where glazing is not set back from the *atrium well*; or

Deemed-to-Satisfy Provisions

- (ii) 0.167 L/s.m² where glazing is set back from the *atrium well*; and
- (b) on the side away from the *atrium well* - 0.167 L/s.m².

2.4.5 Water supply

In addition to that of the basic sprinkler protection for the building, the water supply to *required* wall wetting systems must be of adequate capacity to accommodate the following on the *atrium* side of the glazing:

- (a) Where the bounding walls are set back less than 3.5 m from the *atrium well* - wall wetting of a part not less than 6 m long for a height of not less than-
 - (i) 12 m above the floor of an *atrium* or the floor of the highest *storey* where the bounding wall is set back more than 3.5 m from the *atrium well* if a Class 2, 3, 5 or 9 part of the building is open to the *atrium*; or
 - (ii) 20 m above the floor of an *atrium* or the floor of the highest *storey* where the bounding wall is set back more than 3.5 m from the *atrium well* if a Class 6, 7 or 8 part of the building is open to the *atrium*; and
- (b) Where the walls are set back 3.5 m or more from the *atrium well* - wetting of a part not less than 12 m long on one *storey*.

2.5 Stop valves

- (a) Basic sprinkler and wall wetting systems protecting a building containing an *atrium* must be provided with easily accessible and identified stop valves.
- (b) Sprinkler and wall wetting systems must be provided with independent stop valves.
- (c) Sprinkler heads protecting the roof of the *atrium* must be provided with a stop valve.
- (d) Stop valve to wall wetting and roof sprinklers may be of the gate type.
- (e) All sprinkler and wall wetting stop valves must be monitored to detect unauthorised closure.

*Deemed-to-Satisfy Provisions***3. SMOKE CONTROL SYSTEM****3.1 General requirements**

Except where varied or superseded by this Specification, mechanical air-handling systems in a building containing an *atrium* must comply with AS/NZS 1668.1.

Clause 3.1
amended by
Amdt No. 4

3.2 Operation of atrium mechanical air-handling systems

Mechanical air-handling systems serving an *atrium* must be designed to operate so that during a fire-

- (a) a tenable atmosphere is maintained in all paths of travel along balconies to *required exits* during the period of evacuation; and
- (b) smoke exhaust fans serving the *atrium* are only activated when smoke enters the *atrium*; and
- (c) central plant systems do not use the *atrium* as a return air path; and
- (d) central plant systems which use return air paths remote from the *atrium*-
 - (i) cycle to the full outside air mode; and
 - (ii) stop supply air to the fire affected *storey* or *fire compartment*; and
 - (iii) continue to fully exhaust the fire affected *storey* or *fire compartment* and reduce the exhaust from other *storeys* or *fire compartments* by at least 75%; and
 - (iv) continue to supply air to *fire compartments* or *storeys* other than the fire affected *storey* or *fire compartment*; and
- (e) fans performing relief or exhaust duty from the *atrium* stop normal operation; and
- (f) floor by floor, or unitary, air-handling plant serving a single *fire compartment* or *storey*-
 - (i) ceases normal operation in the fire affected *storey* or *fire compartment*; and
 - (ii) commences full relief or exhaust from that fire affected *storey* or *fire compartment*; and
 - (iii) continue to supply air to *fire compartments* or *storeys* other than the fire affected *storey* or *fire compartment*.

*Deemed-to-Satisfy Provisions***3.3 Activation of smoke control system**

- (a) The smoke control system must be activated by-
 - (i) operation of an *automatic* fire alarm; or
 - (ii) operation of the sprinkler system; or
 - (iii) a manual start switch.
- (b) All controls for the smoke control system must be located-
 - (i) in the fire control room; or
 - (ii) in the emergency control centre, (if any); or
 - (iii) adjacent to the sprinkler control valves; or
 - (iv) incorporated in the Fire Indicator Board.

3.4 Smoke exhaust system

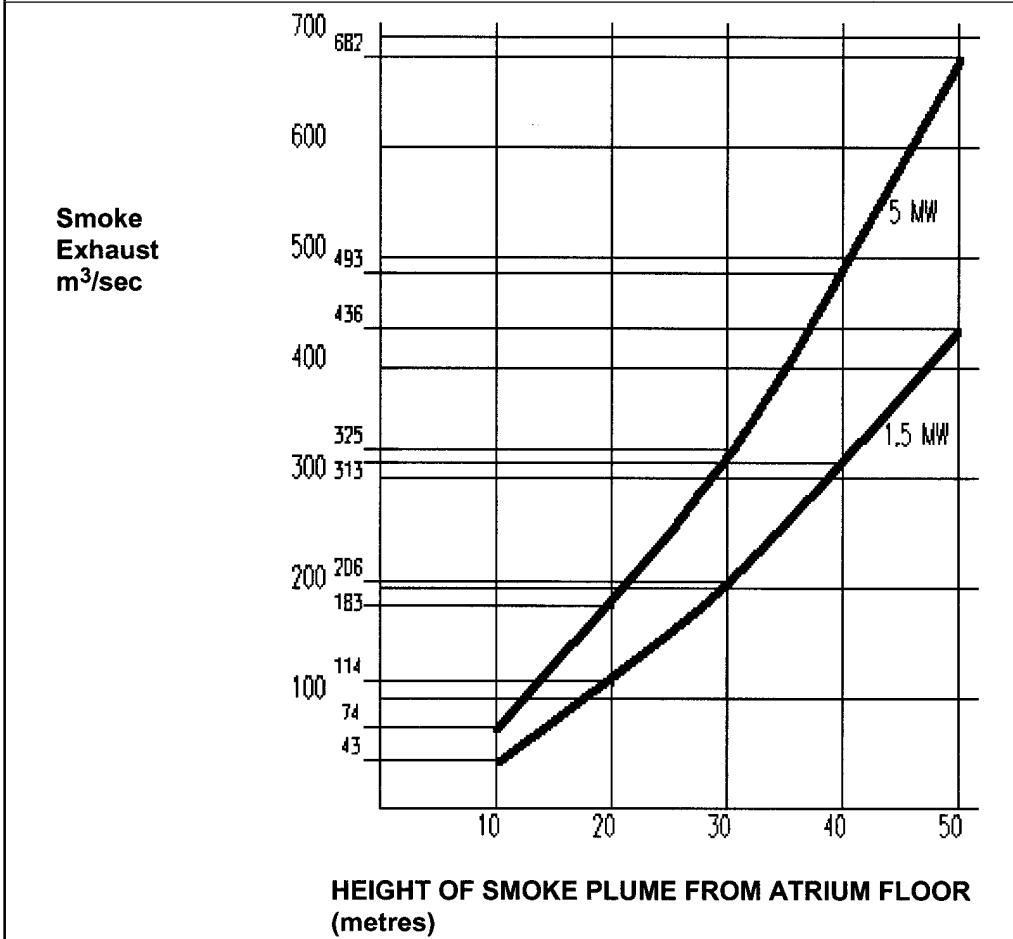
A smoke exhaust system serving an *atrium* must be designed on the basis of-

- (a) the sprinkler system limiting the size of a fire to-
 - (i) a heat output of 1.5 MW and perimeter of 7.5 m if a Class 2, 3, 5 or 9 part of the building is open to the *atrium*; or
 - (ii) a heat output of 5 MW and perimeter of 12 m if a Class 6, 7 or 8 part of the building is open to the *atrium*;
- (b) a smoke plume reaching a level 3 m above the highest *storey* having a path of travel to a *required exit* along a balcony bounding the *atrium well*, and not less than-
 - (i) 12 m above the floor of an *atrium* or the floor of the highest *storey* where the bounding wall is set back more than 3.5 m from the *atrium well* if a Class 2, 3, 5 or 9 part of the building is open to the *atrium*; or
 - (ii) 20 m above the floor of an *atrium* or the floor of the highest *storey* where the bounding construction is set back more than 3.5 m from the *atrium well* if a Class 6, 7 or 8 part of the building is open to the *atrium*; and
- (c) the smoke exhaust system discharging smoke at a rate of not less than that shown in Figure 3.4 for the appropriate height of smoke plume and fire size-
 - (i) from the top of the *atrium*; or
 - (ii) horizontally where calculations of wind velocity induced pressure profiles for the building verify that the exhaust system will operate effectively for all wind directions.

Deemed-to-Satisfy Provisions

Figure 3.4

SMOKE EXHAUST RATE



Amdt 11

3.5 Upward air velocity

Notwithstanding 3.4(c), the average upward air velocity in the *atrium*, due to the *required* smoke exhaust quantity must-

- (a) be not less than 0.2 m/s at any level over an 18 m height above the floor of the *atrium*; and
- (b) not exceed the following maximum velocities in *atriums* of constant cross sectional plan area-
 - (i) for occupancy classification qualifying for 1.5 MW fire size - 3.5 m/s.
 - (ii) for occupancy classifications qualifying for 5 MW fire size - 5 m/s.

3.6 Exhaust fans

- (a) Smoke exhaust must be provided by fans capable of continuous and *required* operation for a period of not less than 1 hour when handling exhaust gases at 200°C.

Deemed-to-Satisfy Provisions

- (b) Where a Class 2, 3 or 9 part of a building adjoins an *atrium*, the *atrium* must be provided with a minimum of 3 fans each capable of 50% of the total *required* smoke exhaust capacity.
- (c) *Atriums* other than those referred to in (b) must be provided with a minimum of 2 fans each capable of 50% of the total *required* smoke exhaust capacity.

3.7 Smoke and heat vents

Notwithstanding Clause 3.6, *automatic* vents complying with AS 2665 may be used, except where a Class 6 part of a building adjoins the *atrium*, in lieu of exhaust fans provided that-

- (a) the height from the *atrium* floor to the bottom of the highest vent is not more than 12 m; and
- (b) the vents are fitted with a remote manual operation switch located adjacent to the sprinkler control valves or incorporated in the Fire Indicator Board.

3.8 Make-up air supply

- (a) Uniformly distributed make-up air must be provided to the *atrium* exhaust system from-
 - (i) outside the *atrium* at or near the lowest *storey* level; and
 - (ii) relief air from non-fire *storeys*.
- (b) A discharge volume sufficient to maintain a velocity of not less than 0.1 m/s towards the *atrium well* must be provided on all *storeys* where the bounding wall is set back from the *atrium well*.
- (c) The requirements of (a)(i) are satisfied if make-up air is provided to the *atrium* exhaust system in such a manner as to prevent, as far as possible, disturbance of the smoke layer due to turbulence created by the incoming air, through-
 - (i) openings directly from the outside air to the *atrium* and located as close as practicable to the lowest level of the *atrium*; or
 - (ii) ducts from the outside air to the *atrium* which deliver air as close as practicable to the lowest level of the *atrium* and, where passing through any other *fire compartment* having an FRL of at least 60/60/60; or
 - (iii) a combination of (i) or (ii).

Deemed-to-Satisfy Provisions

4. FIRE DETECTION AND ALARM SYSTEM**4.1 General requirements**

Except where superseded by this Specification, *automatic* fire detection and alarm systems in a building containing an *atrium* must comply with AS 1670.1.

Clause 4.1
amended by
Amdt No. 8

4.2 Smoke detection system

Smoke detection within an *atrium*-

- (a) must be provided within all outside air intakes and at individual floor return air intakes of all air-handling systems to initiate *automatic* fire mode operation, and where applicable, comply with the restart facilities in AS/NZS 1668.1; and
- (b) must operate at an obscuration level not greater than 0.5% per metre with compensation for external airborne contamination as necessary; and
- (c) must sample air within the *atrium* and in *storeys* where the bounding wall is set back more than 3.5 m from the *atrium well*; and
- (d) must be calibrated to compensate for smoke dilution where sampling occurs within return air path common to more than one room; and
- (e) may incorporate beam type detectors to sense smoke in an *atrium* in a Class 5, 6, 7 or 8 building with an *effective height* of not more than 25 m if-
 - (i) the beam detectors are located at intervals of not more than 3 *storeys*; and
 - (ii) arranged to scan at 90 degrees orientation to adjacent beam units.

Clause 4.2(a)
amended by
Amdt No. 4

4.3 Smoke detection in spaces separated from the atrium by bounding walls

Smoke detection systems must be located at all return and relief air openings associated with the building air-handling systems and be-

- (a) of the sampling type system as *required* in 4.2; or
- (b) of the point type optical smoke detector.

Amdt 11

*Deemed-to-Satisfy Provisions***4.4 Alarm systems**

- (a) A break-glass fire alarm point must be provided at each door to a *fire-isolated stairway*, *fire-isolated ramp*, or *fire-isolated passageway*.
- (b) A staged alarm must be provided where an air sampling type smoke detection system is provided for the *atrium*, and must operate as follows:
- (i) Alert building management when abnormal smoke levels of 0.03% obscuration per metre are detected.
 - (ii) Initiate a second alarm to management and start all smoke control systems including pressurisation of escape routes when smoke levels of 0.07% obscuration per metre are detected.
 - (iii) Automatically call the *fire brigade*, activate the emergency warning and intercommunication systems, and de-activate all plant not necessary for fire safety within the building when smoke levels of 0.09% obscuration per metre are detected.
- (c) Beam and point type smoke detectors *required* must simultaneously operate all functions referred to above and activate at the level set out in AS/NZS 1668.1.

Clause 4.4(b)(iii)
amended by
Amdt No. 1

Clause 4.2(c)
amended by
Amdt No. 4

Clause 5
amended by
Amdt No. 2

5. EMERGENCY WARNING AND INTERCOMMUNICATION SYSTEM

All buildings containing an *atrium* must be provided with an emergency warning and intercommunication system which-

- (a) complies with AS 2220 Parts 1 and 2; and
- (b) incorporates visible warning signs that-
 - (i) operate upon the "action" signal; and
 - (ii) display the words "EVAC AREA" in red with letters conforming with the requirements of the *Deemed to Satisfy Provisions* of Part E4 for *exit* signs.

*Deemed-to-Satisfy Provisions***6. STANDBY POWER SYSTEM**

- (a) If a *required* path of travel to an *exit* is within an *atrium*, a suitable alternative power supply must be provided to operate *required* safety systems, including sprinkler systems and fire hydrant pumps, air handling systems, alarms, warning and communication systems and emergency lighting circuits.
- (b) The alternative power supply must-
- (i) be connected *automatically* if the normal power supply fails; and
 - (ii) if located within the building, be separated from the remainder of the building by an enclosure with an FRL of at least 120/120/120; and
 - (iii) be connected to the safety systems by means of cabling complying with C2.13(c)(iii) and (iv).
- (c) The requirements of (a) are satisfied by-
- (i) a single medium voltage supply taken from an electricity substation situated within, or adjacent to, the building concerned where the power supply to the substation consists of two or more high voltage cables each taking electricity from separate transformers; or
 - (ii) two or more medium voltage supplies each taking electricity from separate electricity substations situated-
 - (A) outside the building concerned; and
 - (B) at a suitable distance from each other; or
 - (iii) a single medium voltage supply taken from an electricity substation together with an electricity generating plant capable of-
 - (A) generating a medium voltage supply; and
 - (B) starting and taking the *required* electrical load within a period of not more than 30 seconds from the time of normal supply failure.

Clause 6(a)
amended by
Amdt No. 3

Clause 6(b)(ii)
amended by
Amdt No. 1

Amdt 11

Deemed-to-Satisfy Provisions

**7. SYSTEM FOR EXCLUDING SMOKE FROM
FIRE-ISOLATED EXITS**

Required fire-isolated exits in a building containing an atrium must be protected from the entry of smoke in accordance with E2.2.

PART G4 CONSTRUCTION IN ALPINE AREAS

OBJECTIVE

GO4 The *Objective* of this Part is to safeguard occupants in *alpine areas* from illness or injury from an emergency while evacuating a building.

Application

GO4 applies to a building constructed in an *alpine area* and overrules other provisions of the BCA.

FUNCTIONAL STATEMENT

GF4.1 A building in an *alpine area* is to be provided with additional measures in view of the increased difficulties in fire-fighting and maintaining access and means of egress in snow conditions.

Application

GF4.1 applies to a building constructed in an *alpine area* and overrules other provisions of the BCA.

PERFORMANCE REQUIREMENTS

GP4.1 An external doorway from a building in an *alpine area* must be installed so that opening the door is not obstructed by snow or ice.

Application

GP4.1 applies to a building constructed in an *alpine area* overrules other provisions of the BCA.

GP4.2 A building in an *alpine area* containing external trafficable structures forming part of the means of egress must be constructed so that those structures remain, as far as practicable, useable under snow conditions.

Application

GP4.2 applies to a building constructed in an *alpine area* and overrules other provisions of the BCA.

GP4.3 A building in an *alpine area* must be constructed so that snow or ice is not shed from the building onto the allotment, any adjoining allotment, road or public space in a location or manner that will-

- (a) obstruct a means of egress from any building to a road or *open space*; or
- (b) otherwise endanger people.

Application

GP4.3 applies to a building constructed in an *alpine area* and overrules other provisions of the BCA.

GP4.4 A building in an *alpine area* must have a *fire safety system* installed to-

- (a) facilitate fire-fighting operations; and
- (b) alert occupants in the event of an emergency.

Application

GP4.4 applies to a building constructed in an *alpine area* and overrules other provisions of the BCA.

Application added to GP4.4 by Amdt No. 1

PART G4 CONSTRUCTION IN ALPINE AREAS

Deemed-to-Satisfy Provisions

G4.0 Deemed-to-Satisfy Provisions

Performance Requirements GP4.1 to GP4.4 are satisfied by complying with G4.1 to G4.9.

G4.1 Application of Part

- (a) The *Deemed-to-Satisfy Provisions* of this Part apply to any building constructed in an *alpine area* in addition to other *Deemed-to-Satisfy Provisions* of the BCA.
- (b) Where any *Deemed-to-Satisfy Provisions* are in conflict, the provisions of this Part take precedence.

G4.2 * * * * *

Note: This clause has deliberately been left blank.

G4.3 External doorways

- (a) A door fitted to an external doorway which may be subject to the build-up of snow must-
 - (i) only be capable of opening inwards; and
 - (ii) be marked "OPEN INWARDS" on the inside face of the door in letters not less than 75 mm high and in a colour contrasting with that of the background; and
 - (iii) if it serves a corridor or stairway, be positioned in an alcove or recess with-
 - (A) no horizontal dimension less than twice the width of the door; and
 - (B) the door positioned to open against a wall such that the distance from any part of its swing to the nearest point of entry of the stairway or corridor is not less than the width of the door.
- (b) Every threshold of a *required exit* doorway must be located so that snow or ice is not deposited in a manner that will obstruct means of egress from that doorway.

*Deemed-to-Satisfy Provisions***G4.4 Emergency lighting**

In a Class 2, 3, 5, 6, 7, 8 or 9 building or Class 4 part of a building, a system of emergency lighting must be installed in accordance with the *Deemed-to-Satisfy Provisions* of Part E4-

- (a) in every stairway (other than those within a *sole-occupancy unit* in a Class 2 or 3 building or Class 4 part of a building); and
- (b) in every *public corridor* or the like leading to an *exit*; and
- (c) externally above every doorway opening to a road or *open space*; and
- (d) in any *storey* of the building if illumination sufficient for safe egress will not be available under conditions of emergency.

G4.4 amended by
Amdt No. 5

G4.4(b) amended
by Amdt No. 3

G4.5 External ramps

An external ramp serving as an *exit* must -

- (a) where a ramp is also serving as an *accessible* ramp under Part D3, be in accordance with AS 1428.1; or
- (b) in any other case, have a gradient not steeper than 1:12.

G4.5 amended by
Amdt No. 4

G4.6 Discharge of exits

A building in an *alpine area* must be so constructed that-

- (a) if any part of an *external wall* is more than 3.6 m above the natural ground level - the distance of that part from a boundary other than a road alignment is not less than 2.5 m plus 100 mm for each 300 mm or part by which that part of the wall exceeds a height of 3.6 m; and
- (b) if an *exit* doorway discharges into a court between wings of a building - the wings are not less than 6 m apart; and
- (c) if an *exit* doorway is opposite a barrier which is more than 900 mm above the threshold of the doorway - the threshold is at a distance from that barrier of not less than twice the height of the barrier or 6 m, whichever is the lesser.

Amdt 11

*Deemed-to-Satisfy Provisions***G4.7 External trafficable structures**G4.7 amended by
Amdt No. 5

External stairways, ramps, access bridges or other trafficable structures must have-

- (a) a floor surface that consists of steel mesh or other suitable material if it is used as a means of egress; and
- (b) any *required* balustrade or other barrier constructed so that its sides are not less than 75% open.

G4.8 Fire-fighting services and equipmentG3.8(a) amended
by Amdt No. 8

Every Class 2, 3, 5, 6, 7, 8 and 9 building must have-

G4.8(b) amended
by Amdt No. 3

- (a) a manually operated fire alarm system with call-points complying with AS 1670.1; and
- (b) fire hose reels and fire hydrants installed in accordance with the *Deemed-to-Satisfy Provisions* of Part E1.

G4.9 Fire orders

Every Class 2, 3 or 9 building must display a notice clearly marked "FIRE ORDERS" in suitable locations near the main entrance and on each *storey*, explaining-

- (a) the method of operation of the fire alarm system and the location of all call-points; and
- (b) the location and methods of operation of all fire-fighting equipment; and
- (c) the location of all *exits*; and
- (d) the procedure for evacuation of the building.

PART **G5** CONSTRUCTION IN BUSHFIRE PRONE AREAS

OBJECTIVE

- GO5** The *Objective* of this Part is to-
- (a) safeguard occupants from injury; and
 - (b) protect buildings, from the effects of a bushfire.

Application

GO5 only applies to a Class 2 or 3 building in a *designated bushfire prone area* and applies in addition to other provisions of the BCA.

FUNCTIONAL STATEMENT

- GF5.1** A building constructed in a *designated bushfire prone area* is to provide a resistance to bushfires in order to reduce the danger to life and minimise the risk of the loss of the building.

Application

GF5.1 only applies to a Class 2 or 3 building in a *designated bushfire prone area* and applies in addition to other provisions of the BCA.

PERFORMANCE REQUIREMENT

GP5.1 A building that is constructed in a *designated bushfire prone area* must be designed and constructed to reduce the risk of ignition from a bushfire while the fire front passes.

Application

GP5.1 only applies to a Class 2 and 3 building in a *designated bushfire prone area* and applies in addition to other provisions of the BCA.

GP5.1 amended
by Amdt No. 6

Amdt 11

PART G5 CONSTRUCTION IN BUSHFIRE PRONE AREAS

Deemed-to-Satisfy Provisions

G5.0 amended by
Amdt No. 1

G5.0 Deemed-to-Satisfy Provisions

Performance Requirement GP5.1 is satisfied by complying with G5.1 and G5.2.

G5.1 Application of Part

The *Deemed-to-Satisfy Provisions* of this Part apply to Class 2 and 3 buildings in *designated bushfire prone areas*.

G5.2 Protection

SA G5.3

A Class 2 or 3 building in a *designated bushfire prone area* must comply with AS 3959.

Amdt 11

SECTION **H**

Amdt 11

SPECIAL USE BUILDINGS

H1 Theatres, Stages and Public Halls

SECTION H CONTENTS

	Page
Part H1 Theatres, Stages and Public Halls	21,021
H1.1 Application of part	
H1.2 Separation	
H1.3 Proscenium wall construction	
H1.4 Seating area	
H1.5 Exits from theatre stages	
H1.6 Access to platforms and lofts	
H1.7 Aisle lights in theatres	
Specification H1.3 Construction of Theatres with Proscenium Walls	
NSW Appendix (Additional provisions - refer to NSW Contents for full details)	42,001
Part H101 Places of Public Entertainment other than Temporary Structures and Drive-in Theatres	
Part H102 Temporary Structures	
Part H103 Drive-in Theatres	
NT Appendix (Additional provisions - refer to NT Contents for full details)	44,001
Part H101 Food Premises	
Part H102 Premises to be Used for Activities Involving Skin Penetration	
Part H103 Mortuaries	
Qld Appendix (Additional provisions - refer to Qld Contents for full details)	46,001
Part H101 Workplaces	
Part H102 Stables	
Part H103 Kiosks	
Part H104 * * * * *	
Part H105 * * * * *	
Part H106 Workplaces Involving Spray Painting	
Part H107 Foundries and Abrasive Blasting	
Part H108 Detention Centres	
Part H109 Premises used for the processing and retail sale of meat and meat products	

SA Appendix (Additional provisions - refer to SA Contents for Full details)	48,001
Part H2 Bulk grain storage facilities	
Tas Appendix (Additional provisions - refer to Tas Contents for full details)	50,001
Part H101 Workplaces	
Part H102 Food Premises	
Part H103 Dining Rooms and Bar Rooms	
Part H104 Bottle Shops at Licensed Premises	
Part H105 Accommodation Facilities	
Part H106 Meat Premises	
Part H107 Farm Dairy Premises	
Part H108 Pharmacies	
Part H109 Hospitals and Nursing Homes	
Part H110 Premises Used for Activities Involving Skin Penetration	
Part H111 Dental Surgeries and Chiropractors' Premises	
Part H112 Mortuaries	
Part H113 Foundries	
Part H114 Premises for Manufacturing or Processing of Glass Reinforced Plastics	
Part H115 Premises for Production or Processing of Isocyanates	
Part H116 Premises for Electro-Plating, Electro-Polishing, Anodising or Etching	
Part H117 Premises for Lead Processing	
Part H118 Booths for Spray Painting or Spray Coating	
Part H119 Electricity Distribution Substations	
Part H120 Premises for Storage of Dangerous Goods	
Part H121 Hairdresser's Premises	
Vic Appendix (Additional provision - refer to Vic Contents for full details)	53,001
Part H101 Class 3 and Class 9a Residential Aged Care Buildings	
Part H102 Places of Public Entertainment	
Part H103 Fire Safety in Class 2 and Class 3 Buildings	
Part H104 Class 9b Children's Services	

PART H1 THEATRES, STAGES AND PUBLIC HALLS

Deemed-to-Satisfy Provisions

Note amended by
Amdt No. 2

Note.

Part H1 contains Deemed-to-Satisfy Provisions additional to those contained in Sections C, D and E for buildings containing theatres, stages and public halls.

NSW H1.1

H1.1 Application of Part

H1.1(a) amended
by Amdt No. 2

- (a) The *Deemed-to-Satisfy Provisions* of this Part apply to every enclosed Class 9b building or part of a building which-
- (i) is a *school* assembly, church or community hall with a *stage* and any *backstage* area with a total *floor area* of more than 300 m²; or
 - (ii) otherwise, has a *stage* and any *backstage* area with a total *floor area* of more than 200 m²; or
 - (iii) has a *stage* with an associated rigging loft.
- (b) Notwithstanding (a)-
- (i) H1.4 applies to every open or enclosed Class 9b building; and
 - (ii) H1.7 applies to every enclosed Class 9b building.

H1.2 Separation

A theatre, public hall or the like must-

H1.2(b) amended
by Amdt 3

- (a) have a sprinkler system complying with Specification E1.5; or
- (b) have the *stage*, *backstage* area and accessible under-*stage* area separated from the audience by a proscenium wall in accordance with H1.3.

H1.3 Proscenium wall construction

A proscenium wall must comply with Specification H1.3.

Amdt 11

*Deemed-to-Satisfy Provisions***H1.4 Seating area**

In a seating area-

- (a) the gradient of the floor surface must not be steeper than 1 in 8, or the floor must be stepped so that-
 - (i) a line joining the nosings of consecutive steps does not exceed an angle of 30° to the horizontal; and
 - (ii) the height of each step in the stepped floor is not more than 600 mm; and
 - (iii) the height of any opening in such a step is not more than 125 mm; and
- (b) if an aisle divides the stepped floor and the difference in level between any 2 consecutive steps-
 - (i) exceeds 230 mm but not 400 mm - an intermediate step must be provided in the aisle; and
 - (ii) exceeds 400 mm - 2 equally spaced intermediate steps must be provided in the aisle; and
 - (iii) the going of intermediate steps must be not less than 270 mm and such as to provide as nearly as practicable equal treads throughout the length of the aisle; and
- (c) the clearance between rows of fixed seats used for viewing performing arts, sport or recreational activities must be not less than-
 - (i) 300 mm if the distance to an aisle is not more than 3.5 m; or
 - (ii) 500 mm if the distance to an aisle is more than 3.5 m.

H1.5 Exits from theatre stages

- (a) The path of travel to an *exit* from a *stage* or performing area must not pass through the proscenium wall if the *stage* area is separated from the audience area with a proscenium wall.
- (b) *Required exits* from *backstage* and *under-stage* areas must be independent of those provided for the audience area.

H1.6 Access to platforms and lofts

A stairway that provides access to a service platform, rigging loft, or the like, must comply with AS 1657.

*Deemed-to-Satisfy Provisions***H1.7 Aisle lights in theatres**

In every enclosed Class 9b building, where in any part of the auditorium, the general lighting is dimmed or extinguished during public occupation and the floor is stepped or is inclined at a slope steeper than 1 in 12, aisle lights must be provided to illuminate the full length of the aisle and tread of each step.

SPECIFICATION H1.3 CONSTRUCTION OF THEATRES WITH PROSCENIUM WALLS

Deemed-to-Satisfy Provisions

1. Scope

This Specification contains the requirements for the construction of proscenium walls for theatres, public halls, or the like.

2. Separation of stage areas, etc

- (a) Dressing rooms, scene docks, property rooms, workshops, associated store rooms and other ancillary areas must be
 - (i) located on the *stage* side of the proscenium wall; and
 - (ii) separated from corridors and the like by construction having an FRL of not less than 60/60/60, and if of *lightweight construction*, complying with Specification C1.8.
- (b) The *stage* and *backstage* must be separated from other parts of the building other than the audience seating area by construction having an FRL of not less than 60/60/60, and if of *lightweight construction*, complying with Specification C1.8.
- (c) Any doorway in the construction referred to in paragraphs (a) and (b) must be protected by a *self-closing* - /60/30 fire door.

3. Proscenium wall construction

A proscenium wall must-

- (a) extend to the underside of the roof covering or the underside of the structural floor next above; and
- (b) have an FRL of not less than 60/60/60, and if of *lightweight construction*, comply with Specification C1.8.

4. Combustible materials not to cross proscenium wall

Timber purlins or other *combustible* material must not pass through or cross any proscenium wall.

Amdt 11

*Deemed-to-Satisfy Provisions***5. Protection of openings in proscenium wall**

Every opening in a proscenium wall must be protected-

- (a) at the principal opening, by a curtain in accordance with Clause 6 which is-
 - (i) capable of closing the proscenium opening within 35 seconds either by gravity slide or motor assisted mechanisms; and
 - (ii) operated by a system of *automatic* heat activated devices, manually operated devices or push button emergency devices; and
 - (iii) able to be operated from either the *stage* side or the audience side of the curtain; and
- (b) at any doorway in the wall, by a *self-closing* - /60/30 fire door.

6. Proscenium curtains

A curtain *required* by Clause 5 must be-

- (a) a fire safety curtain-
 - (i) made of *non-combustible* material; and
 - (ii) capable of withstanding a pressure differential of 0.5 kPa over its entire surface area; and
 - (iii) so fitted that when fully lowered it inhibits the penetration of smoke around the perimeter of the opening, from the *stage*; or
- (b) a curtain-
 - (i) having a *Spread-of-Flame Index* not greater than 0 and a *Smoke-Developed Index* not greater than 3; and
 - (ii) protected by a deluge system of open sprinklers installed along the full width of the curtain.

SECTION

Amdt 11

MAINTENANCE

I1 Equipment and Safety Installations

SECTION I CONTENTS

	Page
Part I1 Equipment and Safety Installations	23,021
Objective IO1	
Functional Statement IF1.1	
Performance Requirement IP1.1	
11.0 Deemed-to-Satisfy Provisions	
11.1 Safety installations	
11.2 Mechanical ventilation and hot water, warm water and cooling water systems	

PART 11 EQUIPMENT AND SAFETY INSTALLATIONS

OBJECTIVE

IO1 amended by
Amdt No. 3

IO1 The *Objective* of this Part is to ensure that people are protected from illness, injury and loss of amenity throughout the life of the building.

FUNCTIONAL STATEMENT

IF1.1 amended by
Amdt No. 3

IF1.1 A building is to be adequately maintained to safeguard people from illness or injury and prevent the loss of amenity.

PERFORMANCE REQUIREMENT

IP1.1 Equipment, installations and components essential to the safety of the people must be adequately maintained in such condition that will enable their proper performance.

Amdt 11

PART 11 EQUIPMENT AND SAFETY INSTALLATIONS

Deemed-to-Satisfy Provisions

I1.0 Deemed-to-Satisfy Provisions

SA I1.0

Performance Requirement IP1.1 is satisfied by complying with I1.1 and I1.2.

I1.1 Safety installations

NSW I1.1
NT I1.1
SA I1.1

Safety installations in buildings must be adequately maintained.

I1.2 Mechanical ventilation and hot water, warm water and cooling water systems

**I1.2 amended by
Amdt No. 9**

Mechanical ventilation and hot water, warm water and cooling water systems in a building other than a system only serving a single *sole-occupancy unit* in a Class 2 or 3 building or Class 4 part must be maintained in accordance with AS/NZS 3666.2.

NSW I1.2

Amdt 11

APPENDIX**Amdt 11**

AUSTRALIAN CAPITAL TERRITORY

INTRODUCTION

The Australian Capital Territory BCA Appendix forms part of the ACT Building Code published in accordance with the provisions of the ACT Building Act 1972. This Appendix contains variations and additions to the Building Code of Australia which are necessary for the effective application of the Code in the Australian Capital Territory.

AUSTRALIAN CAPITAL TERRITORY - BCA APPENDIX

CONTENTS

This Appendix contains the BCA provisions that have been varied and additional provisions for application in Australian Capital Territory as follows:

A - GENERAL PROVISIONS

- ACT Specification A1.3
Standards Adopted by Reference
- ACT A02 Objective
- ACT AF2.1 - ACT AF2.3
Functional Statements
- ACT AP2.1 - ACT AP2.3
Performance Requirements
- ACT A2.0 Deemed-to-Satisfy Provisions
- ACT A2.101 Hazardous materials
- ACT A2.102 Control of litter on building sites
- ACT A2.103 Waste Management

D - ACCESS AND EGRESS

- ACT D1.101 Notices in fire-isolated stairs

F - HEALTH AND AMENITY

- ACT F03 Objective
- ACT FF3.2 Functional Statement
- ACT FP 3.2 Performance Requirement
- ACT F3.0 Deemed-to-Satisfy Provisions
- ACT F3.101 Carparking facilities

ACT PART F6 Energy efficiency

- ACT F06 Objective
- ACT FF6.1 Functional Statement
- ACT FP6.1 Performance Requirement
- ACT F6.0 Deemed-to-Satisfy Provisions

ACT F6.1 Energy efficient design

ACT F6.2 Exemptions

ACT F6.3 Fire resistance

G - ANCILLARY PROVISIONS

ACT G1.1 Swimming pools

ACT G1.103 Awnings and projections

ACT G2.2 Installation of appliances

OTHER LEGISLATION AFFECTING BUILDINGS

SECTION A GENERAL PROVISIONS

PART A1 INTERPRETATION

ACT Specification A1.3 STANDARDS ADOPTED BY REFERENCE

Insert in Table 1 of Specification A1.3 the following:

ACT Table 1: SCHEDULE OF REFERENCED DOCUMENTS				
No.	Date	Title	BCA Clause(s)	
Amdt No. 6	AS 1375	1985	Industrial fuel-fired appliances	ACT G2.2
	AS/NZS1530		Methods for fire tests on building materials components and structures	
Amdt No. 6	Part 3	1999	Simultaneous determination of ignitability, flame propagation, heat release and smoke release	ACT F6.3
			* * * * *	
Amdt No. 1	AS 1692	1989	Tanks for flammable and combustible liquids	ACT G2.2
	AS 2890		Parking facilities	
Amdt No. 9	Part 1	1993	Off-street car parking	ACT F3.101
			Work Safe Australia Asbestos Code of Practice and Guidance Notes, August 1988	ACT A2.101
			Development Control Code for Best Practice Waste Management in the ACT 1999	ACT A2.103

Amdt 11

PART A2 ACCEPTANCE OF DESIGN AND CONSTRUCTION

Add ACT AO2 as follows:

OBJECTIVE

- ACT AO2** The *Objective* of this Part is to-
- (a) safeguard people from illness resulting from exposure to asbestos-based building materials during removal and disposal; and
 - (b) prevent wind blown litter from building sites fouling roads and public land; and
 - (c) safeguard people from injury caused by infection or contamination from solid waste.

**ACT AO2(a)
amended by
Amdt No. 1**

Add ACT AF2.1 to ACT AF2.3 as follows:

FUNCTIONAL STATEMENTS

- ACT AF2.1** Asbestos-based building material shall be removed and disposed of in a safe manner.
- ACT AF2.2** Building litter must be prevented from spreading around and beyond the *site* boundary.
- ACT AF2.3** Buildings must be provided with space and facilities for the collection, and safe, hygienic holding prior to disposal of solid waste arising from the intended use of the building.

**ACT AF2.1
amended by
Amdt No. 1**

Amdt 11

Add ACT AP2.1 to ACT AP2.3 as follows:

PERFORMANCE REQUIREMENTS

- ACT AP2.1** When asbestos-based material in any form or in any mixture thereof, or any material containing loose asbestos including asbestos fluff insulation, asbestos sheeting, lagging, fire protection and the like is removed, it must be handled and disposed of safely.
- ACT AP2.2** Sufficient containers must be provided on building sites to store building waste that is likely to become windblown.
- ACT AP2.3** Provision must be made within buildings for the collection and temporary holding of solid waste. The design shall accommodate screening, volume of waste, disposal, logistics and access.

Add ACT A2.0 as follows:

ACT A2.0 Deemed-to-Satisfy Provisions

Performance Requirements ACT AP2.1 to ACT AP2.3 are satisfied by complying with ACT A2.101 to ACT A2.103.

Add ACT A2.101 to ACT A2.103 as follows:

ACT A2.101 Hazardous materials

Asbestos-based materials must be handled and disposed of in accordance with the Worksafe Australia Code of Practice and Guidance Notes.

ACT A2.102 Control of litter on building sites

- (a) On site building waste must be stored in suitable size plastic or metal bins and removed from the *site* at regular intervals.
- (b) For the purpose of this clause, building waste includes plastic containers, plastic and paper wrappings, or any waste that can be carried by wind.

ACT A2.103 Waste management

Garbage facilities must be designed and constructed in accordance with the Development Control Code for Best Practice Waste Management in the ACT.

ACT A2.103
amended by
Amdt No. 6

SECTION D ACCESS AND EGRESS**PART D1 PROVISION FOR ESCAPE**

Add ACT D1.101 as follows:

ACT D1.101 Notices in fire-isolated stairs

- (a) Every *fire-isolated stairway* must have a notice displayed in a conspicuous position at the landing on each *storey* level to the effect of the following:

OFFENCES RELATING TO FIRE STAIRS

Under the Fire Brigade Act it is an offence to:

1. Place anything in this stairway or any associated passageway leading to the exterior of the building which may impede the free passage of persons;
2. Interfere with or cause obstruction or impediment to the normal operation of fire doors providing access to this stairway; or
3. Remove, damage or otherwise interfere with this notice

- (b) In any notice displayed in accordance with (a)-
- (i) the words "OFFENCES RELATING TO FIRE STAIRS" must be in letters not less than 20 mm in height;
 - (ii) all other letters and figures in the remainder of the notice must be not less than 3 mm in height; and
 - (iii) the notice must be clearly legible with lettering of a colour contrasting with the background embossed or cast into a permanent plate securely and permanently fixed to the wall.

SECTION F HEALTH AND AMENITY

PART F3 ROOM SIZES

Delete FO3 and insert ACT FO3 as follows:

OBJECTIVE

- ACT FO3** The *Objective* of this Part is to-
- (a) safeguard occupants from injury or loss of amenity caused by inadequate height of a room or space; and
 - (b) safeguard people from injury resulting from the movement of vehicles into, within and out of buildings.

After FF3.1 insert ACT FF3.2 as follows:

FUNCTIONAL STATEMENTS

- ACT FF3.2** Buildings shall be provided with reasonable and adequate access to enable safe and easy movement of vehicles.

After FP3.1 insert ACT FP3.2 as follows:

PERFORMANCE REQUIREMENTS

- ACT FP3.2** Vehicle access routes within buildings and on the *site* must enable people to safely and easily-
- (a) manoeuvre vehicles; and
 - (b) manoeuvre and park cars.

Delete F3.0 and insert ACT F3.0 as follows:

ACT F3.0 Deemed-to-Satisfy Provisions

Performance Requirements FP3.1 and ACT FP 3.2 are satisfied by complying with F3.1 and ACT F3.101.

After F3.1 insert ACT F3.101 as follows:

ACT F3.101 Car parking facilities

Parking spaces, aisle dimensions, parking arrangements, access signage, vehicle turning paths, ramp gradients, access driveways, approaches, queuing areas and headroom clearances must be designed in accordance with AS 2890.1.

Add Part F6 as follows:

ACT PART F6 ENERGY EFFICIENCY

OBJECTIVE

ACT FO6 The *Objective* of this Part is to facilitate efficient use of energy in a building.

ACT FO6
amended by
Amdt No. 4

Application:

ACT FO6 only applies to a Class 2 or Class 3 building or a Class 4 part of a building.

FUNCTIONAL STATEMENT

ACT FF6.1 A building is to be designed to achieve efficient use of energy for internal heating and cooling.

ACT FF6.1
amended by
Amdt No. 4

Application:

ACT FF6.1 only applies to a Class 2 or Class 3 building or a Class 4 part of a building.

PERFORMANCE REQUIREMENT

ACT FP6.1 A building must have an adequate level of thermal performance to ensure efficient use of energy for internal heating and cooling.

ACT FP6.1
amended by
Amdt No. 4

Application:

ACT FP6.1 only applies to a Class 2 or Class 3 building or a Class 4 part of a building.

ACT F6.0 Deemed-to-Satisfy Provisions

Performance Requirement ACT FP6.1 is satisfied by complying with ACT F6.1 to F6.3.

ACT F6.1 Energy efficient design

- (a) A building must achieve an ACT House Energy Rating of 4 Stars as assessed by an accredited ACT House Energy Assessor.
- (b) An addition must-
 - (i) achieve an ACT House Energy Rating of 4 Stars as assessed by an accredited ACT House Energy Assessor; or
 - (ii) comply with all of ACT Table F6 and have a -
 - (A) concrete floor; or
 - (B) timber floor with an R rating of 1 including carpet.

ACT F6.1(b)(ii) amended by Amdt No. 1

ACT Table F6 amended by Amdt No. 1

ACT Table F6	
MINIMUM INSULATION MATERIAL	
Roofs	
(a)	R3 insulation material in the ceiling space; or
(b)	R2 insulation material in an exposed raked ceiling
Walls	
	R1.5 insulation material in the <i>external wall</i> space

ACT F6.2 Exemptions

The requirements of this Part do not apply to the following types of construction:

- (a) Cavity brick, earthwall construction, ashlar stone or other masonry walls which have a thickness (excluding any cavity) of not less than 180 mm do not require wall insulation.
- (b) Class 10 structures forming part of a Class 2 or 3 building or Class 4 part.
- (c) * * * * *

ACT F6.2(c) deleted by Amdt No. 3

This clause has been deliberately left blank.

ACT F6.3 Fire resistance

When tested in accordance with AS/NZS 1530.3 a thermal insulation material must have a *Spread-of-Flame Index* of 0 and a *Smoke-Developed Index* not greater than 4.

ACT F6.3
amended by
Amdt No. 6

SECTION G ANCILLARY PROVISIONS**PART G1 MINOR STRUCTURES AND COMPONENTS**

Add ACT G1.1(c) and (d) as follows:

ACT G1.1 Swimming Pools

- (c) Indoor or outdoor permanent bathing, wading and *swimming pools* must-
- (i) where the capacity of the pool exceeds 10 m³-
 - (A) be of the recirculation type in which the water circulation is maintained through the pool by pumps, the water drawn from the pool being clarified and disinfected before being returned to the pool;
 - (B) have an outlet sump with antivortex cover or grating and have a skimming weir or overflow gutter or channel at high water level; and
 - (C) have means of egress provided in the form of ladders, steps in the floor of the pool or a ramp;
 - (ii) be capable of being completely emptied and any discharge or overflow and pool backwash filter must be connected to the sewer drainage system;
 - (iii) be watertight with smooth surfaces of non-absorbent, non-slip material, light in colour and with rounded corners to facilitate cleaning;
 - (iv) have surrounding concourses graded away from the pool.
- (d) Pools in or forming part of buildings other than Class 1 buildings-
- (i) where in any part of the pool the depth is less than 1500 mm, the floor grade must not exceed a slope of 1 in 20;

- (ii) permanent signs must be displayed on the side of the pool (or adjacent concourse for flush concourse waterline pools), showing the depth at 300 mm change intervals for the length of the pool and the depth at the deep and shallow ends.

Add ACT G1.103 as follows:

ACT G1.103 Awnings and projections

Every awning, projection or the like, attached to, or supported from a building other than a Class 1 or 10 building must-

- (a) comply with Part B1;
- (b) have all supporting members constructed of *non-combustible* material or be lined on the underside with *non-combustible* material;
- (c) if it has a roof, be covered with *non-combustible* or fire-retardant material which is impervious to moisture;
- (d) if projecting over a boundary onto or over unleased land-
 - (i) in no part be less than 2.7 m above finished pavement or finished ground level; and
 - (ii) be set back not less than 750 mm from any kerb or the edge of any place accessible to vehicles; and
 - (iii) where the height to the underside of the awning is at least 3.8 m above finished pavement or ground level, the awning may align with, but not project beyond, the kerb or the edge of any place accessible to vehicles; and
- (e) not have any signs or other attachments projecting lower than 2.3 m above the finished pavement or ground surface.

PART G2 HEATING APPLIANCES, CHIMNEYS AND FLUES

Add ACT G2.2 as follows:

ACT G2.2 Installation of appliances

- (d) An industrial fuel-fired appliance: AS 1375.
- (e) Storage tanks and other associated fittings: AS 1692.

Footnote:**OTHER LEGISLATION AFFECTING BUILDINGS**

In addition to the requirements of the ACT Building Act 1972 and the ACT Building Code, administered by ACT Building, Electrical and Plumbing Control, (BEPCON) builders and designers should be aware of other legislation which contains building requirements.

The following is a list of some of the other relevant legislation:

- | | |
|--|--|
| <p>1. Building Control Legislation
Public Health Regulations 2000 (Department of Health, Housing and Community Care (ACT Health))</p> | <p>Item 1 amended
by Amdt No. 9</p> |
| <p>2. Fire Safety Regulations
Dangerous Goods Regulations (ACT WorkCover)
Fire Brigade Act 1957 (ACT Fire Brigade, Justice and Community Safety (JACS))
Fire Brigade Regulations (ACT Fire Brigade, JACS)</p> | <p>Item 2 amended
by Amdt No. 9</p> |
| <p>3. Environmental Control and Emission Standards
Environmental Protection Act 1997 (DUS)</p> | <p>Item 3 amended
by Amdt No. 4</p> |
| <p>4. Licensed Premises
Food Act 1992 (ACT Health)
Liquor Act 1975 (JACS)
Licensing Standards Manual (JACS)</p> | <p>Item 4 amended
by Amdt No. 9</p> |
| <p>5. Occupational Health and Safety
ACT Safe Demolition Work Code of Practice (ACT WorkCover)
Occupational Health and Safety Act 1989 (ACT WorkCover)</p> | <p>Item 5 amended
by Amdt No. 9</p> |
| <p>6. Public Housing
Housing Assistance Act 1987 (ACT Housing, ACT Health)</p> | <p>Item 6 amended
by Amdt No. 9</p> |
| <p>7. Scaffolding and Temporary Works
Scaffolding and Lifts Regulations (ACT WorkCover)</p> | <p>Item 7 amended
by Amdt No. 9</p> |

**Item 8 amended
by Amdt No. 1
and No. 3**

8. Urban Design Standards, Land Title and Tenure

ACT (Planning and Land Management) Act 1988 (National Capital Authority (NCA))

City Area Leases Act 1936 (For leases before the Land Act commenced) (DUS)

Common Boundaries Act 1981 (DUS)

Land (Planning and Environment) Act 1991 (DUS)

Leases (Special Purposes) Act 1925 (For leases before the Land Act commenced) (DUS)

National Land Ordinance 1989 (NCA)

Unit Titles Act 1970 (DUS)

**Item 9 amended
by Amdt No. 9**

9. Utility Services and Urban Infrastructure

Gas Supply Act 1998 (ActewAGL)

Protection of Lands Act 1937 (DUS)

Roads and Public Places Act 1937 (DUS)

Utilities Act 2000 (Department of Treasury, DUS)

Water and Sewerage Act 2000 (BEPCON, DUS)

Amdt 11

APPENDIX

Amdt 11

NEW SOUTH WALES

INTRODUCTION

The NSW Building Code technical package consists of-

- (i) the Building Code of Australia (BCA) 1996 Volume One and Volume Two; and
- (ii) the New South Wales BCA Appendix which contains variations to the requirements of the BCA and additional provisions applicable in New South Wales.

The technical package is accompanied by an administrative package as contained in the Local Government (Approvals) Regulation, 1993.

NEW SOUTH WALES - BCA APPENDIX

CONTENTS

This Appendix contains the BCA provisions that have been varied and additional provisions for application in New South Wales as follows:

A - GENERAL PROVISIONS

- NSW A1.1 Definitions
- NSW Specification A1.3
Standards Adopted by Reference

C - FIRE RESISTANCE

- NSW C2.3 Large isolated buildings
- NSW C2.5 Class 9a and 9c buildings
- NSW C3.2 Protection of openings in external walls
- NSW C3.11 Bounding construction: Class 2, 3, 4 and 9 buildings
- NSW Specification C1.10
Fire Hazard Properties

D - ACCESS AND EGRESS

- NSW D1.2 Number of exits required
- NSW D1.6 Dimensions of exits
- NSW D1.10 Discharge from exits
- NSW Table D1.13
Area per person according to use
- NSW D2.1 Application of Part
- NSW D2.13 Treads and risers
- NSW D2.15 Thresholds
- NSW D2.16 Balustrades or other barriers
- NSW D2.19 Doorways and doors
- NSW D2.21 Operation of latch
- NSW D2.201 Doors in path of travel in a place of public entertainment

E - SERVICES AND EQUIPMENT

NSW Table E2.2b

Specific Provisions

NSW Specification E2.2a

Smoke Detection and Alarm Systems

NSW E4.6

Direction signs

F - HEALTH AND AMENITY

NSW FF2.1 Functional Statements

NSW FP2.6 Performance Requirements

NSW F2.7 Microbial (legionella) control

NSW F4.5 Ventilation of rooms

G - ANCILLARY PROVISIONS

Functional Statement NSW GF1.4

Performance Requirement NSW GP1.5

NSW G1.0 Deemed-to-Satisfy Provisions

NSW G1.1 Swimming pools

NSW G1.101 Provision for cleaning of windows

H - SPECIAL USE BUILDINGS**NSW Part H101 PLACES OF PUBLIC ENTERTAINMENT OTHER THAN TEMPORARY STRUCTURES AND DRIVE-IN THEATRES**

NSW H101.1 Application of Part

NSW H101.2 Fire separation

NSW H101.3 Foyer space

NSW H101.4 Sprinkler systems for common foyers

NSW H101.5 Conventional stages

NSW H101.6 Non-conventional stages

NSW H101.7 Flying scenery

NSW H101.8 Load notice

NSW H101.9 * * * * *

NSW H101.10 Safety curtains

NSW H101.11 Seating in rows

NSW H101.12 Continental seating

NSW H101.13 Provision of guardrails

NSW H101.14 Guardrails

- NSW H101.15 Dressing rooms
- NSW H101.16 Storerooms
- NSW H101.17 Projection suites
- NSW H101.18 Basement storeys
- NSW H101.19 Electric mains installation
- NSW H101.20 Lighting
- NSW H101.21 * * * * *
- NSW H101.22 Smoke control systems for small stages
- NSW H101.23 Solid fuel burning stoves and open fire places
- NSW H101.24 Fuel gas cylinders

NSW Part H102 TEMPORARY STRUCTURES

- NSW H102.1 Application of Part
- NSW H102.2 Exits - Exclusions
- NSW H102.3 Location of exits
- NSW H102.4 Exits to be provided
- NSW H102.5 Vertical clearances for exits
- NSW H102.6 Curtains across exits
- NSW H102.7 Curtains and blinds
- NSW H102.8 Fabrics
- NSW H102.9 Guardrails
- NSW H102.10 Seating
- NSW H102.1 Sanitary accommodation
- NSW H102.1 Projection suites
- NSW H102.1 Fireplaces and heating
- NSW H102.1 Electrical services
- NSW H102.1 Artificial lighting
- NSW H102.1 Exit signs
- NSW H102.1 Fire fighting services

NSW Part H103 DRIVE-IN THEATRES

- NSW H103.1 Application of Part
- NSW H103.2 Speaker standards
- NSW H103.3 Electrical services
- NSW H103.4 Vehicular entrances
- NSW H103.5 Lighting

I - MAINTENANCE

- NSW I1.1 Essential fire safety measures
- NSW I1.2 Mechanical ventilation and hot water, warm water and cooling water systems

SECTION A GENERAL PROVISIONS

PART A1 INTERPRETATION

NSW A1.1 Definitions

Insert definition for *aisle* as follows:

Aisle means a walkway at the end of *rows* of seating, not being *continental seating*, leading to a cross-over or to an egress doorway.

Insert definition for *auditorium* as follows:

Auditorium means such part of a place of public entertainment as is designed to accommodate the audience to an entertainment or public meeting.

Insert definition of *continental seating* as follows:

Continental seating means *rows* of seating in which the *rows* extend the full width of an *auditorium* without intervening *aisles*.

Insert definition of *cross-over* as follows:

Cross-over in relation to a place of public entertainment or *temporary structure*, means a walkway between *aisles* or between an *aisle* and an egress doorway.

Vary definition for *designated bushfire prone area* as follows:

“Designated bushfire prone area” inserted in Amdt No. 6

Designated bushfire prone area means land that:

- (a) has been designated under legislation; or
- (b) has been identified under an environmental planning instrument, development control plan or in the course of processing and determining a development application,

as land that can support a bushfire or is likely to be subject to bushfire attack.

Vary definition for *early childhood centre* as follows:

Early childhood centre means a preschool, kindergarten or child-minding centre for the care or training of more than 5 children.

Insert definition of *film* as follows:

Film means a cinematograph *film* of a size of 35 mm or greater.

Insert definition of *flying scenery* as follows:

Flying scenery means scenery of a kind that is lifted above the *stage floor* by means of lines run from a *grid*.

Insert definition of *grid* as follows:

Grid means a framework from which lines are run for the purpose of lifting *flying scenery* above the *stage* floor.

Insert definition of *minimum lateral clearance* as follows:

Minimum lateral clearance means a permanently unobstructed space having a height above floor level of not less than 2000 mm and a width of not less than the specified measurement.

Insert definition of *place of public entertainment* as follows:

Place of public entertainment means-

- (a) a drive-in theatre; or
- (b) an open-air theatre; or
- (c) a theatre or public hall; or
- (d) licensed premises providing entertainment.

Insert definition of *projection suite* as follows:

Projection suite means such part of a *place of public entertainment* as is designed to accommodate apparatus used for projecting *films*.

Insert definition of *public entertainment* as follows:

Public entertainment means entertainment to which admission may ordinarily be gained by members of the public on payment of money or other consideration.

Insert definition of *row* as follows:

Row means a *row* of seating-

- (a) between a wall or other barrier and an *aisle*; or
- (b) between 2 *aisles*.

Delete definition of *stage* and insert NSW definition of *stage* as follows:

Stage means such part of a *place of public entertainment* as is used by performers or speakers in an entertainment or public meeting.

Insert definition of *temporary structure* as follows:

Temporary structure means-

- (a) a booth, tent or other temporary enclosure, whether or not a part of the booth, tent or enclosure is permanent; or
- (b) a mobile structure.

**NSW Specification A1.3
STANDARDS ADOPTED BY REFERENCE**

In Table 1, insert additional reference as follows:

NSW Table 1: SCHEDULE OF REFERENCED DOCUMENTS			
No.	Date	Title	BCA Clause
Amdt No. 11	AS 1926 Part 3	Swimming pool safety Water recirculation and filtration systems	NSW G1.1
Amdt No. 10	AS 2001 Part 5.4	Methods of test for textiles Determination of dimensional change in laundering of textile fabrics and garments - Automatic machine method	NSW Spec C1.10
Amdt No. 10	AS/NZS 3000	2000 Electrical installations - Buildings, structures and premises (SAA wiring rules)	NSW H102.14
Amdt No. 9	AS 3002	1985 Electrical installations - Shows and carnivals	NSW H102.14
Amdt No. 9	SSL	Appraisal Specification FAS102	NSW H101.17.1

Amdt 11

SECTION C FIRE RESISTANCE

PART C2 COMPARTMENTATION AND SEPARATION

Delete C2.3(a) and substitute NSW C2.3(a)(i) and (ii) as follows:

NSW C2.3 Large isolated buildings

- (a) the building does not exceed 18 000 m² in *floor area* nor exceed 108 000 m³ in volume, if –
 - (i) the building is Class 7 or 8, it contains not more than 2 *storeys* and is provided with *open space* complying with C2.4(a) not less than 18 m wide around the building; or

- (ii) the building is a Class 5 to 9 and is protected throughout with a sprinkler system complying with Specification E1.5 and perimeter vehicular access complying with C2.4(b) is provided; or

Delete C2.5(b) and insert NSW C2.5(b) as follows:

NSW C2.5 Class 9a and 9c buildings

- (b) A Class 9c *aged care building* must comply with the following:
 - (i) A building must be divided into areas not more than 500 m² by smoke proof walls complying with Specification C2.5.
 - (ii) A *fire compartment* must be separated from the remainder of the building by *fire walls* and notwithstanding Specification C1.1, floors with an FRL of not less than 60/60/60.
 - (iii) Except for walls provided in accordance with (b)(i) and (ii), non-loadbearing *internal walls*, and if a building is of Type C construction - all *internal walls*, between and bounding *sole-occupancy-units* and bounding a *public corridor* in a *resident use area* must:
 - (A) be lined on each side with standard grade plasterboard not less than 13 mm thick or a material with at least an equivalent level of fire protection; and
 - (B) if provided with cavity insulation, contain only *non-combustible* insulation; and
 - (C) extend to the underside of -
 - (aa) the floor next above; or
 - (bb) a ceiling lined with standard grade plasterboard not less than 13 mm thick or a material with at least an equivalent level of fire protection; or
 - (cc) a *non-combustible* roof covering; and
 - (D) not incorporate any penetrations above door head height unless the penetrations are adequately stopped to prevent the free passage of smoke; and

NSW C2.3(a)(ii)
inserted by Amdt
No. 4

NSW C2.5(b)
inserted by Amdt
No. 11

Amdt 11

- (E) be smoke sealed with intumescent putty or other suitable material at any construction joint, space or the like between the top of the wall and the floor, ceiling or roof.
- (iv) *Loadbearing internal walls* must comply with the requirements of Specification C1.1 and paragraphs (iii)(B), (C), (D) and (E) above.
- (v) The following ancillary use areas must be separated from the *sole-occupancy-units* by smoke proof walls complying with Specification C2.5:
 - (A) A kitchen and related food preparation areas having a combined floor area of more than 30 m².
 - (B) A laundry, where items of equipment are of the type that are potential fire sources (eg gas fire dryers).
 - (C) Storage rooms greater than 10 m² principally for the storage of administrative records.
- (vi) Openings in *fire walls* must be protected as follows:
 - (A) Doorways - *self-closing* or *automatic* closing -/60/30 fire doors.
 - (B) Windows - *automatic* or permanently fixed closed -/60/- fire windows or -/60/- *automatic* fire shutters.
 - (C) Other openings - construction having an FRL not less than -/60/-.

PART C3 PROTECTION OF OPENINGS

Delete C3.2(a) as follows:

NSW C3.2 Protection of openings in external walls

(a) (deleted);

Delete C3.11(d) and substitute NSW C3.11(d) as follows:

NSW C3.11 Bounding construction: Class 2, 3, 4 and 9 buildings

- (d) Protection for a doorway must be at least-
 - (i) in a building of Type A construction - a *self-closing* - /60/30 fire door; and

NSW C3.11(d)
amended by
Amdt No. 3

- (ii) in a building of Type B or C construction - a *self-closing*, tight fitting, solid core door not less than 35 mm thick,
- except
- (iii) in a Class 3 building used as a *residential aged care building* -
- (A) of Type A construction not protected by a sprinkler system - a - /60/30 fire door; or
- (B) either-
- (aa) of Type B or C construction; or
- (bb) protected with a sprinkler system complying with Specification E1.5,
- a tight fitting, solid core door not less than 35 mm thick.
- (iv) The doors referred to in (iii) must be-
- (A) *self-closing*; or
- (B) fitted with a free-arm action closing device which closes the door or causes the door to remain closed (without preventing manual re-opening), upon the detection of smoke by a detector located-

- (aa) in a building protected with a sprinkler system complying with Specification E1.5 - within the room; or
- (bb) in a building not protected by a sprinkler system - within the room, and adjacent to the door in any common area or corridor to which the door opens.

Insert NSW C3.11(h) as follows:

- (h) In a Class 9b building used as a *place of public entertainment*, openings in construction *required* to separate one space from another must be protected in accordance with C3.4.

NSW Specification C1.10 FIRE HAZARD PROPERTIES

Delete Clause 4(d) and insert new clause as follows:

4. Class 2, 3 and 9 buildings

Clause 4(d)
amended by
Amdt No. 3

- (d) in a Class 9b building used as a *place of public entertainment*, and-
 - (i) it is used to cover closed back upholstered seats in any part available to the public where-
 - (A) smoking is permitted; or
 - (B) flame is exposed in connection with the preparation of meals,
 have a *Spread-of-Flame Index* of not more than 6 and a *Smoke-Developed Index* of not more than 5;
 - (ii) it is used to form a cinematograph screen, have-
 - (A) a *Flammability Index* no greater than 12, a *Spread-of-Flame Index* of 0 and a *Smoke-Developed Index* of not more than 7; and
 - (B) such screen must also have a supporting frame of metal construction;
 - (iii) it is used as a curtain, blind or similar decor in any part available to the public, have a *Flammability Index* no greater than 6; and

- (iv) it is used as a cinematograph screen, curtain, blind or similar decor in any part available to the public, have a label affixed to a representative sample of each different material indicating, in legible characters-
 - (A) name of manufacturer;
 - (B) trade name and description of materials composition;
 - (C) retardant treatment (if any), name of applicator and date of application;
 - (D) AS 1530 Part 2 and/or AS/NZS 1530 Part 3 test number and its *Flammability*, *Spread-of-Flame* and *Smoke Developed Indices*; and
 - (E) approved methods of cleaning.

Clause 4(d)(iv)(D)
amended by
Amdt No. 6

Amdt 11

Delete Clause 6 and insert new clause as follows:

6. Fire-retardant coatings not acceptable

- (a) Fire-retardant coatings must not be used in order to make a material comply with a *required Flammability Index*, *Spread-of-Flame Index* or *Smoke-Developed Index*, except in respect to a material covered by clause 4(d).
- (b) In the case of a material covered by clause 4(d), any fire-retardant coating must be-
 - (i) certified by its manufacturer or distributor as approved for use with the fabric to achieve the *required indices*; and
 - (ii) certified by its manufacturer or distributor to retain its retardancy effect after a minimum of 5 commercial dry cleaning or laundering operations carried out in accordance with AS 2001.5.4-1987, Procedure 7A, using ECE reference detergent; and
 - (iii) certified by the applicator as having been carried out in accordance with the manufacturer's specification.

SECTION D ACCESS AND EGRESS

PART D1 PROVISION FOR ESCAPE

NSW D1.2
amended by
Amdt No. 11

Add D1.2(d)(vii) as follows:

NSW D1.2 Number of exits required

- (d) (vii) any *storey* or *mezzanine* within an *auditorium* in a *place of public entertainment*.

NSW D1.6
amended by
Amdt No. 11

Insert NSW D1.6(f)(vi), and (h) as follows:

NSW D1.6 Dimensions of exits

- (f) (vi) in a Class 9b building used as a *place of public entertainment*-
- (A) in parts of the building used by the public, the width of the *required exit* or path of travel, and the unobstructed width of each doorway must not be less than 1 m and not more than 3 m; and
 - (B) in other parts of the building, doorways must comply with D1.6(f).
- (h) in a Class 9b building used as a *place of public entertainment*-
- (i) the aggregate width must be not less than 2 m plus 500 mm for every 50 persons or part in excess of 200; and
 - (ii) D1.6(b), (c) and (d) do not apply; and
 - (iii) where one or more paths of travel merge, the width of the combined path of travel must be not less than the sum of the *required* widths of those paths of travel; and
 - (iv) the *required* widths of the paths of travel connecting the *exits* from the building to a public road or *open space* must comply with (iii).

Delete D1.10(f) and insert NSW D1.10(f) as follows:

NSW D1.10 Discharge from exits

- (f) In a Class 9b building used as a *place of public entertainment*, at least half of the *required* number of *exits* from each *storey* or *mezzanine*, and at least half of the aggregate width of such *exits* must discharge otherwise than through the main entrance, or the area immediately adjacent to the main entrance of the building.

Amdt 11

Vary Table D1.13 as follows:

NSW Table D1.13 AREA PER PERSON ACCORDING TO USE	
Type of use	m ² per person
Delete "Theatres and public halls" and insert the following:	
Places of public entertainment -	
other than <i>auditorium</i>	1.2
<i>Auditorium</i> -	
standing area	0.5
removable seating	1.0
fixed seating	count seats
bench seating	450 mm/person

PART D2 CONSTRUCTION OF EXITS

Delete D2.1 and insert NSW D2.1 as follows:

NSW D2.1 Application of Part

- (a) Except for D2.13 and D2.16 the *Deemed-to-Satisfy Provisions* of this Part do not apply to the internal parts of a *sole-occupancy unit* in a Class 2 or 3 building or Class 4 part.
- (b) In a Class 9b building used as a *place of public entertainment*-
 - (i) Clauses NSW D2.13(j), (k), and (l), NSW D2.15(b), NSW D2.16(f)(v), and NSW D2.19(e) apply to only those parts of the building used by the public; and
 - (ii) the general requirements of Part D2 apply to all other parts of the building.

NSW D2.1(b)(i)
amended by
Amdt No. 9

Insert NSW D2.13(j), (k) and (l) as follows:

NSW D2.13 Treads and risers

- (j) conspicuous edges to the treads of steps in a Class 9b building used as a *place of public entertainment*; and
- (k) in a Class 9b building used as a *place of public entertainment*, not more than one helical stairway serving as a *required exit* and that stairway must-
 - (i) have a width of not less than 1500 mm;

NSW D2.13
amended by
Amdt No. 4

- (ii) be of constant radius; and
- (iii) be constructed so that each tread, when measured 500 mm in from its narrow end, has a width of at least 280 mm; and
- (l) in a Class 9b building used as a *place of public entertainment*, in a curved stairway serving as a *required exit* - an internal radius of not less than twice the width of the stair.

Re-number D2.15(c) to (d) and insert NSW D2.15(c) as follows:

NSW D2.15 Thresholds

**NSW D2.15
amended by
Amdt No. 11**

- (c) in a Class 9b building used as a *place of public entertainment*, the door sill of a doorway opening to a road, *open space*, external stair landing or external balcony is not more than 50 mm above the finished floor level to which the doorway opens; or
- (d) in other cases-
 - (i) the doorway opens to a road or *open space*, external stair landing or external balcony; and
 - (ii) the door sill is not more than 190 mm above the finished surface of the ground, balcony, or the like, to which the doorway opens.

Amdt 11

Delete D2.16(f)(iv) and insert NSW D2.16(f)(iv) and (v) as follows:

NSW D2.16 Balustrades or other barriers

- (f) (iv) For a balustrade or other barrier provided under (e), the height above the floor must be not less than-
- (A) 1 m; or
 - (B) 700 mm and a horizontal projection that extends not less than 1 m outwards from the top of the balustrade; or
 - (C) in a Class 9b building used as a *place of public entertainment*, the height prescribed for guardrails in NSW H101.14.2 and NSW H102.9.
- (v) For a balustrade in a Class 9b building used as a *place of public entertainment*, the height above the nosings of the stair treads and the floors of ramps, and the floor of any access path, balcony, landing or the like, is not less than-
- (A) 1 m when provided inside the building; and
 - (B) 1200 mm when provided externally to the building.

NSW D2.16
amended by
Amdt No. 4

Insert NSW D2.19(b)(v) as follows:

NSW D2.19 Doorways and doors

- (b) (v) in a Class 9b building used as a *place of public entertainment*-
- (A) must not be fitted with a collapsible gate, accordion door, turnstile or rigid barrier; and
 - (B) if fitted with a door, must be-
 - (aa) a swing door which opens in the direction of egress; and
 - (bb) doors hung in two folds where the unobstructed width of the doorway is more than 1 m; and
 - (C) a doorway or opening within sight of the audience but not intended for egress must have a notice displayed clearly indicating its purpose and such a notice must not be internally illuminated; and
 - (D) notwithstanding (b)(iii), a sliding door may be fitted where-
 - (aa) it leads directly to a road *or open space* and forms a main entrance; and

NSW D2.19
amended by
Amdt No. 11

- (bb) it is capable of swinging in the direction of egress when pressure is applied to the inside face of the door; and
- (cc) the door is provided with signage that clearly indicates to persons seeking egress, the potential for swinging the door open in an emergency.

Add NSW D2.21(g) as follows:

NSW D2.21 Operation of latch

**NSW D2.21
amended by
Amdt No. 7**

- (g) it serves a Class 9b building used as a *place of public entertainment* where-
 - (i) the single device operating the latch or bolts on doors used by the public must be a panic bar if those doors are to be secured; or
 - (ii) an *exit* door or gate used by the public as the main entrance may be fitted only with key-operated fastenings, the tongues of which must be locked in the retracted position whenever the building is occupied by the public so the door or gate can yield to pressure from within.

Add NSW D2.101 as follows:

NSW D2.101 Doors in path of travel in a place of public entertainment

**NSW D2.101
amended by
Amdt No. 3**

In a Class 9b building used as a *place of public entertainment*, a doorway in a path of travel must comply with NSW D2.19(e).

SECTION E SERVICES AND EQUIPMENT

PART E2 SMOKE HAZARD MANAGEMENT

Delete Table E2.2b Class 9b Assembly buildings and substitute NSW Table E2.2b Class 9b buildings as follows:

NSW Table E2.2b
amended by
Amdt No. 4

Amdt 11

NSW Table E2.2b

CLASS 9b BUILDINGS

CLASS 9b - ASSEMBLY BUILDINGS

The following provisions apply to all Class 9b *assembly buildings*:

(a) Automatic shutdown:

A building or part of a building used as an *assembly building* must be provided with *automatic* shutdown of any air-handling system (other than non-ducted individual room units with a capacity not more than 1000 l/s and miscellaneous exhaust air systems installed in accordance with Sections 5 and 11 of AS/NZS 1668.1) which does not form part of the smoke hazard management system, on the activation of-

- (i) smoke detectors installed complying with Specification E2.2a; and
- (ii) any other installed fire detection and alarm system, including a sprinkler system complying with Specification E1.5.

(b) Basements:

A basement not counted in the *rise in storeys* in accordance with C1.2, less than 2000 m² used as an *assembly building* or part of an *assembly building* containing an *auditorium* or other public area, must be equipped with-

- (i) an *automatic* smoke detection system in accordance with Specification E2.2a; or
- (ii) an *automatic* zone smoke control system in accordance with AS/NZS 1668.1 if the basement has more than one *fire compartment*; or if the basement forms part of a multi *fire compartmented* building served by the zone smoke control system; or
- (iii) a sprinkler system complying with Specification E1.5.

(c) Stages and backstages:

A building or part of a building used as an *assembly building* which has a *stage* -

- (i) with a *floor area* of more than 50 m² and not more than 150 m² must, over the *stage*, be provided with -
 - (A) an *automatic* smoke exhaust system complying with Specification E2.2b (including Figure 2.1); or

<p>NSW Table E2.2b</p> <p>CLASS 9b BUILDINGS (Continued)</p>	
<p>(ii)</p> <p>(iii)</p>	<p>(B) roof mounted <i>automatic smoke-and-heat vents</i> complying with NSW H101.22, in a single <i>storey</i> building or the top <i>storey</i> of a multi <i>storey</i> building; or</p> <p>with a <i>floor area</i> of more than 150 m² must, over the <i>stage</i>, be provided with an <i>automatic</i> smoke exhaust system complying with Specification E2.2b (including Figure 2.1); or</p> <p>equipped with means of <i>flying scenery</i> must, over the <i>stage</i>, be provided with an <i>automatic</i> smoke exhaust system complying with Specification E2.2b (including Figure 2.1).</p>
<p>NIGHT CLUBS, DISCOTHEQUES, AND OTHER LICENSED PREMISES PROVIDING ENTERTAINMENT</p>	
<p>A building or part of a building being a night club, discotheque, or other licensed premises providing entertainment, must be provided with -</p> <p>(a) in an <i>auditorium</i> -</p> <p style="margin-left: 20px;">(i) an <i>automatic</i> smoke exhaust system complying with Specification E2.2b; or</p> <p style="margin-left: 20px;">(ii) roof mounted <i>automatic smoke-and-heat vents</i> complying with Specification E2.2c, in a single <i>storey</i> building or the top <i>storey</i> of a multi <i>storey</i> building; or</p> <p style="margin-left: 20px;">(iii) a sprinkler system complying with Specification E1.5 with fast response sprinkler heads; and</p> <p>(b) in all other areas -</p> <p style="margin-left: 20px;">(i) where a building or part of a building has a <i>floor area</i> not more than 2000 m² -</p> <p style="margin-left: 40px;">(A) one of the smoke hazard management measures listed under (a) above; or</p> <p style="margin-left: 40px;">(B) an <i>automatic</i> smoke detection and alarm system complying with Specification E2.2a; or</p> <p style="margin-left: 20px;">(ii) where a building or part of a building has a <i>floor area</i> of more than 2000 m², smoke hazard management measures as provided for under 'Other Assembly Buildings' in NSW Table E2.2(b).</p> <p>Note: Paragraph (a) applies only to an <i>auditorium</i> designed principally to accommodate an audience to an entertainment.</p>	
<p>EXHIBITION HALLS, MUSEUMS AND ART GALLERIES</p>	
<p>A building or part of a building used as an exhibition hall, museum, art gallery or the like, must be provided with -</p> <p>(a) where the <i>floor area</i> is more than 2000 m² and not more than 3500 m² -</p> <p style="margin-left: 20px;">(i) an <i>automatic</i> smoke exhaust system complying with Specification E2.2b; or</p>	

<p>NSW Table E2.2b</p> <p>CLASS 9b BUILDINGS (Continued)</p> <p>(ii) roof mounted <i>automatic smoke-and-heat vents</i> complying with Specification E2.2c in a single <i>storey</i> building or the top <i>storey</i> of a multi <i>storey</i> building; or</p> <p>(iii) a sprinkler system complying with Specification E1.5; and</p> <p>(b) where the <i>floor area</i> is more than 3500 m², a sprinkler system complying with Specification E1.5 and-</p> <p>(i) an <i>automatic</i> smoke exhaust system complying with Specification E2.2b; or</p> <p>(ii) roof mounted <i>automatic smoke-and-heat vents</i> complying with Specification E2.2c, in a single <i>storey</i> building or the top <i>storey</i> of a multi <i>storey</i> building.</p>
<p>OTHER ASSEMBLY BUILDINGS</p>
<p>(a) Unless otherwise described in (b), in a building or part of a building used as an <i>assembly building</i> not referred to elsewhere in this Table, where the <i>floor area</i> of a <i>fire compartment</i> is more than 2000 m², the <i>fire compartment</i> must be provided with -</p> <p>(i) an <i>automatic</i> smoke exhaust system complying with Specification E2.2b; or</p> <p>(ii) roof mounted <i>automatic smoke-and-heat vents</i> complying with Specification E2.2c, in a single <i>storey</i> building or the top <i>storey</i> of a multi <i>storey</i> building; or</p> <p>(iii) if the <i>floor area</i> of the <i>fire compartment</i> is not more than 5000 m² and the building has a <i>rise in storeys</i> of not more than 2-</p> <p style="margin-left: 20px;">(A) an <i>automatic</i> smoke detection and alarm system complying with Specification E2.2a; or</p> <p style="margin-left: 20px;">(B) a sprinkler system complying with Specification E1.5.</p> <p>(b) The following buildings are exempt from the provisions of (a):</p> <p>(i) Sporting complexes, (including sports halls, gymnasiums, <i>swimming pools</i>, ice and roller rinks, and the like) other than indoor sports stadiums with total spectator seating for more than 1000 persons.</p> <p>(ii) Churches and other places used solely for religious worship.</p> <p>(iii) <i>School</i> classrooms.</p>
<p>Note: Smoke hazard management provisions for an <i>assembly building</i> used for multiple purposes must comply with all the relevant provisions of NSW Table E2.2b according to usage.</p>

Amdt 11

NSW Spec E2.2a
amended by
Amdt No. 11

NSW Specification E2.2a SMOKE DETECTORS AND ALARM SYSTEMS

Delete Clause 7(e) as follows:

7. System Monitoring

(e) (deleted)

PART E4 EMERGENCY LIGHTING, EXIT SIGNS AND WARNING SYSTEMS

Delete E4.6 and insert NSW E4.6 as follows:

NSW E4.6 Direction signs

If an *exit* is not readily apparent to persons occupying or visiting the building, then *exit* signs must be installed-

- (a) in appropriate positions in corridors, hallways, lobbies, foyers, auditoria, and the like, indicating the direction to a *required exit*; and
- (b) in a Class 9b building used as a *place of public entertainment* - in any external egress path to a street where the *exit* does not open directly onto a street.

SECTION F HEALTH AND AMENITY
PART F2 SANITARY AND OTHER FACILITIES

Delete FF2.1(b) and replace with NSW FF2.1(b):

FUNCTIONAL STATEMENTS

NSW FF2.1

(b) (deleted)

Note.
 Paragraph (b) of this Functional Statement is deleted from the BCA in NSW, as the installation of hot water, warm water and cooling water systems (and their operation and maintenance) is regulated in the Public Health (Microbial Control) Regulation, 2000, under the Public Health Act, 1991.

Delete FP2.6 (and Application) and replace with NSW FP2.6:

PERFORMANCE REQUIREMENTS

NSW FP2.6

(deleted).

Note.
 This Performance Requirement is deleted from the BCA in NSW, as the installation of hot water, warm water and cooling water systems (and their operation and maintenance) is regulated in the Public Health (Microbial Control) Regulation, 2000, under the Public Health Act, 1991.

Delete F2.7:

NSW F2.7 Microbial (legionella) control

(deleted).

Note.
 This clause is deleted from the BCA in NSW, as the installation of hot water, warm water and cooling water systems (and their operation and maintenance) is regulated in the Public Health (Microbial Control) Regulation, 2000, under the Public Health Act, 1991.

NSW FF2.1 Note amended by Amdt No. 11

NSW FP2.6 Note amended by Amdt No. 11

NSW F2.7 Note amended by Amdt No. 11

Amdt 11

PART F4 LIGHT AND VENTILATION

Delete F4.5(b) and insert NSW F4.5(b) as follows:

NSW F4.5 Ventilation of rooms

- (b) a mechanical ventilation or air-conditioning system complying with AS 1668.2.

NSW F4.5
amended by
Amdt No. 11

Note.

The reference to AS/NZS 3666.1 is deleted from the BCA in NSW, as the need to comply with this standard is regulated in the Public Health (Microbial Control) Regulation, 2000, under the Public Health Act, 1991.

Amdt 11

SECTION G ANCILLARY PROVISIONS

Add NSW GF1.4 as follows

Functional Statement

- NSW GF1.4** A *swimming pool* must be provided with means to minimise the risk of entrapment or injury of young children using the pool.

NSW GF1.4
inserted by Amdt
No. 11

Add NSW GP1.5 as follows:

Performance Requirement

- NSW GP1.5** The water recirculation and filtration system in a *swimming pool* must incorporate safety measures to avoid entrapment of or injury to a young child.

NSW GP1.5
inserted by Amdt
No. 11

Delete G1.0(b) and insert NSW G1.0(b) as follows:

NSW G1.0 Deemed-to-Satisfy Provisions

- (b) *Performance Requirements* GP1.2 to GP1.5 are satisfied by complying with G1.1 and G1.2.

NSW G1.0
inserted by Amdt
No. 11

Add NSW G1.1(c) as follows:

NSW G1.1 Swimming pools

- (c) **Water recirculation and filtration system:** A *swimming pool* water recirculation and filtration system must comply with AS 1926.3.

NSW G1.1(c)
inserted by Amdt
No. 11

Add NSW G1.101 as follows:

NSW G1.101 Provision for cleaning of windows

- (a) A building must provide for a safe manner of cleaning any *windows* located 3 or more *storeys* above ground level.
- (b) A building satisfies (a) where-
 - (i) the *windows* can be cleaned wholly from within the building; or
 - (ii) provision is made for the cleaning of the *windows* by a method complying with the Construction Safety Act 1912 and regulations made under that Act.

SECTION H SPECIAL USE BUILDINGS

PART H1 THEATRES, STAGES AND PUBLIC HALLS

Delete H1.1 and insert NSW H1.1 as follows:

NSW H1.1 Application of Part

- (a) For a Class 9b building or part of a building that is not a *place of public entertainment*-
 - (i) The *Deemed-to-Satisfy Provisions* of Part H1 apply to every enclosed Class 9b building or part of a building which-
 - (A) is a *school* assembly, church or community hall with a *stage* and any *backstage* area with a total *floor area* of more than 300m²; or
 - (B) otherwise, has a *stage* and any *backstage* area with a total *floor area* of more than 200m²; or
 - (C) has a *stage* with an associated rigging loft.
 - (ii) Notwithstanding (a)(i)-
 - (A) H1.4 applies to every open or enclosed Class 9b building; and
 - (B) H1.7 applies to every enclosed Class 9b building.
- (b) For a Class 9b building that is a *place of public entertainment*, NSW Part H101, as follows, applies in replacement of Part H1:

NSW Part H1.1
inserted by Amdt
No. 9

Amdt 11

NSW Part H101
Note inserted by
Amdt No. 9

NSW PART H101 PLACES OF PUBLIC ENTERTAINMENT OTHER THAN TEMPORARY STRUCTURES AND DRIVE-IN THEATRES

Note.

NSW Part H101 contains Deemed-to-Satisfy Provisions additional to those contained in Sections C, D, E, F and G for buildings containing or used as places of public entertainment other than temporary structures and drive-in theatres.

Amdt 11

NSW H101.1 Application of Part

- (a) This Part applies to every building used for *public entertainment* and for public meetings as described in the Local Government Act 1993.
- (b) A reference to a theatre, stage or public hall in the BCA is a reference to a *place of public entertainment* as defined in NSW A1.1.

NSW H101.2 Fire separation

If a *place of public entertainment* forms part only of a building, then-

- (a) the whole of the *place of public entertainment*; or
- (b) the part containing the *stage, backstage area and auditorium*,

must be separated from the other parts of the building by construction having an FRL of not less than 60/60/60.

NSW H101.3 Foyer space

Where a *place of public entertainment* is used principally for the purpose of-

- (a) exhibiting *films*; or
- (b) conducting live *stage* productions,

foyer space (excluding stairways and concession areas) must be provided on the basis of at least 0.25 m² for each person that the *auditorium* accommodates.

NSW H101.4 Sprinkler systems for common foyers

If any foyer in a *place of public entertainment*-

- (a) serves more than 2 *auditoriums*; and
- (b) is not separated from any other foyer by construction having an FRL of not less than 60/60/60, a sprinkler system complying with Specification E1.5 must be installed throughout the *storey* containing the foyer and throughout each *storey* in the building below that *storey*.

NSW H101.5 Conventional stages

This clause applies to a conventional *stage*, that is, a *stage* which is separated from the *auditorium* by a proscenium wall incorporating a proscenium opening.

NSW H101.5.1 Extent of stage area

If a room or area is not separated from the remainder of a conventional *stage* by construction having an FRL of not less than 60/60/60, the room or area is, for the purposes of this Part, to be taken to form part of the *stage*.

NSW H101.5.2 Small stages

A *stage* which is more than 50 m² but not more than 150 m² in area must have 2 or more means of egress from the *stage* and *backstage* area provided otherwise than through the proscenium wall.

NSW H101.5.3 Large stages

A *stage* which is more than 150 m² in area-

- (a) must have installed directly above the *stage* a suitable sprinkler system complying with Specification E1.5; and
- (b) must have the proscenium opening protected by a safety curtain that complies with NSW H101.10; and
- (c) must have a line of open drenchers or open sprinklers provided above the proscenium opening on the *stage* side and in such a position as to be able to discharge over the inside face of the safety curtain; and
- (d) must have 2 or more means of egress from the *stage* and *backstage* area provided otherwise than through the proscenium wall.

NSW H101.5.4 Fire separation of stages

A *stage* which is more than 50 m² in area, and all areas below such a *stage*, must (with the exception of the proscenium opening) be separated from the *backstage* and the remainder of the building by construction having an FRL of not less than 60/60/60.

NSW H101.6 Non-conventional stages

This clause applies to a *stage* that is not a conventional *stage* within the meaning of NSW H101.5.

NSW H101.6.1 Small stages

A *stage* which is more than 50 m² but not more than 150 m² in area must have at least 2 means of egress from the *backstage* area.

NSW H101.6.2 Large stages

A *stage* which is more than 150 m² in area must have at least 2 means of egress from the *backstage* area.

NSW H101.7 Flying scenery

Where there is a *grid* or other means of *flying scenery* over-

- (a) a conventional *stage* or non-conventional *stage*-
 - (i) the *stage* must be provided with a sprinkler system complying with Specification E1.5; and
 - (ii) a fly gallery, bridge *grid*, rigging loft, tie gallery or electric light perch must-
 - (A) comply with AS 1657; and
 - (B) be of *non-combustible* construction;
 - (iii) a fly gallery must be provided with at least 2 means of egress, one on each side of the *stage*;
 - (iv) a *grid* or rigging loft must be provided with at least 2 means of egress;
 - (v) if exposed steel is used in the construction of a roof, fly or tie gallery, the roof, fly or tie gallery must be so designed that, in the event of its structural failure due to fire, the wall structure of the building will not be affected.
 - (vi) structural steel supporting the *stage* tower must be enclosed by masonry or concrete and have an FRL of not less than 120/120/120; and
- (b) in the case of a conventional *stage*, the following additional requirements apply:
 - (i) The proscenium wall must-
 - (A) have an FRL of not less than 120/120/120; and
 - (B) have the proscenium opening protected by a rigid safety curtain in accordance with NSW H101.10.1;

- (ii) the walls forming the *stage* area, and the area beneath the *stage*, must be constructed of masonry or concrete and have an FRL of not less than 120/120/120.

NSW H101.8 Load notice

A notice indicating the actual distributed and concentrated load for which the *stage* floor has been designed must be conspicuously and permanently displayed in a position adjacent to the *stage* floor.

This notice must be in legible letters and figures-

- (a) at least 50 mm high; and
- (b) on a contrasting background.

NSW H101.9 * * * * *

This clause has been deliberately left blank.

NSW H101.9
deleted by
Amdt No. 3

Amdt 11

NSW H101.10 Safety curtains

A safety curtain *required* by NSW H101.5.3 must-

- (a) be made of *non-combustible* material; and
- (b) be so fitted that, when it is closed, it forms an efficient smoke seal between the *stage* and the *auditorium*; and
- (c) be capable of withstanding a pressure differential of 0.5 kPa over its entire surface area; and
- (d) be run on steel guides located on each side of the proscenium opening; and
- (e) remain engaged in its guides if the guides, together with their fittings and attachments and that part of the curtain engaged in the guides, are subjected to a pressure differential of 1 kPa; and
- (f) be of sufficiently robust construction to withstand damage by scenery, *stage* properties and falling debris; and
- (g) be capable of closing the proscenium opening within 30 seconds, either by gravity slide or by motor assisted mechanisms; and

- (h) have manual controls, located on each side of the *stage*, for the closing of the curtains; and
- (i) have a notice displayed adjacent to the operating controls, in clear and legible letters and symbols of adequate size, indicating its use and operation; and
- (j) when operated, actuate a distinctive warning alarm audible to persons on the *stage* and must not be reliant for its operation solely on the primary electricity supply; and
- (k) have the words "Safety Curtain" exhibited on the curtain in clear and legible letters of adequate size to enable them to be read from all parts of the *auditorium*.

NSW H101.10.1 Safety curtains - Additional requirements

A rigid safety curtain *required* by NSW H101.7 must comply with the requirements of NSW H101.10 and it must-

NSW H101.10.1(b)
amended by
Amdt No. 6

- (a) be vertically hung from steel cables;
- (b) be framed with structural steel that complies with AS 4100;
- (c) be sheeted and finished on both faces with sheet steel or other *non-combustible* material of such gauge, and so fastened to its frame, as to ensure that its frame is capable of withstanding distortion arising from heat; and
- (d) when closed, overlap the proscenium opening by not less than 300 mm at each side and by not less than 600 mm at the top.

NSW H101.11 Seating in rows

This clause does not apply to *continental seating* or seating at tables.

NSW H101.11.1 Number of seats

Subject to NSW H101.11.5, where seating is arranged in *rows*, the maximum of seats in each *row* must not exceed-

- (a) 8 where there is an *aisle* at one end only of the *row*; or
- (b) 16 where there are *aisles* on both ends of the *row*.

NSW H101.11.2 Chairs used for seating

Chairs used for seating must-

- (a) where they have arms, be at least 500 mm from centre to centre; and

- (b) where they do not have arms, be at least 450 mm from centre to centre; and
- (c) have a *minimum lateral clearance* of at least 300 mm between-
 - (i) the front of each chair and the back of the chair in front; or
 - (ii) if a guardrail is provided in front of the chairs, between the front of each chair and the guardrail; and
- (d) have a distance of at least 950 mm between the back of each chair and the back of the chair in front.

NSW H101.11.3 Chairs in auditoriums - Level floors

Chairs in an *auditorium* that has a level floor must be-

- (a) securely fastened to the floor; or
- (b) secured together in groups of not less than 4 and not more than 16.

NSW H101.11.4 Chairs in auditoriums - Sloping floors

Chairs in an *auditorium* having a sloping floor, or having stepped or inclined platforms, must be securely fastened to the floor or platform.

NSW H101.11.5 Radiating aisles in seating areas

Where seating is securely fastened to the floor and arranged in *rows* of concentric circles, semi-circles or segments of circles, with radiating *aisles*-

- (a) the number of seats in each row between 2 *aisles* must not exceed 24; and
- (b) each seat must-
 - (i) have a *minimum lateral clearance* of at least 325 mm between the front of the seat and the back of the seat in front; and
 - (ii) have a distance of at least 975 mm between the back of the seat and the back of the seat in front; and
- (c) the *rows* may be curved or straight.

NSW H101.11.6 Aisles and cross-overs

Where *aisles* and *cross-overs* are provided-

- (a) each *aisle* must have a width of at least 1000 mm and each *cross-over* must have a width of at least 1500 mm; and
- (b) the floor of each *aisle* must not have a grade of more than 1 in 8 at any part; and
- (c) if there is a step from a *row* to an *aisle* or from a landing to an *aisle*, the step must not project into the *aisle*.

NSW H101.11.7 Platforms and steps

Where an *aisle* contains platforms or steps-

- (a) the platforms and steps must extend for the full width of the *aisle*; and
- (b) if there are no intervening steps between levels of platforms, the height of the platform riser must not be more than 200 mm; and
- (c) if there are one or more intervening steps between levels of platforms-
 - (i) each riser must be at least 100 mm but not more than 200 mm high; and
 - (ii) each going must be at least 250 mm deep; and
 - (iii) risers and goings must be uniform; and
- (d) goings which are more than 450 mm deep at platform level must not have a grade of more than 1 in 50; and
- (e) at the entrance from the *aisle* to each *row* there must be a clear level floor space, extending the full width of the *aisle*, of at least 300 mm, measured from the back of the *row* in front; and
- (f) any going projecting in front of a seat adjacent to an *aisle* must be protected by a guardrail.

NSW H101.11.8 Stepped platforms

Where stepped platforms without chairs or stepped platforms with bench seats, are used for seating-

- (a) each platform must be at least 700 mm deep; and
- (b) each seating space must be at least 450 mm wide, measured along the front of the platform or bench seat; and
- (c) each seating space must be numbered consecutively; and

- (d) at the entrance from the *aisle* to each *row* there must be a clear level floor space, extending the full width of the *aisle*, of at least 300 mm, measured from the back of the *row* in front; and
- (e) any going projecting in front of a seat adjacent to an *aisle* must be protected by a guardrail; and
- (f) in the case of stepped platforms with bench seats, there must be at least 300 mm between the back of each seat and the front of the platform behind, or the front of the bench seat behind, whichever is the closer.

NSW H101.12 Continental seating

This Clause applies to *continental seating*.

NSW H101.12.1 Seating to be fastened

Seating must be securely fastened to the floor.

NSW H101.12.2 Maximum seats per row

The number of seats in a *row* must not exceed 120.

NSW H101.12.3 Depths of seating rows

The depth of each *row* of seating (that is, the distance between the back of the *row* in front or, if there is a guardrail in front, between the back of the *row* and the guardrail) must, in respect of a *row* containing a number of seats specified in Column 1 of Table H101.12 be not less than the distance specified in Column 2 of that Table in respect of that number of seats.

NSW H101.12.4 Clearance between rows

The *minimum lateral clearance* between each *row* of seating must, in respect of a *row* containing a number of seats specified in Column 1 of Table H101.12 be not less than the clearance specified in Column 3 of that Table in respect of that number of seats.

NSW H101.12.5 Chairs used for seating

Chairs used for seating must comply with NSW H101.11.2(a) and (b).

NSW H101.12.6 Egress Doorways

Egress doorways through the walls of the *auditorium*-

- (a) must have an aggregate width of at least twice the sum of the clearances specified in Column 3 of Table H101.12 for each *row* of the *auditorium* to be served by those doorways; and
- (b) must be provided at each end of every fifth *row*, excluding the first 2 *rows* and the last 2 *rows* in the *auditorium* if those *rows* each contain no more than 16 seats; and
- (c) must lead-
 - (i) directly to a road or *open space*; or
 - (ii) into a foyer or other area giving access to a road or *open space*; and
- (d) must be provided with *exit* signs if the egress doorways are not sufficiently conspicuous.

NSW H101.12.7 Clear Areas

A clear area-

- (a) must be provided from each end of each *row* to an egress doorway in the wall of the *auditorium*; and
- (b) must have a width of at least-
 - (i) the sum of the clearances specified in Column 3 of Table H101.12 for each such *row*; or
 - (ii) 500 mm, whichever is the greater; and
- (c) if it contains platforms or steps, must comply with NSW H101.11.7(a), (b), (c), (d) and (f).

NSW H101.12.8 Minimum clear space

At the entrance from a *row* to a clear area, there must be a clear level floor space having a width of at least the clearance specified for the *row* in Column 3 of Table H101.12.

NSW H101.12.9 Doors

A door fitted to the egress doorway in the wall of an *auditorium* must comply with NSW D2.15 and NSW D2.19.

Column 1 Number of seats in Rows	Column 2 Depth of Rows (mm)	Column 3 Clearance between Rows (mm)
Not exceeding 16	950	300
17 - 30	975	325
31 - 45	1000	350
46 - 60	1025	375
61 - 75	1050	400
76 - 90	1075	425
91 - 105	1100	450
106 - 120	1125	475

NSW H101.13 Provision of guardrails

NSW H101.13.1 Location

Guardrails must be provided-

- (a) along the fascia of each balcony or box;
- (b) if there is a stepped floor, along the front edge of each *cross-over*; and
- (c) where NSW H101.13.2 and NSW H101.13.3 apply.

NSW H101.13.2 Fixed back seats

If seats with fixed backs are provided, guardrails that extend for the full width of the seating, must be provided at least 500 mm above the platform unless-

- (a) fixed seat backs of the next lower level project at least 500 mm above the level of the stepped platform; and
- (b) there is only one riser between the platform and the next lower *cross-over*.

NSW H101.13.3 Steps between platforms

If-

- (a) there is more than one intervening step in an *aisle* between levels of platforms, a guardrail must be provided (at a vertical height of at least 660 mm measured above the

- nosing of each tread and of the upper platform) to the sides of the *aisle* adjacent to those steps; and
- (b) there is more than one intervening step in an *aisle* between levels of platforms, and that *aisle* is along a wall, a continuous guardrail must be affixed to that wall at a height of at least 865 mm above the nosing of each tread; and
 - (c) the end of a platform or the back of the highest platform does not abut a wall that extends at least 660 mm above the floor level of the platform, a guard rail not less than 660 mm high must be provided-
 - (i) at the ends of the platform, extending from the front of the first riser to the back of the highest platform; and
 - (ii) at the back of the highest platform, extending the full width of the platform; and
 - (d) there is an inclined floor, the raised section of which is not bounded by walls at least 660 mm high, a guard rail must be provided that extends around the perimeter of the raised section at a height of at least 660 mm above the inclined floor level; and
 - (e) seating at tables is provided on a stepped platform, a guardrail at least 500 mm high must be provided along the front edge of the platform.

NSW H101.14 Guardrails

This clause applies to seating areas.

NSW H101.14.1 Continental seating

Where a guardrail is provided in front of a *row* of chairs-

- (a) the distance between the back of each chair in that *row*, and the guardrail must be not less than the distance specified in Column 2 of Table H101.12 for the number of chairs in that *row*;
- (b) the *minimum lateral clearance* between the front of each chair in that *row* and the guardrail must be not less than the clearance specified in Column 3 of Table H101.12 for the number of chairs in that *row*.

NSW H101.14.2 Balconies and boxes

A guardrail provided along the fascia of a balcony or box-

- (a) if it is located at the foot of a stepped *aisle*, must have its top surface at least 900 mm above the floor of the balcony or box; and
- (b) if it is not located at the foot of a stepped *aisle*, must have its top surface at least 750 mm above the floor; and
- (c) if it has a ledge more than 70 mm wide, must have the top surface of the ledge sloping downwards towards the floor of the balcony or box at an angle of at least 30 degrees from the horizontal; and
- (d) must have an unperforated kerb or toe guard extending for at least 300 mm above the floor.

NSW H101.14.3 Cross-overs

A guardrail provided along the front edge of a *cross-over* on a stepped floor-

- (a) must be at least 750 mm high; and
- (b) must extend for the full distance between *aisles*, or between a wall and an *aisle*, or for such other distance as considered necessary.

NSW H101.15 Dressing rooms

A dressing room or 2 or more adjoining dressing rooms, having a total *floor area* of more than 50 m², must-

- (a) be separated from other parts of the building by construction having an FRL of not less than 60/60/60;
- (b) have at least 2 means of egress as remote from each other as possible, one of which must discharge-
 - (i) directly to a road or *open space*; or
 - (ii) through a fire-isolated *exit* to a road or *open space*.

NSW H101.16 Storerooms

A storeroom must be separated from other parts of the building by construction having an FRL of not less than 60/60/60.

NSW H101.17 Projection suites

This clause applies to *projection suites*.

NSW H101.17.1 Rooms to be provided

A *projection suite*, in compliance with the staffing requirements of Schedule 2 of the Local Government (Approvals) Regulation 1993 must contain either-

- (a) a projection room and sanitary accommodation comprising at least 1 closet pan and 1 washbasin, where the *projection suite* is continually staffed; or
- (b) a projection room fitted with the following equipment-
 - (i) an *automatic* fire suppression system in accordance with SSL Appraisal Specification FAS 102 or a sprinkler system complying with AS 2118; and
 - (ii) a smoke detection system which will-
 - (A) comply with AS 1670.1 except for the provisions of-
 - (aa) Clause 4.3(f) - location where protection not *required*; and
 - (bb) Clause 9.4(d) - logbook; and
 - (B) be connected to a fire station or other approved monitoring service where arrangements are in place to initiate *fire brigade* response; and
 - (C) close down all shutters fitted to projection or observation ports; and
 - (D) activate sufficient general lighting to provide a minimum of 40 lux measured at floor level in any *auditorium* affected; and
 - (E) operate a public address system to automatically announce a suitable message from the management of the premises; and
 - (F) activate an audible alarm to immediately indicate to management the presence of smoke in the projection room.

**NSW
H101.17.1(b)(ii)
amended by
Amdt No. 9**

Amdt 11

NSW H101.17.2 Fire separation

A *projection suite* must be separated from all other internal parts of the building in which it is located by construction having an FRL of not less than 60/60/60.

NSW H101.17.3 Concession for protection of some openings

If a projection or observation port is not more than 0.1 m² in area-

- (a) a metal shutter not less than 1.5 mm thick may be fitted thereto instead of the protection *required* under NSW C3.11; and
- (b) any metal shutter or protection system provided must be equipped with a device to permit the closing of the shutter or protection system from easily accessible operating positions adjacent to each egress doorway from the projection room.

NSW H101.18 Basement storeys

Where a *place of public entertainment* includes not more than 2 basement storeys-

- (a) all *required exits* from the basement must be enclosed in *non-combustible* construction, with the exception of the main entry or *exit*; and
- (b) any *auditorium* and other public areas in the basement must be equipped with an air-handling system that complies with AS 1668.2.

NSW H101.18.1 Basement storeys - More than two

If the *place of public entertainment* includes more than 2 basement storeys-

- (a) the construction must be of at least Type B; and
- (b) all *required exits* from the basement must be enclosed in a *fire-resisting shaft* having an FRL as *required* by the relevant Type of construction; and
- (c) the building must be equipped with a sprinkler system complying with Specification E1.5.

NSW H101.18.1(b)
amended by
Amdt No. 9

NSW H101.19 Electric mains installation**NSW H101.19.1 Main switchboard**

The switchboard containing the main isolation switch must-

- (a) be located in a position that is readily accessible to authorised persons, and to the Fire Brigade in the case of an emergency; and
- (b) be enclosed by construction having an FRL not less than 60/60/60.

NSW H101.19.2 Circuit protection

Protection of a final sub-circuit originating at a switchboard or distribution board must be by means of circuit breakers.

NSW H101.19.3 Separate sub-mains

Where a *place of public entertainment* has its mains supply in common with that of another building or where it is a part of a building-

- (a) the *place of public entertainment* must be served by a separate and independent sub-main from the main switchboard; and
- (b) each such sub-main, the consumer's main and the supply authority's conductors within the building must be protected against fire by means of-
 - (i) mineral-insulated metal-sheathed cables or other cables that provide at least 2 hours' fire protection; or
 - (ii) heavy-duty PVC conduit or metallic pipe, concrete encased in walls or slabs with a minimum of 50 mm cover; or
 - (iii) heavy-duty PVC conduit or metallic pipe, buried at least 500 mm below ground level, for underground cabling.

NSW H101.20 Lighting**NSW H101.20.1 Lighting switches**

- (a) Any switch controlling the lighting system must not be accessible.
- (b) Where, during normal use, general lighting may be dimmed or switched off, an override switch to switch on all the general lighting instantaneously must be installed in the *auditorium* in a position accessible to management.

NSW H101.20.2 Lighting levels

Where the lamps utilised in the general lighting are of a type that will not relight immediately after the restoration of the primary electricity supply to those lamps-

- (a) a time delay or other suitable means must be provided to maintain the emergency lighting for a period not less than that necessary to allow the general lighting lamps to restrike; or
- (b) lamps of a type that will provide immediate lighting must be installed and-
 - (i) arranged in such a manner as to ensure visual conditions not inferior to those *required* to be provided by the emergency lighting; and
 - (ii) capable of being switched in common with the general lighting and of being controlled also by the override switch *required* by NSW H101.20.1(b).

NSW H101.20.3 Provision of aisle lighting

Where general lighting is to be either dimmed or extinguished when the public is in attendance and where the floor is stepped or at an inclination greater than 1 in 12, *aisle* lights must be provided to illuminate the length of each *aisle* and the tread of each step therein.

NSW H101.20.4 Aisle lighting power supply

Where an *aisle* light is installed in a seat frame, it must be supplied at a voltage of not more than 32 volts AC or 115 volts DC.

NSW H101.20.5 Aisle lighting alternative power supply

Aisle lighting must be provided with an alternative electricity supply that-

- (a) is capable of being *automatically* energised in the event of failure of the primary lighting electricity supply; and
- (b) complies with the provisions applying to emergency lighting.

NSW H101.21 * * * * *

This clause has deliberately been left blank.

NSW H101.22 Automatic smoke-and-heat vents for stages

An automatic *smoke-and-heat vent* system *required* by NSW Table E2.2b "*Stages and backstage*" must-

- (a) be capable of *automatic* operation by the inclusion of a heat sensing device designed to activate the system at a temperature of not more than 71°C; and
- (b) be capable of being released manually from positions at each side of the *stage* and of being fully activated from either position; and
- (c) have a notice, prominently displayed at each position referred to in (b), clearly indicating the method of activation; and
- (d) have an openable area of not less than 1/10 of the total area of the *stage*.

NSW H101.23 Solid fuel burning stoves and open fire places.

Solid fuel burning stoves and open fire places must not be installed in premises designed for the purpose of-

- (a) exhibiting *films*; or
- (b) conducting live theatre productions.

NSW H101.24 Fuel gas cylinders**NSW H101.24.1 General**

Fuel gas cylinders must-

- (a) be housed in an enclosure that is located outside the building; and
- (b) comply with Clause B3.2 of the Australian LP Gas Installation Code.

NSW H101.24.2 Fuel gas cylinder enclosures

An enclosure referred to in NSW H101.24.1-

- (a) must be located not less than 3 m from any *window*, door, vent or other opening; and
- (b) if located 3 m or more from a building must -
 - (i) have a concrete base; and
 - (ii) be constructed from heavy-gauge chain-wire mesh or other suitable material; and
 - (iii) be at least 1.8 m high; and
 - (iv) be so designed as to securely contain the fuel gas cylinders in a single line; and
 - (v) must be so designed as to allow cross ventilation; and
- (c) if located less than 3 m from a building must-
 - (i) have a concrete base; and
 - (ii) have 3 sides constructed from concrete or masonry; and
 - (iii) have a concrete roof; and
 - (iv) be so designed as to securely contain the fuel gas cylinders in a single line; and
 - (v) have a hinged, heavy-gauge chain-wire door capable of being secured against unauthorised entry; and
 - (vi) have its roof at least 600 mm above the uppermost fitting on any fuel gas cylinder housed therein.

NSW PART H102 TEMPORARY STRUCTURES**NSW H102.1 Application of Part**

This Part applies to *temporary structures* used as *places of public entertainment* as described in the Local Government Act 1993.

NSW H102.2 Exits - Exclusions

In this clause, a reference to an entrance or *exit* does not include a reference to an entrance or *exit* provided for persons or animals performing in a *temporary structure*.

NSW H102.3 Location of exits

Exits must be so provided and arranged as to afford a ready means of egress from all parts of a *temporary structure*.

NSW H102.4 Exits to be provided

Without limiting the generality of NSW H102.3-

- (a) the number of *exits* to be provided for a *temporary structure* designed to accommodate a number of persons specified in Column 1 of Table H102.4 must be not less than the number of *exits* specified in Column 2 of that Table in respect of that number of persons; and
- (b) the aggregate width of the *exits* to a *temporary structure* designed to accommodate a number of persons specified in Column 1 of Table H102.4 must not be less than the width specified in Column 3 of that Table in respect of that number of persons.

NSW H102.5 Vertical clearances for exits

Every part of an entrance or *exit* must provide a minimum unobstructed height of 2000 mm and, where the entrance or *exit* is beneath a stepped seating platform, infilled risers or other approved overhead protection must be provided above the entrance or *exit*.

NSW H102.6 Curtains across exits

A flap or curtain used to cover an *exit* must be so designed that, when it is secured, it will not obstruct or impede egress.

NSW H102.7 Curtains and blinds

Curtains and blinds for use in a *temporary structure* must comply with Clause 4 of NSW Specification C1.10.

NSW table H102.4
amended by
Amdt No. 3

Table H102.4

NUMBER OF EXITS AND WIDTHS

Column 1	Column 2	Column 3
Accommodation provided	Number of <i>exits required</i>	Aggregate width of <i>exits</i>
1-25 persons	*1-2	1 000
26-50 persons	2	1 500
51-75 persons	2	2 000
76-100 persons	2	2 500
100-200 persons	2	3 000
201-400 persons	3	4 500
401-600 persons	4	6 000
601-800 persons	5	7 500
801-1000 persons	5	9 000
over 1000 persons	5 plus one additional <i>exit</i> for each additional 450 persons or part thereof.	9 000 plus 500 mm for each additional 50 persons or part thereof.
* Note:	(a)	Where only one <i>exit</i> is provided that <i>exit</i> must be at least 1000 mm wide.
	(b)	Where 2 <i>exits</i> are provided each must be at least 500 mm wide.

NSW H102.8 Fabrics

Fabric that is used in the construction of a *temporary structure* must have-

- (a) a *Flammability Index* of not more than 6 where used-
 - (i) within a height of 4 m of the base of the *temporary structure*; or
 - (ii) in an air-supported *temporary structure* without other supporting framework; and
- (b) a *Flammability Index* of not more than 25 in every other case.

Amdt 11

NSW H102.9 Guardrails

A rigid guardrail must-

- (a) be provided at each end of a stepped or inclined platform, at least 750 mm high above the floor of the platform, and must extend-
 - (i) in the case of a stepped platform, from the front of the first riser; and
 - (ii) in the case of an inclined platform, from the front of the first *row* of seating,
 to the back of the highest platform and along the rear of that platform for its full width; and
- (b) not obstruct any *aisle*, *cross-over* or *exit*.

NSW H102.10 Seating

Seating must be provided in accordance with NSW H101.11.1, NSW H101.11.2, NSW H101.11.3(b), NSW H101.11.5(a), (c), NSW H101.11.6(a) and NSW H101.11.8(a), (b), (c) and (d).

NSW H102.11 Sanitary accommodation

Suitable sanitary accommodation must be provided at a location convenient to the *temporary structure*.

NSW H102.12 Projection suites

Any *projection suite* must comply with NSW H101.17.2 and NSW H101.17.3.

NSW H102.13 Fireplaces and heating

No fireplace or other form of heating equipment may be installed in a *temporary structure*, without the consent of the approval authority.

NSW H102.14 Electrical services

Electrical services connected to the local supply authority's mains, to a generating plant or to a battery supply must comply with-

- (a) the requirements of the local supply authority; and
- (b) AS 3002; and
- (c) where applicable, AS/NZS 3000; and
- (d) NSW H101.19.1(a) and NSW H101.19.3(a).

NSW H102.14
amended by
Amdt No. 10

NSW H102.15 Artificial lighting

Artificial lighting must be provided, and must comply with NSW H101.20.1 and NSW H101.20.2.

NSW H102.15.1 Emergency lighting levels

Emergency lighting must be provided to the areas provided with artificial lighting under NSW H102.15 and must include a sufficient number of lamps to give a minimum illumination of 0.2 lux at floor level.

NSW H102.15.2 Emergency lighting power supply

Where emergency lighting is provided, the capacity of the battery and charging system must be sufficient to provide the illumination *required* by NSW H102.15.1 for-

- (a) half an hour, in respect of a *temporary structure* designed to accommodate not more than 1000 persons; and
- (b) 1 hour, in respect of a *temporary structure* designed to accommodate more than 1000 persons.

NSW H102.16 Exit signs

Exit signs must be provided above all *exits* and in such other locations as may be *required* by NSW E4.6 and must comply with E4.5 and E4.8.

NSW H102.17 Fire-fighting services

- (a) Fire-fighting services and appliances must be so provided as to afford adequate protection and must be so located as the approving authority, on the advice of the Director-General of New South Wales Fire Brigades, may require.
- (b) Where *required* by the approving authority, the fire-fighting services and appliances must comply with Part E1.

NSW PART H103 DRIVE-IN THEATRES

NSW H103.1 Application of Part

This Part applies to drive-in theatres.

NSW H103.2 Speaker standards

Speaker standards must-

- (a) be placed at a minimum of 5.5 m centres in a line along each parking ramp; and
- (b) be capable of being illuminated throughout any performance so as to be easily distinguishable at all times.

NSW H103.2.1 Lines of speaker standards

Lines of speaker standards along parking ramps must be placed at a distance of not less than 12.2 m apart.

NSW H103.3 Electrical services

The following electrical services must be installed underground-

- (a) the supply authority's conductors within the site and the consumer's mains, unless otherwise approved;
- (b) electrical wiring external to any building on the site; and
- (c) all wiring to the speaker standards.

NSW H103.4 Vehicular entrances

Each public vehicular entrance to or exit from the drive-in theatre must be capable of being fully illuminated by flood lights that are so placed and so focussed as not to interfere with the vision of the driver of any motor vehicle.

NSW H103.5 Lighting

- (a) Driveways- Entrance and exit driveways, and the perimeter of the holding area, must be capable of being continuously illuminated by lamps capable of producing a minimum illumination of 0.5 lux at ground level.
- (b) Ramp areas- The whole of the ramp area of a drive-in theatre must be capable of being floodlit by means of area flood lights to an illumination of at least 10 lux.

SECTION I MAINTENANCE

PART I1 EQUIPMENT AND SAFETY INSTALLATIONS

Delete I1.1 and insert NSW I1.1 as follows:

NSW I1.1 Essential fire safety measures

Essential fire or other safety measures must be maintained and certified on an ongoing basis, in accordance with the provisions of the Environmental Planning and Assessment Regulation, 2000.

Delete I1.2:

NSW I1.2 Mechanical ventilation and hot water, warm water and cooling water systems

(deleted).

Note.

This clause is deleted from the BCA in NSW, as the maintenance of mechanical ventilation and hot water, warm water and cooling water systems, for the purposes of public health, is regulated in the Public Health (Microbial Control) Regulation, 2000, under the Public Health Act, 1991.

NSW I1.1
amended by
Amdt No. 11

NSW I1.2
amended by
Amdt No. 10

NSW I1.2 Note
amended by
Amdt No. 11

Amdt 11

APPENDIX

Amdt 11

NORTHERN TERRITORY

INTRODUCTION

This Appendix contains variations and additions to the Building Code of Australia (BCA) provisions which are considered necessary for the effective application of the Code in the Northern Territory.

NORTHERN TERRITORY - BCA APPENDIX

CONTENTS

This Appendix contains the BCA provisions that have been varied and additional provisions for application in the Northern Territory as follows:

A - GENERAL PROVISIONS

NT Specification A1.3
Standards Adopted by Reference

B - STRUCTURE

NT B1.2 Determination of individual actions
NT B1.3 Determination of structural resistance of materials and forms of construction
NT Specification B1.2
Design of Buildings in Cyclonic Areas

E - SERVICES AND EQUIPMENT

NT E1.5 Sprinklers

H - SPECIAL USE BUILDINGS

NT Part H101 FOOD PREMISES
NT H101.1 Application of Part
NT H101.2 Floors, walls and ceilings
NT H101.3 Pests and contaminants
NT H101.4 Washbasins
NT H101.5 Sinks
NT H101.6 Installation of equipment and fittings
NT H101.7 Drains
NT H101.8 Concealment of pipes
NT H101.9 Storage of materials and equipment
NT H101.10 Separation of work place
NT H101.11 Offensive material and trade waste
NT H101.12 Mechanical ventilation of kitchens

NT Part H102 PREMISES TO BE USED FOR ACTIVITIES INVOLVING SKIN PENETRATION

NT 102.1 Application of Part

NT H102.2 Sanitary facilities

NT H102.3 Washbasins

NT Part H103 MORTUARIES

NT H103.1 Application of Part

NT H103.2 Layout of mortuary

NT H103.3 Construction of body preparation room

NT H103.4 Water supply and sewerage

I - MAINTENANCE

NT I1.1 Safety installations

SECTION A GENERAL PROVISIONS

PART A1 INTERPRETATION

NT Specification A1.3 STANDARDS ADOPTED BY REFERENCE.

Insert in Table 1 of Specification A1.3 the following:

NT Table 1 SCHEDULE OF REFERENCED DOCUMENTS			
No	Date	Title	BCA Clause(s)
Amdt No. 11	AS/NZS 1170		
	Part 2-	2002	Structural design actions Wind actions
Amdt No. 2	* * * * *		NT B1.2, NT Spec B1.2
	AS 1851		
Amdt No. 10	Part 1-	1995	Maintenance of fire protection equipment Portable fire extinguishers and fire blankets
	Part 2-	1995	Fire hose reels
	Part 3-	1997	Automatic fire sprinkler systems
	Part 4-	1992	Fire hydrant installations
	Part 5-	1981	Automatic smoke/heat venting systems
Amdt No. 10	Part 6-	1997	Management procedures for maintaining the fire precaution features of air-handling systems
	Part 7-	1984	Fire-resistant doorsets
	Part 8-	1987	Automatic fire detection and alarm systems
Amdt No. 2	* * * * *		
	AS/NZS 2293		
Amdt No. 9	Emergency evacuation lighting for buildings		NT I1.1
	Part 2-	1995	Inspection and maintenance
Amdt No. 10	AS 3660		
	Part 1-	2000	Termite management New building work

Amdt 11

SECTION B STRUCTURE

PART B1 STRUCTURAL PROVISIONS

Delete B1.2(c)(ii) and insert NT B1.2(c)(ii) as follows:

NT B1.2 Determination of individual actions

- (ii) Wind loads: AS/NZS 1170.2 and NT Specification B1.2.
- (iii) AS 1170.3 and AS 1170.4 as appropriate.

NT B1.2 amended
by Amdt No. 11

Amdt 11

Delete B1.3(i) and insert NT B1.3(i) as follows:

NT B1.3 Determination of structural resistance of materials and forms of construction

- (i) Termite risk management: where a *primary building element* is subject to attack by subterranean termites-
 - (i) AS 3660.1 with additional protection measures to be used in areas where *Mastotermes Darwiniensis* are prevalent; and
 - (ii) for the purpose of this provision, a *primary building element* consisting entirely of, or a combination of, any of the following materials is considered not to be subject to termite attack:
 - (A) Steel, aluminium or other metals.
 - (B) Concrete.
 - (C) Masonry.
 - (D) Fibre-reinforced cement.
 - (E) Timber in areas where *Mastotermes Darwiniensis* are not prevalent - naturally termite resistant in accordance with Appendix C of AS 3660.1.
 - (F) Timber - preservative treated in accordance with Appendix D of AS 3660.1; and
 - (iii) where a termite risk management system in accordance with AS 3660.1 is used, a durable notice must be permanently fixed to the building in a prominent location, such as a meter box or the like, indicating-
 - (A) the method of termite risk management; and
 - (B) the date of installation of the system; and

NT B1.3 amended
by Amdt No.11

NT Specification
B1.2 amended by
Amdt No. 11

- (C) where a chemical barrier is used, its life expectancy as listed on the National Registration Authority label; and
- (D) the installer's or manufacturer's recommendations for the scope and frequency of future inspections for termite activity.

NT Specification B1.2 DESIGN OF BUILDINGS IN CYCLONIC AREAS

1. Scope

This specification contains requirements for the design of buildings in cyclonic areas in addition to the requirements of AS/NZS 1170.2.

2. Roof cladding

Test for strength- Metal roofing and its fitments should be capable of withstanding without failure, the test application of 10 000 cycles of working load from zero to that maximum at a rate of 3 Hz, followed by a static load test of 1.8 times the working load.

3. Strengthened area

Where a residential building of Class 2, 3, 9a or 9c, in Region C as defined by AS/NZS 1170.2, is designed to be used by the Aged or Infirm it shall incorporate a "strengthened area" for use as shelter during cyclonic conditions and must comply with the following criteria:

("strengthened area" is defined as the strengthening of an area to increase its potential to facilitate debris protection)

- (a) The *floor area* of the "strengthened area" is to be calculated at the rate of 1.2 m² per person normally accommodated within the building.
- (b) The minimum standard of debris protection to be achieved is represented by the following construction:
 - (i) 200 mm masonry block walls reinforced in accordance with the Northern Territory Deemed to Comply Standards (DTC) and core filled every core; or Timber or steel framed walls clad internally and externally with 18 mm structural ply, screw fixed at 150 mm centres to studs, plates and noggins; and

- (ii) Ceiling battens strapped to truss bottom chords or ceiling joists in accordance with the DTC Standard; and
18 mm structural ply screw fixed to ceiling battens at 150 mm centres; and
- (iii) All doors serving the strengthened area are to be internal and are to be solid core, inward opening with barrel bolts fitted to the top and bottom; and
- (iv) All *windows* protected with debris screens in accordance with DTC Standards.

4. Masonry veneer construction

Masonry veneer construction must be designed so that the structural framing, to which the masonry veneer is tied, will ensure the stability of the masonry veneer.

Clause 4 of Specification B1.2 added by Amdt No. 2

Amdt 11

SECTION E SERVICES AND EQUIPMENT

PART E1 FIRE-FIGHTING EQUIPMENT

NT E1.5 Sprinklers

Insert provisions for Class 9a buildings in Table E1.5 as follows:

NT Table E1.5	
REQUIREMENTS FOR SPRINKLERS	
Occupancy	When sprinklers are required
Class 9a	if more than one <i>storey</i>

SECTION H SPECIAL USE BUILDINGS

Insert NT Part H101 as follows:

NT PART H101 FOOD PREMISES

NT H101.1 Application of Part

- (a) This Part applies to all premises, rooms, compartments, or places used for the sale, preparation, packing, storing, handling, serving, supplying or conveying for sale of food.

- (b) This Part does not apply to tents, buildings or other structures used temporarily for serving meals to the public at any fair, show, race meeting or other public sports, games or amusements.

NT H101.2 Floors, walls and ceilings

- (a) Each floor, wall and ceiling of the premises must have a surface that is-
 - (i) durable, rigid, impervious to water, non-absorbent, non-toxic and smooth enough to be easily cleaned; and
 - (ii) free from cracks, crevices and other defects.
- (b) If the floor is subject to wet cleaning by hosing down or if activities are carried out where liquids are discharged on to the floor, the floor must be graded to trapped floor waste outlets connected to a drainage installation.
- (c) Each wall must be free from skirtings, architraves, picture rails or other ledges that could provide lodgement for dirt.
- (d) All angles between the walls and the floor must be coved to permit easy cleaning.
- (e) All angles between walls and all joints in walls must be sealed.
- (f) All walls and ceilings must be finished in light colour.
- (g) Subclauses (a), (b), (c), (d), (e) and (f) do not apply to areas used only by customers and they do not apply to walls and ceilings in a premises or place-
 - (i) used for the storage or display for sale of food that is wholly enclosed in protective packages;
 - (ii) used for the storage for sale of fruit and vegetables; or
 - (iii) in which all food for sale is completely enclosed and otherwise protected from contamination by processing plants, other appliances, or other means.

NT H101.3 Pests and contaminants

- (a) The exterior of a food premises must be constructed to exclude pests and contaminants.
- (b) Premises which are provided with-
 - (i) fly proof, external *windows* and *self-closing*, fly-proof doors, or
 - (ii) if customers are served outside the premises through an opening, an appliance for the elimination of flies and mechanical ventilation adequate to exhaust air through the opening at a rate of not less than 5 litres per second for each square metre of opening, satisfy (a) as it applies to insects.

NT H101.4 Washbasins

Each premises or place for preparation or storage of food for sale must be provided with not less than one washbasin, supplied with hot and cold water, in or within reasonable proximity of those areas where the nature of the activities performed is such that hands are likely to be a source of contamination of food.

NT H101.5 Sinks

- (a) Each premises must be provided with a double bowl sink or tub of stainless steel supplied with-
 - (i) hot and cold water; and
 - (ii) an integral drainer on at least one side.
- (b) If a sink is installed within 300 mm of a vertical adjacent surface it must be fitted with an integral flashing to that vertical, adjacent surface to a height of not less than 150 mm.

NT H101.6 Installation of equipment and fittings

- (a) Each item of equipment or fitting in a premises which is not capable of being moved easily must be installed-
 - (i) so that the area underneath the item can be easily cleaned; or
 - (ii) on a solid base or plinth constructed of impervious material similar to the flooring material.
- (b) A plinth must be-
 - (i) not less than 75 mm high; and
 - (ii) finished to a smooth even surface and rounded at exposed edges to facilitate cleaning; and
 - (iii) coved at intersections with floor and walls.

NT H101.7 Drains

A grease trap or an untrapped opening connected directly with a drain or sewer, must not be installed in a room used for preparation, processing, packing or storing of food.

NT H101.8 Concealment of pipes

Where practicable, service pipes should be concealed beneath the surface of walls, floors, or ceilings, otherwise pipes are to be fixed clear of the wall, floor, or ceiling, at such distance as to facilitate cleaning.

NT H101.9 Storage of materials and equipment

Separate areas for the storage of fuel, cleaning compounds and general maintenance equipment must be provided so as to prevent the contamination of the product in the event of a spillage or any other form of breakdown.

NT H101.10 Separation of work place

Food premises must not have direct communication with a room containing sanitary facilities, sleeping quarters, laundry, bathroom or garage or a room where animals are housed.

NT H101.11 Offensive material and trade waste

If offensive material or trade waste is stored, a separate area must be provided which-

- (a) is easily cleanable; and
- (b) is graded to drain to a suitable drainage system; and
- (c) has available a supply of water under pressure.

NT H101.12 Mechanical ventilation of kitchens

In a commercial kitchen where food is prepared for sale, a mechanical ventilating exhaust system must be installed in accordance with Part F4.12.

Insert NT Part H102 as follows:

**NT PART H102 PREMISES TO BE USED
FOR ACTIVITIES INVOLVING
SKIN PENETRATION**

NT H102.1 Application of Part

This part applies to premises for tattooing, ear-piercing, acupuncture and like activities.

NT H102.2 Sanitary facilities

- (a) Sanitary facilities for customers must be provided and must include not less than-
 - (i) one water closet; and
 - (ii) one washbasin.
- (b) Sanitary facilities must be separated from the workroom by-
 - (i) an air lock with *self-closing* entry door; or
 - (ii) a *self-closing* door.

NT H102.3 Washbasins

The area in which skin penetration is done must be provided with-

- (a) one wash basin for each 10, or part of 10 employees; and
- (b) an adequate supply of hot and cold water controlled by foot-operated or elbow-operated taps.

Insert NT Part H103 as follows:

NT PART H103 MORTUARIES**NT H103.1 Application of Part**

This Part applies to any premises used for storage or preparation for burial, cremation or disposal by other means, of bodies of deceased persons.

NT H103.2 Layout of mortuary

- (a) A mortuary may be integral with the remainder of a building but must be separated physically from all public areas of that building.
- (b) Each mortuary at which bodies are prepared for burial, cremation or other disposal must be provided with a body preparation room-
 - (i) capable of being isolated from the remainder of the premises; and
 - (ii) having a *floor area* not less than 10 m².
- (c) A vehicle reception area or garage must be provided adjacent to and with direct access to the storage room or body preparation room to ensure that the transfer of uncoffined bodies is screened from public view.

- (d) Access to toilet and shower facilities from any other part of the mortuary premises must be only by way of an air lock.

NT H103.3 Construction of body preparation room

- (a) The floor must be-
- (i) of impervious material with a smooth, unbroken surface; and
 - (ii) uniformly graded to a floor drain.
- (b) All walls and partitions must be of concrete or masonry with a smooth, unbroken finish for ease of cleaning.
- (c) All joints between the floor, walls, partitions, ceiling, ventilation grilles, fittings, pipework, *windows* and light fittings must be sealed with impervious material for ease of cleaning.
- (d) All joints between the floor and walls or partitions must be coved for ease of cleaning.
- (e) The body preparation room must be provided with at least one washbasin, fitted with elbow or foot-operated taps, and an adequate supply of hot and cold water.
- (f) The body preparation room must be provided with refrigerated storage facilities-
- (i) with sufficient capacity for the storage of at least two adult bodies; and
 - (ii) capable of maintaining an internal temperature between 1°C and 5°C.

NT H103.4 Water supply and sewerage

Each mortuary with a body preparation room must be connected to-

- (a) a permanent water supply with a physical discontinuity between the water supply and all equipment, appliances, fittings and areas in the mortuary; and
- (b) a water carriage sewerage system.

SECTION I MAINTENANCE

PART I1 EQUIPMENT AND SAFETY INSTALLATIONS

Delete I1.1 and insert NT I1.1 as follows:

NT I1.1 Safety installations

Safety installations in buildings must be maintained in accordance with the requirements of the following Australian Standards as appropriate:

- (a) AS 1851.1 Portable fire extinguishers
- (b) AS 1851.2 Fire hose reels
- (c) AS 1851.3 Automatic fire sprinkler systems
- (d) AS 1851.4 Fire hydrant installations
- (e) AS 1851.5 Automatic smoke/heat venting systems
- (f) AS 1851.6 Management procedures for maintaining the fire precaution features of air-handling systems
- (g) AS 1851.7 Fire-resistant door sets
- (h) AS 1851.8 Automatic fire detection and alarm systems
- (i) AS 1851.10 Emergency warning and intercommunication systems
- (j) AS/NZS 2293.2 Emergency evacuation lighting for buildings, Part 2 Inspection and maintenance

NT I1.1(j)
amended by
Amdt No. 9

Amdt 11

APPENDIX

Amdt 11

QUEENSLAND

INTRODUCTION

This Appendix contains variations and additions to the Building Code of Australia (BCA) provisions which are considered necessary for the effective application of the Code in Queensland and shall be treated as amendments to the Code.

QUEENSLAND - BCA APPENDIX

CONTENTS

This Appendix contains the BCA provisions that have been varied and additional provisions for application in Queensland as follows:

A - GENERAL PROVISIONS

- QLD A1.1 Definitions
- QLD Specification A1.3
Standards Adopted by Reference

B - STRUCTURE

- QLD B1.3 Materials and forms of construction

C - FIRE RESISTANCE

- QLD C2.13 Electricity supply system

F - HEALTH AND AMENITY

- QLD F1.101 Flashings to narrow spaces

QLD Part F101 VERMIN CONTROL

- QLD F101.1 Control of vermin

G - ANCILLARY PROVISIONS

Qld Part G101 CERTAIN ATTACHMENTS

- QLD G101.1 Prevention of falls from buildings and structures

H - SPECIAL USE BUILDINGS

QLD Part H101 WORKPLACES

- QLD H101.1 Application of Part
- QLD H101.2 Objectives
- QLD H101.3 Floor surfaces
- QLD H101.4 Floor drainage
- QLD H101.5 Floor coverings
- QLD H101.6 Lighting

QLD H101.7	Floor area and air space
QLD H101.8	Dining rooms
QLD H101.9	Dressing rooms
QLD H101.10	Drinking water
QLD H101.11	First aid
QLD Part H102	STABLES
QLD H102.1	Construction of stables
QLD Part H103	KIOSKS
QLD H103.1	Construction of kiosks
QLD Part H104	* * * * *
QLD Part H105	* * * * *
QLD Part H106	WORKPLACES INVOLVING SPRAY PAINTING
	Objective Qld H106 O1
	Functional Statement Qld H106 F1
	Performance Requirement Qld H106 P1
QLD H106.0	Application of Part
QLD H106.1	Deemed-to-Satisfy Provisions
QLD H106.2	Booths
QLD H106.3	Ventilation of booths
QLD H106.4	Measurement of air movement
QLD H106.5	Ventilation systems
QLD Part H107	* * * * *
QLD Part H108	DETENTION CENTRES
QLD H108.1	Application of Part
QLD H108.2	Objectives
QLD H108.3	Fire-resistance and stability
QLD H108.4	Bounding construction

Amdt 11

- QLD H108.5 Early Fire Hazard Indices
- QLD H108.6 Fire doors, smoke doors, fire windows and shutters
- QLD H108.7 Number of exits required
- QLD H108.8 Exit travel distances
- QLD H108.9 Doorways and doors
- QLD H108.10 Swinging doors
- QLD H108.11 Operation of latch
- QLD H108.12 Access for people with disabilities
- QLD H108.13 Fire hose reels
- QLD H108.14 Smoke control

QLD Part H109 PREMISES USED FOR THE PROCESSING AND RETAIL SALE OF MEAT AND MEAT PRODUCTS

Objective Qld H109 O1

Functional Statement Qld H109 F1

Performance Requirements Qld H109 P1 to Qld H109 P20

- QLD H109.0 Application of Part
- QLD H109.1 Definitions
- QLD H109.2 Deemed-to-Satisfy Provisions
- QLD H109.3 Delivery and dispatch facilities
- QLD H109.4 Materials
- QLD H109.5 Construction and finishes
- QLD H109.6 Floors
- QLD H109.7 Joints
- QLD H109.8 Openings in external walls
- QLD H109.9 Ventilation of rooms
- QLD H109.10 Drainage
- QLD H109.11 Water supply
- QLD H109.12 Washbasins
- QLD H109.13 Wash-up troughs and drying facilities
- QLD H109.14 Storage facilities - racks, shelving, hooks and rails
- QLD H109.15 Services lines
- QLD H109.16 Cold rooms

- QLD H109.17 Freezer rooms
- QLD H109.18 Smoking facilities
- QLD H109.19 Brine facilities
- QLD H109.20 Display windows and cabinets
- QLD H109.21 Counters
- QLD H109.22 Electrical fittings
- QLD H109.23 Surface finishes to internal walls and ceilings

QLD Part H110 PRIVATE HEALTH FACILITIES

Objective Qld H110 O1

Performance Requirement Qld H110 P1

QLD H110.0 Application of Part

QLD H110.1 Deemed-to-Satisfy Provision

SECTION A GENERAL PROVISIONS

PART A1 INTERPRETATION

In A1.1 vary definitions as follows:

Qld A1.1 Definitions

Substitute *Open space*:

Open space means-

- (a) a space on an allotment, or a roof or similar part of a building adequately protected from fire, open to the sky and connected directly with a public road; and
- (b) in the case of *detention centres*, includes a fenced enclosure, open to the sky (except for mesh cover) having a horizontal dimension of at least 6 m in every direction.

Insert *Workplace*:

Workplace means any premises for the performance of work by employees or self-employed persons, including-

- (a) any area within the immediate vicinity of such premises where gear, plant, equipment or materials to be used in that work are kept; and
- (b) any building, structure, bridge, wharf, road or way on or within such premises or in the immediate vicinity.

**Qld Specification A1.3
STANDARDS ADOPTED BY REFERENCE**

Insert in Table 1 of Specification A1.3 additional standards as follows:

Qld Table 1 SCHEDULE OF REFERENCED DOCUMENTS				
No.	Date	Title	BCA clause(s)	
		* * * * *		
Amdt No. 10				
Amdt No. 2	AS 1221	1991	Fire hose reels	Qld H108.13
Amdt No. 5	AS 1731	1983	Frozen food retail cabinets	Qld H109.20
Amdt No. 10			* * * * *	
Amdt No. 10			* * * * *	
	AS 2626	1983	Industrial safety belts and harness - Selection, use and maintenance	G101.1
Amdt No. 5	AS 2924	1987	Decorative thermosetting laminated sheets	Qld H109.21

Amdt 11

Amdt No. 5
Amdt No. 9

Amdt No. 5

Qld Table 1 SCHEDULE OF REFERENCED DOCUMENTS (Continued)			
No.	Date	Title	BCA clause(s)
		* * * * *	
AS/NZS 3661		Slip resistance of pedestrian surfaces	
Part 1	1993	Requirements	Qld H109.6
		Australian Gas Association's Gas Installation Code AG 601-1998	Qld H109.11
		Queensland Forest Service of the Department of Primary Industries Technical Pamphlet No.1 Building Timbers, Properties and Recommendations for their use in Queensland.	Qld B1.3
		Queensland Department of Health - Vermin Control Regulations.	Qld F101.1

Amdt 11

SECTION B STRUCTURE

PART B1 STRUCTURAL PROVISIONS

After B1.3(f)(iii) insert Qld B1.3(f)(iv) as follows:

Qld B1.3 Materials and forms of construction

- (f) Timber Construction:
 - (iv) Timber used for structural purposes: a species scheduled for the appropriate use in Schedules A, B or C in Queensland Forest Service of the Department of Primary Industries Technical Pamphlet No. 1 - Building Timbers, Properties and Recommendations for their Use in Queensland.

SECTION C FIRE RESISTANCE

PART C2 COMPARTMENTATION AND SEPARATION

After C2.13(c) insert Qld C2.13(d) and (e) as follows:

Qld C2.13 Electricity supply system

- (d) Where emergency equipment is *required* in a building, all switchboards in the electrical distribution system which sustain the electricity supply to the emergency equipment must-

Qld C2.13 amended by Amdt No. 5

- (i) contain switchgear and protection devices designed to prevent loss of supply to the emergency equipment in the event of a fault condition in the part of the switchboard that does not serve emergency equipment; and
 - (ii) provide full segregation by way of enclosed metal partitions designed to prevent the spread of any fault from non-emergency equipment switchgear to the emergency equipment switchgear.
- (e) For the purposes of (d), emergency equipment includes the following:
- (i) Fire hydrant booster pumps.
 - (ii) Pumps for *automatic* sprinkler systems, water spray, chemical fluid suppression systems or deluge systems and similar fire extinguishers.
 - (iii) Pumps for fire hose reels where such pumps form the sole means of fire protection in the building.
 - (iv) Air handling systems designed to exhaust and control the spread of fire and smoke.
 - (v) Emergency lifts.

SECTION F HEALTH AND AMENITY

PART F1 DAMP AND WEATHERPROOFING

Add Qld F1.101 as follows:

Qld F1.101 Flashings to narrow spaces

Spaces between buildings on adjoining sites which are narrower than 600 mm must be sealed off and flashed over to prevent the entrance of weather and vermin.

QLD PART F101 VERMIN CONTROL

Add Part F101 as follows:

Qld F101.1 Control of vermin

Buildings must be constructed to prevent the entry of vermin in accordance with Part 17 (Vermin Control) of the Health Regulation 1996.

SECTION G ANCILLARY PROVISIONS

Add Qld Part G101 as follows:

QLD PART G101 CERTAIN ATTACHMENTS

Qld G101.1 Prevention of falls from buildings or structures

Where a person is exposed to the hazard of falling from a building or structure while cleaning or maintenance work is being carried out-

- (a) a work system designed to prevent such falls must be used; and
- (b) where safety belt anchorage points are used they must be positioned on the building or structure so that a lifeline or safety harness may be attached before proceeding to a point where it is possible to fall; and
- (c) anchorage points for the attachment of safety harnesses must comply with AS 2626.

SECTION H SPECIAL USE BUILDINGS

Add Qld Part H101 as follows:

QLD PART H101 WORKPLACES

Qld H101.1 Application of Part

This Part applies to every building or part of a building to be used as a *workplace*, except for a project under construction.

Qld H101.2 Objectives

Workplaces must be designed and constructed to provide suitable standards of health and safety for employees.

Qld H101.3 Floor surfaces

- (a) Floor surfaces must be designed to prevent slips, trips, and falls, and in particular, all floors must have an even slip-resistant surface, without obstructions which might create tripping or stumbling hazards.

- (b) Where the nature of the work process is such that spillage or washdown is likely to occur, floors must be-
- (i) finished with a surface impervious to the liquids likely to be spilt or used for cleaning; and
 - (ii) sealed to all joining walls with an impervious seal, in such a way that the seal is concavely rounded, and continued up all joining walls for a minimum of 75 mm.

Qld H101.4 Floor drainage

- (a) Where the nature of the work process is such that spillage or washdown is likely to occur, floors must be graded to drain off liquids in accordance with the following:
- (i) Wash or hose-down areas: 1:25.
 - (ii) Wet or mop-down areas: 1:50.
- (b) Wherever practicable, drains must be installed to intercept liquid at spillage points, to prevent the spread of liquids over the floor surface.
- (c) Where the effluent from drains is likely to be offensive, it must be intercepted by suitable deodorising tanks.

Qld H101.5 Floor coverings

- (a) Floor coverings that prevent slips, trips and falls must be provided. In particular, all standing working positions of employees must be covered with either-
- (i) wood, rubber, linoleum, resilient types of plastic tiles; or
 - (ii) suitable compositions containing asphalt, rubber, cork, magnesite; or
 - (iii) other semi-resilient, thermally non-conductive materials.
- (b) If spillage of liquids may occur where an employee is *required* to work, slip resistant continuous matting must be provided. The matting must be non-liquid absorbing, and allow liquids to pass through it.
- (c) Where any floor covering or matting is in localised sections, the coverings must be as thin as practicable, with edges sloped to the main floor.

Qld H101.6
amended by
Amdt No. 9

Qld H101.6 Lighting

Lighting from natural and/or artificial sources to the standard appropriate for the nature of, location and times at which work is performed, must be provided in accordance with AS/NZS 1680.0.

Qld H101.7
amended by
Amdt No. 7

Qld H101.7 Floor area and air space

- (a) **Requirements for *workplace area and space*:** Working area and air space adequate to allow suitable standards of health and safety for each employee must be provided.
- (b) **Requirements of *workplace area*:** An area of 2.3 m² free of any encumbrance for each employee satisfies (a).

Explanatory Information

An *Alternative Solution* to the required workplace area as specified in (b) may be approved after taking into account advice given by the chief executive administering the Workplace Health and Safety Act 1995 as an advice agency under the Integrated Planning Act 1997.

Qld H101.8 Dining rooms

- (a) **Requirements for dining facilities:** Dining facilities must be provided where the nature of work performed does not allow an employee to eat at or in their work station or in their work area, in safe and hygienic conditions. Where provided, dining facilities must be designed and located so that both people and food are kept free of contamination.
- (b) **Requirements of dining facilities:** Where dining facilities are *required* by (a), a dining room must be provided at every *workplace*, except-
 - (i) for five or less employees, a dining area may be provided;
 - (ii) for shops situated in a shopping complex, one dining room may be used to satisfy the requirements of all the shops in the complex. The dining room area must be based on the total employees of all the shops in the complex.

For fifteen or less employees, all of the same sex, a dining room may be combined with a dressing room.

- (c) **Requirements of dining areas:** A dining area must provide adequate facilities for-
 - (i) washing and cleaning of utensils; and
 - (ii) storage of utensils, free of dust and vermin.
- (d) **Requirements of dining rooms:** A dining room or meal place must have all the provisions of a dining area, in addition to the following:
 - (i) tables providing 600 mm table length per employee;
 - (ii) a refrigerator;
 - (iii) dishwashing sink with draining board and reticulated hot and cold water; and
 - (iv) facilities for the storage of foodstuffs, free of dust and vermin.
- (e) **Dining room size:** The size of a dining facility must be calculated on the basis of the maximum number of employees using it at any one time. The area *required* for each employee is set out in the following Table.

Number of employees	Area required
6 to 12 employees	11 m ²
additional employees up to 25	an additional 0.92 m ² for each employee
additional employees thereafter	an additional 0.75 m ² for each employee

Qld H101.8 (e)
amended by
Amdt No. 7

Amdt 11

Qld H101.9 Dressing rooms

- (a) **Requirements for dressing rooms:** Where the nature of work requires employees to change in and out of apparel specific to that work, a dressing room for each sex must be provided.
- (b) **Requirements of dressing rooms:**
 - (i) Dressing rooms must be set apart from workrooms, and as near as practicable to *sanitary compartments* and washing facilities.
 - (ii) Where the clothing of an employee may become wet while engaged in work, a room equipped with drying appliances must be provided adjoining a dressing room.
 - (iii) A combined dining-dressing room must conform with the requirements of Qld H101.8 in addition to the requirements of this Part.

- (iv) A dressing room must be furnished with the following:
 - (A) a locker for each employee;
 - (B) protective hanging space for clothing;
 - (C) seating accommodation;
 - (D) mirrors and shelving; and
 - (E) a couch, pillow and blanket.
- (c) **Dressing room area:** For the purpose of dressing room design and layout, the following dimensions and sizes are set out.
 - (i) The minimum unencumbered *floor area* of a dressing room must be 1.8 m², and an additional unencumbered area per employee as set out below:

Type of work	Area
Sedentary or semi-sedentary	0.37 m ²
Light to medium and clean	0.46 m ²
Heavy, hot or dirty	0.65 m ²

- (ii) Lockers must be not less than 300 mm wide and 450 mm deep.
- (iii) Passages between facing lockers must be at least 1500 mm wide, or with lockers on one side only at least 900 mm wide.

Qld H101.10 Drinking water

- (a) **Requirement for drinking water:** An adequate supply of clean wholesome drinking water must be provided at every *workplace*.
- (b) **Requirements of drinking water points:** Drinking water must-
 - (i) in situations where workers are likely to be exposed to heat stress or dehydration, be in a readily accessible position; and
 - (ii) not be located in a *sanitary compartment*.

- (c) **Drinking fountains:** Where there are more than ten employees, drinking fountains should be provided in the following numbers, wherever practicable.

11 to 40 employees:	1
each additional 40 (or part thereof):	1 additional.

Qld H101.11 First aid

- (a) **Requirement for first aid:** When the number of employees at any one time exceeds 200, a casualty room, not less than 11 m² in area, dedicated to first aid must be provided.
- (b) **Requirements of casualty rooms:** A casualty room must:
- (i) be located as near as practicable to workrooms; and
 - (ii) contain:
 - (A) a basin washing point; and
 - (B) a stainless steel sink with reticulated hot and cold water, trap connected to waste drainage; and
 - (C) be clearly signed on each door with 'FIRST AID', and the name of the nurse or attendant on duty.

Add Qld Part H102 as follows:

QLD PART H102 STABLES

Qld H102.1 Construction of stables

A building used for the keeping of animals and enclosed on 3 or more sides must have-

- (a) a suitably drained stable floor constructed of concrete, masonry or the like which is impervious to moisture; and
- (b) every room, other than a store room, constructed over or adjoining the stable, separated from the stable by walls or floor or both, as the case may be, of concrete, masonry or the like which is impervious to moisture; and
- (c) a suitable manure container constructed of impervious material and fitted with covers provided adjacent to the stable.

Amdt 11

Add Qld Part H103 as follows:

QLD PART H103 KIOSKS

Qld H103.1 Construction of kiosks

- (a) For the purposes of this clause, kiosk means a stall or a compartment enclosed by walls, which the public does not enter, and which is used for the sale or distribution of goods or services.
- (b) A kiosk must not be erected unless-
 - (i) it is situated at least 1.5 m from a road or, if it is constructed as a compartment enclosed by walls, it may be situated at a lesser suitable distance;
 - (ii) it is in an arcade or, if it is not in an arcade, it must have minimum ceiling height of 2400 mm;
 - (iii) every internal dimension is 1 m or more;
 - (iv) it has a *floor area* of at least 1.5 m² if it is to be occupied by one person, or of at least 2 m² per person if it is to be occupied by 2 or more persons; and
 - (v) it has ventilation in accordance with F4.5.

QLD PART H104 * * * * *

This clause has deliberately been left blank.

QLD PART H105 * * * * *

This clause has deliberately been left blank.

Add Qld Part H106 as follows:

QLD PART H106 WORKPLACES INVOLVING SPRAY PAINTING

Qld H106 amended by Amdt No. 7

OBJECTIVE

Qld H106 O1 The *Objective* of this Part is to safeguard people from illness from spray painting using hazardous substances.

FUNCTIONAL STATEMENT

Qld H106 F1 A booth must be constructed to control the hazardous substances used in spray painting to protect people from illness or injury.

PERFORMANCE REQUIREMENT

Qld H106 P1 A booth must be installed to the degree necessary to control the hazardous substances used in spray painting.

Application:

- (a) Qld H106 P1 is applicable to every workplace in which spray painting using hazardous substances takes place.
- (b) Despite (a) Qld H106 P1 does not apply-
 - (i) to a building under construction; and
 - (ii) where it is not practical to perform spray painting in a booth; and
 - (iii) where the spray painting involves spotting, touching up or other minor work.

DEEMED-TO-SATISFY PROVISIONS**Qld H106.0 Application of Part**

- (a) This Part is applicable to every workplace in which spray painting using hazardous substances takes place.
- (b) Despite (a) this Part does not apply-
 - (i) to a building under construction; and
 - (ii) where it is not practical to perform spray painting in a booth; and
 - (iii) where the spray painting involves spotting, touching up or other minor work.

Qld H106.1 Deemed-to-Satisfy Provisions

Complying with the provisions of Qld H106.2 to Qld H106.5 satisfies *Performance Requirement* Qld H106 P1.

Qld H106.2 Booths

A booth must be provided for the spray painting of hazardous substances.

Qld H106.3 Ventilation of booths

A booth must be able to produce and maintain an air movement of-

- (a) for a full down draught booth - not less than 0.3m/s; and
- (b) for a booth used only for electrostatic spray painting - not less than 0.4m/s; and
- (c) for any other booth - not less than 0.5m/s.

Qld H106.4 Measurement of air movement

The air movement in a booth must be measured-

- (a) when the booth is empty; and
- (b) during the booth's spray cycle; and
- (c) in the area of the booth where the painting is carried out; and
- (d) for a booth that is not fully contained or enclosed - at the opening in the booth where the internal environment in the booth and the external environment meet.

Qld H106.5 Ventilation system

A booth must be fitted with a ventilation system that incorporates-

- (a) a filtration system to remove airborne residue produced during spray painting; and
- (b) an exhaust capture system to prevent exposure of a person in an adjoining work area to a hazardous substance produced during spray painting or, if prevention is not practicable, the exposure must be controlled so that it is not more than the relevant national exposure standard for the relevant period for the substance.

Explanatory Information

Alternative Solutions to the Deemed-to-Satisfy Provisions contained in Qld H106 may be approved after taking into account advice given by the chief executive administering the Workplace Health and Safety Act 1995 as an advice agency under the Integrated Planning Act 1997.

QLD PART H107 * * * * *

This clause has deliberately been left blank.

Qld H107 deleted
by Amdt No. 7

Amdt 11

Add Qld Part H108 as follows:

QLD PART H108 DETENTION CENTRES

Qld H108.1 Application of Part

This part applies to those parts of a *detention centre* used for residential accommodation (Class 3), in which the occupants are not permitted free movement within or egress from the building. The BCA applies to *detention centres* except where otherwise specified in this Part.

Qld H108.2 Objectives

The occupants of *detention centres* must be protected against fire and smoke without mitigating the security *required of detention centres*.

Qld H108.3 Fire-resistance and stability

The provisions of C1.5 do not apply to the Class 3 parts of *detention centres*.

Qld H108.4 Bounding construction

The provisions of C3.11 apply except that-

- (a) the doors need not be *self-closing*; and
- (b) the doors need not comply with C3.11(d) if Qld H108.14 is complied with.

Qld H108.5 Early Fire Hazard Indices

Note:

Special requirements on early fire hazard indices in *detention centres* are under preparation in Queensland.

Qld H108.6 Fire doors, smoke doors, fire windows and shutters

The provisions of clause 3 of Specification C3.4 apply except that doors need not-

- (a) swing in the direction of egress;
- (b) return to the fully closed position after each opening; or
- (c) close *automatically*.

Qld H108.7 Number of exits required

The provisions of D1.2 apply except that the Class 3 parts of *detention centres* are not subject to C1.5.

Qld H108.8 Exit travel distances

- (a) The provisions of D1.4 do not apply to the Class 3 parts of *detention centres*.
- (b) The entrance doorway of a *sole-occupancy unit* must be not more than 30 m from an *exit* or a point from which travel in different directions to two *exits* is available, in which case the maximum distance to one of those *exits* must not exceed 40 m.

Qld H108.9 Doorways and doors

In the Class 3 parts of *detention centres*, a doorway serving as a *required exit*, or forming part of a *required exit* may be fitted with a roller shutter or tilt-up door provided that-

- (a) it may be opened, without mechanical assistance, manually under a force of not more than 110 N; or
- (b) if it is a mechanically operated door, it contains a personnel doorway complying with D1.6.

Qld H108.10 Swinging doors

Class 3 parts of *detention centres* must comply with D2.20 except that doors need not swing in the direction of egress.

Qld H108.11 Operation of latch

A door in a *required exit*, forming part of a *required exit* or in the path of travel to a *required exit* must be-

- (a) readily openable without a key from the side that faces a person seeking egress, by a single hand action on a single device which is located between 900 mm and 1.2 m from the floor; or
- (b) capable of being unlocked by hand by a person or persons, specifically nominated by the owner, properly instructed as to the duties and responsibilities involved and available at all times when the building is lawfully occupied so that persons in the building or part may be escorted to *open space* or other place of safety if there is a fire or other emergency.

Qld H108.12 Access for people with disabilities

It is not necessary for the Class 3 parts of *detention centres* to comply with the provisions of Part D3.

Qld H108.13 Fire hose reels

Qld H108.13
amended by
Amdt No. 3

- (a) Fire hose reels must comply with the provisions of AS 1221 and AS 2441 except that hosereel cabinets may be lockable.
- (b) Fire hose reels must be provided in every Class 3 part of a *detention centre*.

Qld H108.14 Smoke control

Where doors do not comply with C3.11(d) or where openings do not comply with C3.11(e), then a system of mechanical smoke extraction must be provided to the corridor, hallway, room, or non-fire-isolated stairway serving as a *required exit*, to which the *sole-occupancy unit* has access.

QLD Part H109
inserted by Amdt
No. 4

Add Qld Part H109 as follows:

**QLD PART H109 PREMISES USED FOR
THE PROCESSING AND RETAIL
SALE OF MEAT AND MEAT
PRODUCTS**

OBJECTIVE

- Qld H109 O1** The *Objective* of this Part is to provide conditions for the *processing*, storage, display and retail sale of meat and meat products to maintain the *wholesomeness* of the products.

Application:

- (a) Qld H109 O1 is applicable to every building or part of a building used for the *processing* and the retail sale of meat or meat products including-
- (i) a butcher shop; and
 - (ii) a game meat shop; and
 - (iii) a poultry shop; and
 - (iv) a pet-food shop; and
 - (v) a delicatessen.
- (b) Despite (a), Qld H109 O1 does not apply to premises used only for the retail sale of-
- (i) meat or meat products pre-packaged elsewhere; or
 - (ii) smallgoods.

FUNCTIONAL STATEMENT

- Qld H109 F1** A building for the *processing*, storage, display and retail sale of meat or meat products is to be constructed and provided with facilities to maintain the *wholesomeness* of the products.

Application:

- (a) Qld H109 F1 is applicable to every building or part of a building used for the *processing* and the retail sale of meat or meat products including-
 - (i) a butcher shop; and
 - (ii) a game meat shop; and
 - (iii) a poultry shop; and
 - (iv) a pet-food shop; and
 - (v) a delicatessen.
- (b) Despite (a), Qld H109 F1 does not apply to premises used only for the retail sale of-
 - (i) meat or meat products pre-packaged elsewhere; or
 - (ii) smallgoods.

Amdt 11

PERFORMANCE REQUIREMENTS

- Qld H109 P1** The *wholesomeness* of the meat and meat products must be maintained by providing a suitable means of taking delivery of the products.
- Qld H109 P2** Materials used in the construction of premises must be suitable for the hygienic *processing*, storage and handling of meat and meat products.
- Qld H109 P3** The premises must be constructed in a manner suitable to-
- (a) minimise the accumulation of dust, water, litter or waste, on ledges, sills and the junction of horizontal and vertical surfaces; and
 - (b) prevent harbourage for pests or anything that would adversely affect the *wholesomeness* of the products.

- Qld H109 P4** Floors must-
- (a) be suitable to maintain hygienic conditions; and
 - (b) fall to a drain; and
 - (c) have a low risk to persons from slipping.
- Qld H109 P5** *Internal wall*, ceiling and floor finishes must have a suitable joining system to facilitate the maintenance of hygienic conditions.
- Qld H109 P6** Openings in *external walls* must be suitably constructed or protected so that hygienic conditions within the premises are maintained.
- Qld H109 P7** The premises must be provided with a plumbing and drainage system suitable to maintain hygienic conditions.
- Qld H109 P8** An adequate supply of hot and cold water must be provided at all times to-
- (a) enable hygienic handling of meat and meat products; and
 - (b) maintain hygienic conditions.
- Qld H109 P9** Suitable hand washing and drying facilities must be provided to maintain hygienic conditions.
- Qld H109 P10** Suitable wash-up trough and drying facilities must be provided for maintaining equipment and utensils in a hygienic condition.
- Qld H109 P11** Suitable facilities for the storage of goods, materials, ingredients, appliances and equipment must be provided to prevent their contamination.
- Qld H109 P12** Suitable lines, including pipes, ducts, wiring and conduits, must be installed in a suitable manner to maintain hygienic conditions.
- Qld H109 P13** Chiller facilities must be provided for the holding and storage of meat and meat products to maintain their *wholesomeness*.

- Qld H109 P14** Where a freezing room facility is provided, it must be suitable for the freezing and storage of meat and meat products to maintain their *wholesomeness*.
- Qld H109 P15** Where a smoking facility is provided, it must be suitable for smoking meat and meat products without jeopardising the *wholesomeness* of the products and without creating unhygienic conditions within the premises.
- Qld H109 P16** Where a brine facility is provided, it must be suitable for the salting/pickling treatment of meat without jeopardising the *wholesomeness* of the meat or other products on the premises.
- Qld H109 P17** Display windows and cabinets must be suitable for the housing and display of meat and meat products for retail sale, without jeopardising the *wholesomeness* of the products.
- Qld H109 P18** A counter facility must be provided for the retail sale of meat and meat products, which-
- (a) does not jeopardise the *wholesomeness* of the products; and
 - (b) is capable of providing an effective barrier between customer and work areas.
- Qld H109 P19** Electrical fittings must maintain hygienic conditions.
- Qld H109 P20** *Internal walls* and ceilings must have surfaces which identify contamination and facilitate the maintenance of hygienic conditions.

Application

- (a) Qld H109 P1 to P20 are applicable to every building or part of a building used for the *processing* and the retail sale of meat or meat products including-
 - (i) a butcher shop; and
 - (ii) a game meat shop; and
 - (iii) a poultry shop; and
 - (iv) a pet-food shop; and
 - (v) a delicatessen.
- (b) Despite (a), Qld H109 P1 to P20 do not apply to premises used only for the retail sale of-
 - (i) meat or meat products pre-packaged elsewhere; or
 - (ii) smallgoods.

DEEMED-TO-SATISFY PROVISIONS**Qld H109.0 Application of Part**

- (a) This Part is applicable to every building or part of a building used for the *processing* and the retail sale of meat or meat products including-
 - (i) a butcher shop; and
 - (ii) a game meat shop; and
 - (iii) a poultry shop; and
 - (iv) a pet-food shop; and
 - (v) a delicatessen.
- (b) Despite (a), this Part does not apply to premises used only for the retail sale of-
 - (i) meat or meat products pre-packaged elsewhere; or
 - (ii) smallgoods.

Qld H109.1 Definitions

In this Part the following meanings apply.

Processing means the activity carried out to make meat suitable for sale after leaving an abattoir or the like.

Wholesomeness means free of any condition or substance which might compromise the health or well being of a consumer, and in which the maximum residue level of contaminants prescribed in the Meat Industry Act 1993 is not exceeded.

Corrosion resistant material means any of the following:

- (a) Stainless steel - 304 grade, or 316 grade for brine areas.
- (b) Aluminium - anodised, or powder-coated.
- (c) Steel - hot dip galvanised.
- (d) Poly-vinyl-chloride (PVC).
- (e) Polythene.
- (f) Laminated plastic (thermosetting high pressure laminate).

Qld H109.2 Deemed-to-Satisfy Provisions

Performance Requirements Qld H109 P1 to P20 are satisfied by complying with the relevant provisions of Qld H109.3 to Qld H109.23.

Qld H109.3 Delivery and dispatch facilities

Premises satisfy Qld H109 P1 where-

- (a) a designated delivery and dispatch parking area is provided not more than 10 m from where the meat or meat products enter the building or premises; and
- (b) the path of delivery is not through, or adjacent to, areas from which contamination could occur; and
- (c) hallways used for the delivery of carcass meat are at least 2 m wide.

Qld H109.4 Materials

Materials satisfy Qld H109 P2 where their exposed surfaces are-

- (a) durable; and
- (b) non-toxic; and
- (c) smooth; and
- (d) *corrosion resistant*; and
- (e) impervious; and
- (f) resistant to, or protected from, impact damage; and
- (g) easily cleaned; and
- (h) resistant to chipping or flaking; and
- (i) finished so that contamination is clearly visible.

Qld H109.5 Construction and finishes

Construction satisfies Qld H109 P3 where premises are constructed in accordance with the following:

- (a) *External walls*, including openings, must not-
 - (i) permit entry by animals, birds or insects; and
 - (ii) permit entry of contaminants or dust.
- (b) *Internal walls*, including cold rooms and smoking facilities, must have-
 - (i) no horizontal ledges; and
 - (ii) sills at not less the 45° to the horizontal; and
 - (iii) surfaces that are smooth and impervious to water and grease; and
 - (iv) sealed joints where abutting other walls or ceilings, or have a gap of at least 450 mm.
- (c) *Internal walls* must be constructed and finished with-
 - (i) proprietary panels of rigid insulation having pre-finished steel sheeting bonded both sides; or

- (ii) one layer of 9 mm or two layers of 6 mm fibre cement sheeting (recessed edge for flush finish) fixed to-
 - (A) metal or timber stud framing at 400 mm centres with horizontal nogging 900 mm and 1300 mm above the floor; or
 - (B) to masonry, in accordance with the manufacturer's recommendation; or
 - (iii) for a delicatessen or poultry shop, one layer of 6 mm fibre cement sheeting (recessed edge) fixed in accordance with the manufacturer's recommendations; or
 - (iv) 3 mm thick decorative thermosetting laminate fixed to-
 - (A) metal or timber framing at 400 mm centres vertically and horizontally; or
 - (B) masonry, in accordance with the manufacturer's recommendations; or
 - (v) steel trowelled smooth finish cement render or hard set plaster on masonry or concrete; or
 - (vi) non-absorbent vitrified glazed ceramic tiles with acid resistant joints; or
 - (vii) 2 mm thick homogeneous flexible PVC sheeting with heat welded seams; or
 - (viii) 3 mm polypropylene sheeting in accordance with the manufacturer's recommendations.
- (d) Internal ceilings must not have batten type cover strips or other projections or ducting, and must be fixed in accordance with the manufacturer's recommendations and must be constructed from
- (i) factory pre-finished metal sheeting; or
 - (ii) 6 mm fibre cement (recessed edged for flush finish); or
 - (iii) 13 mm water resistant plasterboard sheeting; or
 - (iv) proprietary panels of rigid insulation having pre-finished steel sheeting bonded to all exposed internal faces; or
 - (v) 3 mm polypropylene sheeting.

Qld H109.6 Floors

Floors (including in a cold room) satisfy Qld H109 P4 when they-

- (a) are free of cracks; and
- (b) are free of irregularities and imperfections; and
- (c) have slip resistant surfaces complying with AS/NZS 3661.1; and
- (d) abut walls or up-stands and are provided with 75 mm coves or continuous tile skirting at least 50 mm wide and splayed at 45° where either the floor or wall is tiled; and
- (e) fall to an outlet at a minimum grade of 1:100; and
- (f) are constructed and finished with-
 - (i) acid resistant non-absorbent structural concrete impermeable to acids and animal fats; or
 - (ii) non-absorbent vitrified unglazed mosaic, ceramic or quarry tiles with acid resisting grouting; or
 - (iii) polyester, polyurethane, methacrylate or epoxy coating trowelled on at least 4 mm thick, except epoxy coatings cannot be used where hot chicken fat is present; or
 - (iv) to delicatessens and poultry shops and customer areas in other premises to which this Part applies, 2 mm thick flexible PVC homogenous sheeting.

Qld H109.6(c)
amended by
Amdt No. 9

Amdt 11

Qld H109.7 Joints

Joints satisfy Qld H109 P5 where they are-

- (a) for wall and ceiling linings, flush with the surface; and
- (b) for ceramic wall and floor tiling, filled with heavy duty 100% epoxy, acid resisting grouting in accordance with the manufacturer's recommendations; and
- (c) for wall and floor flexible PVC sheeting, heat welded seams; and
- (d) for polypropylene sheeting, proprietary plastic mouldings; and
- (e) for proprietary panels of rigid insulation having pre-finished steel sheeting bonded both sides (including cold rooms), stainless steel or aluminum mouldings, or a proprietary slip joint.

Qld H109.8 Openings in external walls

- (a) Door openings satisfy Qld H109 P6 where doors are-
- (i) *self-closing* or provided with *self-closing* insect screen doors; and
 - (ii) tight fitting or sealed to prevent entry of contaminants or dust; and
 - (iii) rodent and vermin proof; and
 - (iv) at least 1 m wide where meat carcass delivery occurs, otherwise at least 820 mm wide; and
 - (v) constructed of or sheeted with stainless steel, aluminum, laminated plastic or glass and have *corrosion resistant* jambs where un-packaged raw meat passes through; and
 - (vi) provided with *corrosion resistant* push bars and kick plates; and
- (b) *Window* openings satisfy Qld H109 P6 where windows are-
- (i) constructed of *corrosion resistant* material; and
 - (ii) if openable, protected with insect screens.
- (c) Insect screens to doors and windows satisfy Qld H109 P6 where they are removable and constructed of *corrosion resistant* metal gauze and frames.

Qld H109.9 Ventilation of rooms

Ventilation of rooms satisfies FP4.3, FP4.4 and FP4.5 where constructed in accordance with F4.5 and F4.6 except that-

- (a) permanent openings, *windows*, doors or other devices which can be opened, must have an aggregate opening or openable size not less than 10% of the *floor area* of the room *required* to be ventilated; and
- (b) F4.6(b)(ii) is not applicable.

Qld H109.10 Drainage

Plumbing and drainage satisfies Qld H109 P7 where-

- (a) it complies with the Standard Sewerage Law under the Sewerage and Water Supply Act 1949; and
- (b) floor wastes are trapped and not less than 1 m from a wall, partition, up-stand, fixed equipment or door opening (except a cold room door) and have 100 mm minimum diameter gratings; and
- (c) floor wastes are not provided to the cold room, and the floor falls to the door; and
- (d) cold room condensate is directed to a floor waste adjacent to the door opening; and
- (e) the internal vent pipes are built into walls or concealed in ducts.

Qld H109.11 Water supply

A water supply satisfies Qld H109 P8 where-

- (a) the supply is continuous; and
- (b) the water is potable; and
- (c) cold water is provided by-
 - (i) reticulated mains in accordance with the Standard Water Supply Law under the Sewerage and Water Supply Act 1949; or
 - (ii) a storage tank; and
- (d) hot water, measured at the point of use, is not less than 65°C and not less than 75°C where used for sanitising, is provided to washbasins and wash-up troughs and is-
 - (i) able to deliver at least 125 litres continuously, using a-
 - (A) single element electric storage type water heater; or
 - (B) electric heat exchange type water heater; or
 - (C) gas fired water heater; or
 - (ii) able to deliver at least 50 litres continuously, using a-
 - (A) commercial quick recovery type water heater fitted with 3 elements of minimum 3600 watt capacity; or
 - (B) gas fired quick recovery type water heater; and

- (iii) where the hot water unit is located internally-
 - (A) if electric, it must be in the ceiling or within a vermin proofed cupboard having a top set at 45° to the horizontal; and
 - (B) if gas, it must be installed to comply with the Gas Installation Code AG 601.

Qld H109.12 Washbasins

Hand washing and drying facilities satisfy Qld H109 P9 where washbasins are-

- (a) located within or adjacent to the servery area and in each processing area adjacent to the delivery door; and
- (b) manufactured in stainless steel and have a minimum bowl dimension of 455 mm by 280 mm and 130 mm deep; and
- (c) provided with a combination single spout with hot and cold water outlets operated either electronically or by foot or thigh; and
- (d) provided with a liquid soap dispenser; and
- (e) provided with a single use napkin or roll dispenser.

Qld H109.13 Wash-up troughs and drying facilities

- (a) Wash-up trough facilities satisfy Qld H109 P10 where-
 - (i) a two bowl trough is provided with a dimension of at least 600 mm, front to back, and-
 - (A) is constructed of 1.2 mm thick stainless steel bonded to 17 mm waterproof ply; and
 - (B) has splashbacks against walls and kerbed edges elsewhere; and
 - (C) is mounted on *corrosion resistant* metal brackets or a stand; and
 - (ii) one bowl is at least 600 mm wide, 400 mm front to back, and the other bowl is at least 450 mm wide, 300 mm front to back, and both bowls are at least 300 mm deep; and
 - (iii) a liquid soap dispenser is provided; and
- (b) Drying facilities satisfy Qld H109 P10 where racks are provided for tray drying in accordance with Qld H109.14.

Qld H109.14 Storage facilities - racks, shelving, hooks and rails

Storage facilities satisfy Qld H109 P11 when the following are met:

- (a) Separate storage space, protected from excess moisture, must be provided for products that do not require chilling.
- (b) Storage racks must be provided for-
 - (i) clean trays; and
 - (ii) tray drying; and
 - (iii) trays of meat; and
 - (iv) parcel meat; and
 - (v) cartoned meat; and
 - (vi) appliances and utensils.
- (c) Where storage racks are exposed (not within a cupboard), they must be-
 - (i) at least 150 mm above the floor; and
 - (ii) not located above preparation benches or equipment; and
 - (iii) constructed of *corrosion resistant* material; and
 - (iv) open rail construction with the closest rail at least 40 mm clear of the wall.
- (d) Storage shelves must be provided for-
 - (i) salt; and
 - (ii) seasoning; and
 - (iii) meals; and
 - (iv) additives; and
 - (v) wrapping material.
- (e) Where storage shelves are exposed they must be-
 - (i) at least 150 mm above the floor; and
 - (ii) where above a bench or equipment, sealed against the wall; and
 - (iii) where not above a bench or equipment, either sealed against the wall or kept at least 40 mm clear; and

- (iv) constructed of *corrosion resistant* material including 30 mm thick, self supporting, acrylic, solid-grade melamine finished material, or having melamine finished laminated plastic to all surfaces (both sides and edges).
- (f) Rails of *corrosion resistant* material must be provided for hanging meat.

Qld H109.15 Service lines

Service lines satisfy Qld H109 P12 where they are-

- (a) built into walls; or
- (b) concealed in ducts; or
- (c) spaced off surfaces at least 25 mm by *corrosion resistant* brackets or clips and at least 150 mm off the floor.

Qld H109.16 Cold rooms

Facilities satisfy Qld H109 P13 where a chiller or cold room is-

- (a) able to store raw meat separate from meat ready for consumption; and
- (b) able to maintain a product temperature of not more the 5°C; and
- (c) provided with racks for meat containers and rails for hanging meat.

Qld H109.17 Freezer rooms

Facilities satisfy Qld H109 P14 where a freezer is-

- (a) able to maintain a product temperature of not more than -15°C; and
- (b) provided with racks for meat in containers.

Qld H109.18 Smoking facilities

Smoking facilities satisfy Qld H109 P15 where-

- (a) the room or unit is located such that movement of the smoked product across raw product production lines is minimised; and
- (b) if a unit, it has 304 grade stainless steel lining internally; and
- (c) if a room, it has 304 grade stainless steel lining to walls and ceiling, and the finish to the floor must be either
 - (i) 6 mm steel tread plate; or
 - (ii) stainless steel, 304 grade; or
 - (iii) epoxy coating in accordance with Qld H109.6(f)(iii); and
- (d) the doors are smoke proof; and
- (e) they are separately vented in accordance with AS 1668.2.

Qld H109.19 Brine facilities

Brine facilities satisfy Qld H109 P16 where-

- (a) the bench and steel supports are 316 grade stainless steel; and
- (b) the bench top is kerbed and has falls to discharge to a container; and
- (c) spraying or splashing in conjunction with pumping meat is confined by-
 - (i) walls lined with 316 grade stainless steel or ceramic tiles; or
 - (ii) canopies or shields of 316 grade stainless steel or fibreglass.

Qld H109.20 Display windows and cabinets

- (a) Display windows satisfy Qld H109 P17 where-
 - (i) they are mounted on an impervious plinth with a 75 mm minimum radius cove, or raised at least 150 mm above the floor on *corrosion resistant* legs or stands; and
 - (ii) they are provided with a condensate outlet directed to a floor waste; and
 - (iii) a load line is clearly indicated; and
 - (iv) they are capable of maintaining a product temperature of not more than 5°C.

- (b) Display cabinets satisfy Qld H109 P17 where-
 - (i) they are mounted on an impervious plinth with a 75 mm minimum radius cove, or raised at least 150 mm above the floor on *corrosion resistant* legs or stands; and
 - (ii) a load line is clearly indicated; and
 - (iii) they are capable of maintaining a product temperature of not more than 5°C; and
 - (iv) they comply with AS 1731.

Qld H109.21 Counters

A counter top satisfies Qld H109 P18 where-

- (a) it is constructed of high density fibreboard or compressed fibre cement and faced with-
 - (i) stainless steel; or
 - (ii) 1.2 mm thick premium grade plastic laminate with smooth easy clean surfaces to all faces and edges complying with AS 2924; or
 - (iii) fibreglass; or
 - (iv) ceramic tiles; or
 - (v) sealed granite; or
 - (vi) constructed of 12 mm thick acrylic solid surface material having joints in accordance with manufacturer's recommendations; and
- (b) the counter has-
 - (i) an impervious plinth with a 75 mm minimum radius cove, or raised at least 150 mm above the floor on *corrosion resistant* legs or stands; and
 - (ii) a counter flap, gate or chain separating the servery from the public space where the gap exceeds 600 mm.

Qld H109.22 Electrical fittings

Electrical fittings satisfy Qld H109 P19 where-

- (a) light fittings are-
 - (i) recessed flush with the ceiling or surface mounted; and
 - (ii) of non-shattering material or protected with shatterproof diffusers; and
 - (iii) water-proof "bulkhead" type for cold rooms; and
- (b) light switches and power outlets are-
 - (i) waterproof or provided with shields where liquid cleaning is carried out; and
 - (ii) *corrosion resistant*; and
- (c) fuse boxes are *corrosion resistant* and-
 - (i) located externally; or
 - (ii) built in flush with wall surface or wall mounted.

Qld H109.23 Surface finishes to internal walls and ceilings

- (a) Exposed non-prefinished internal surfaces satisfy Qld H109 P20 where they are-
 - (i) prepared and painted in accordance with manufacturer's recommendations; and
 - (ii) painted a light colour having a scrubbable finish in-
 - (A) epoxy paint; or
 - (B) polyurethane paint; or
 - (C) alkyd resin based paint; or
 - (D) washable acrylic paint.
- (b) Exposed prefinished internal surfaces satisfy Qld H109 P20 where they have a light colour having a scrubbable finish.

**Qld H109.23 Expl.
Info. inserted by
Amdt No.7**

Explanatory Information

Alternative Solutions to the *Deemed-to-Satisfy Provisions* contained in Qld H109 may be approved by the chief executive administering the Meat Industry Act 1993 as a concurrence agency under the Integrated Planning Act 1997.

QLD Part H110
inserted by Amdt
No. 8

Add Qld Part H110 as follows:

QLD PART H110 PRIVATE HEALTH FACILITIES

OBJECTIVE

Qld H110 O1 The *Objective* of this Part is to facilitate the safety and care of patients, and the safety of staff and the public in private health facilities.

Application

Qld H110 O1 is applicable to private hospitals and day hospitals required to be licenced under the Queensland Private Health Facilities Act 1999.

PERFORMANCE REQUIREMENT

Qld H110 P1 A private health facilities building is to be constructed and provided with facilities to enable the safety and care of patients, and the safety of staff and the public in accordance with the performance criteria contained in the Queensland Development Code, Part A7.

Application

Qld H110 P1 is applicable to private hospitals and day hospitals required to be licenced under the Queensland Private Health Facilities Act 1999.

DEEMED-TO-SATISFY PROVISIONS

Qld H110.0 Application of Part

This Part is applicable to private hospitals and day hospitals required to be licenced under the Queensland Private Health Facilities Act 1999.

Amdt 11

Qld H110.1 Deemed-to-Satisfy Provision

Performance Requirement Qld H110 P1 is satisfied by complying with the acceptable solutions of the Queensland Development Code, Part A7.

Explanatory Information

Alternative Solutions to the *Deemed-to-Satisfy Provisions* contained in Qld H110.1 may be approved by the chief health officer of the Queensland Department of Health as a concurrence agency under the Integrated Planning Act 1997.

APPENDIX**Amdt 11**

SOUTH AUSTRALIA**INTRODUCTION**

This Appendix contains variations and additions to the BCA provisions which are considered necessary for the effective application of the Code in South Australia.

These variations and additions are to be treated as amendments to the BCA and apply to the construction or alteration of all buildings requiring approval under the Development Act and Regulations 1993.

SOUTH AUSTRALIA - BCA APPENDIX

CONTENTS

This Appendix contains the BCA provisions that have been varied and additional provisions for application in South Australia as follows:

A - GENERAL PROVISIONS

SA Specification A1.3

Standards Adopted by Reference

D - ACCESS AND EGRESS

SA D3.1 Application of Part

SA Table D3.2 Requirements for Access for People with Disabilities

SA D3.4 Concessions

E - SERVICES AND EQUIPMENT

SA E1.3 Fire hydrants

SA E1.4 * * * * *

F - HEALTH AND AMENITY

SA FP1.5, SA FP 1.6 and SA FP1.8

Performance Requirements

SA F1.0 Deemed-to-Satisfy Provisions

SA F1.7 Water proofing of wet areas in buildings

SA F1.9 Damp-proofing

SA F1.10 Damp-proofing of floors on the ground

SA F1.11 Provision of floor wastes

SA F2.3 Facilities for Class 3 to 9 buildings

SA Table F2.3 Sanitary Facilities in Class 9b School Buildings

SA F2.4 Facilities for people with disabilities

SA Table F2.4 Sanitary Facilities for people with disabilities

G - ANCILLARY PROVISIONS

- SA GF1.4 Functional Statement
- SA GP1.5 Performance Requirement
- SA G1.0 Deemed-to-Satisfy Provisions
- SA G1.1 Swimming pools
- SA G5.3 Additional Protection

SA Part G7 ACCESS FOR MAINTENANCE

- SA GO7 Objective
- SA GF7.1 and SA GF7.2
Functional Statements
- SA GP7.1 and SA GP7.2
Performance Requirements
- SA G7.0 Deemed-to-Satisfy Provisions
- SA G7.1 Application of Part
- SA G7.2 Access for window cleaning
- SA G7.3 Access for inspection and maintenance between buildings

SA Part G8 MISCELLANEOUS PROVISIONS

- SA GO8 Objective
- SA GF8.1 Functional Statement
- SA GP8.1 Performance Requirement
- SA G8.0 Deemed-to-Satisfy Provisions
- SA G8.1 Application of Part
- SA G8.2 Attachments to buildings

H - SPECIAL USE BUILDINGS**SA Part H2 BULK GRAIN STORAGE FACILITIES**

- SA H2.1 Application of Part
- SA H2.2 Concessions for bulk grain storage facilities

I - MAINTENANCE

- SA I1.0 Deemed-to-Satisfy Provisions
- SA I1.1 Safety installations

SECTION A GENERAL PROVISIONS

PART A1 INTERPRETATION

SA Table 1
amended by
Amdt No. 10

Insert in Table 1 of Specification A1.3 additional standards as follows:

SA Specification A1.3 STANDARDS ADOPTED BY REFERENCE

Amdt 11

SA Table 1 SCHEDULE OF REFERENCED DOCUMENTS			
No	Date	Title	BCA clause(s)
AS/NZS 1891		Industrial fall-arrest systems and devices	
Part 4	2000	Selection, use and maintenance	SA G7.2
AS 1926		Swimming pool safety	
Part 3	1993	Water reticulation and filtration systems	SA G1.1(c)
		* * * * *	
Minister's Specifications			
SA F1.7	1998	Water proofing of wet areas in buildings	SA F1.7, SA F1.11
SA H2.2	1997	Construction of bulk grain storage facilities	SA H2.2
SA 76	1995	Maintenance and testing of safety installations. Schedule of essential safety provisions	SA I1.1

SECTION D ACCESS AND EGRESS

PART D3 ACCESS FOR PEOPLE WITH DISABILITIES

Delete D3.1 and substitute:

SA D3.1 Application of Part

This Part applies to all Class 3, 5, 6, 7, 8, 9 and 10a buildings and to certain Class 2 buildings where expressly referred to.

Insert in Table D3.2 the following:

SA Table D3.2 Access to buildings

SA Table D3.2	
REQUIREMENTS FOR ACCESS FOR PEOPLE WITH DISABILITIES	
Class of building	Provision for access
Class 2	
Whenever 20 or more <i>sole-occupancy units</i> of Class 2 are constructed on a <i>site</i>	To and within one <i>sole-occupancy unit</i> or 5% of the <i>sole-occupancy units</i> , whichever is the greater

Add SA D3.4(e) as follows:

SA D3.4 Concessions

- (e) the whole of a Class 5, 6, 7 and 8 building if one or more *storeys* in the building is provided with access facilities as specified in Table D3.2, and parts of those *storeys* are approved for the purpose of a disabled person having business in that building.

SA D3.4 amended by Amdt No. 4

SECTION E SERVICES AND EQUIPMENT

PART E1 FIRE FIGHTING EQUIPMENT

Delete E1.3(b)(iii)(C) and insert SA E1.3(b)(iii)(C) as follows:

SA E1.3 Fire hydrants

- (b) (iii) (C) if connected to a reticulated water supply and installed in a building not greater than 25 m in *effective height*, one pump driven by-
 - (aa) a compression ignition engine; or
 - (bb) an electric motor supplied from an emergency power generator; or
 - (cc) an electric motor connected to two completely independent power sources through an automatic change-over facility,
 except that Class 2, 3, 5 and 9 buildings of not more than 2 000 m² *fire compartments* and up to 12.5 m *effective height* may be served by a booster for use by the attending Fire Authorities; and

SA E1.4 deleted
by Amdt No. 10

* * * * *

SECTION F HEALTH AND AMENITY

PART F1 DAMP AND WEATHERPROOFING

Delete FP1.5 and add SA FP1.5 as follows:

PERFORMANCE REQUIREMENTS

SA FP1.5
replaced by Amdt
No. 1

- SA FP1.5**
- (a) Moisture from the ground must be prevented from causing-
 - (i) undue dampness or deterioration of building elements; and
 - (ii) unhealthy or dangerous conditions, or loss of amenity for occupants.
 - (b) Barriers installed to prevent transfer of moisture from the ground must have-
 - (i) high resistance to moisture penetration; and
 - (ii) high resistance to damage during construction; and
 - (iii) high resistance to degradation by dissolved salts.

Amdt 11

Delete FP1.6 add SA FP1.6 as follows:

SA FP1.6 Accidental water overflow from a bathroom, laundry facility or the like must be prevented from penetrating to adjoining rooms or spaces.

After FP1.7 add SA FP1.8 as follows:

SA FP1.8 In laundries, bathrooms or rooms containing shower facilities the floors must be installed in a manner that will prevent accumulation of surface water which could create unhealthy or hazardous conditions.

Delete F1.0(b) and add SA F1.0(b) as follows:

SA F1.0 Deemed-to-Satisfy Provisions

(b) With the exception of (a), *Performance Requirements* FP1.1 to FP1.4, SA FP1.5, SA FP1.6, FP1.7 and SA FP1.8 are satisfied by complying with F1.1 to F1.6, SA F1.7, SA F1.9 to SA F1.11, F1.12 and F1.13.

SA F1.0 amended
by Amdt No. 9

Delete F1.7 and insert SA F1.7 as follows:

SA F1.7 Water proofing of wet areas in buildings

Water-proofing of wet areas in buildings must comply with Minister's Specification SA F1.7.

Delete F1.9(b) and insert SA F1.9(b) as follows:

SA F1.9 Damp-proofing

(b) Damp-proof courses must exhibit long term resistance to degradation by dissolved salts in groundwater and consist of-

- (i) embossed black polyethylene film meeting the requirements of clause 7.6 of AS/NZS 2904; or
- (ii) polyethylene coated aluminium meeting the requirements of clause 7.4 of AS/NZS 2904; or
- (iii) bitumen impregnated materials of not less than 2.5 mm thickness, meeting the requirements of clause 7.5 of AS/NZS 2904, when used in walls not higher than 7.8 m above the level of the damp-proof course.

Delete F1.10 and insert SA F1.10 as follows:

SA F1.10 Damp-proofing of floors on the ground

- (a) If a floor of a room is laid on the ground or on fill, a damp-proofing membrane complying with Section 5.3.3 of AS 2870 must be installed.
- (b) A damp-proofing membrane need not be provided if-
 - (i) weatherproofing is not *required*; or
 - (ii) the floor is the base of a stair, lift or similar *shaft* which is adequately drained by gravitation or mechanical means.

Delete F1.11 and insert SA F1.11 as follows:

SA F1.11 Provision of floor wastes

Grading and draining of wet area floors must comply with Minister's Specification SA F1.7.

PART F2 SANITARY AND OTHER FACILITIES

Delete F2.3(a) and insert SA F2.3(a) as follows:

SA F2.3 Facilities for Class 3 to 9 buildings

- (a) Sanitary facilities must be provided-
 - (i) for Class 3, 5, 6, 7, 8 and 9 buildings in accordance with Table F2.3, with the exception of Class 9b *schools*; and

(ii) for Class 9b *schools* in accordance with SA Table F2.3.

Vary Table F2.3 by deleting section 9b-*Schools* and replacing it with the following:

SA Table F2.3 SANITARY FACILITIES IN CLASS 3, 5, 6, 7, 8 AND 9 BUILDINGS												
Class of Building	User	Max Number Served by										
		Closet Fixture(s)				Urinal(s)			Washbasin(s)			
		1	2	Each Extra-up to 100	Each Extra-over 100	1	2	Each Extra	1	2	Each Extra	
9b- <i>Schools, not being primary or secondary schools</i>	Employees											
	Males	20	40	20	20	20	45	30	30	60	30	
	Females	5	20	15	15				30	60	30	
	Students											
	Males	30	70	70	70	30	70	35	20	40	40	
	Females	10	20	20	20				20	40	40	
9b- <i>schools being primary and secondary schools</i>	Employees											
	Males	10	30	20		10	30	20	15	30	20	
	Females	6	15	10					15	30	20	
	Students											
	Males	20	50	50	100	10	50	100	10	50	75	
	Females	10	25	25	50				10	50	75	

Add the following notes to Table F2.3 and SA Table F2.3:

Additional NOTES to Table F2.3 and SA Table F2.3:

A unisex facility shall comprise of one closet pan, one washbasin and means of disposal of sanitary towels.

Buildings of more than one *storey* - in a building of more than one *storey*-

(a) where more than 50 persons are employed in a single *storey*, sanitary facilities must be provided on that *storey*.

(b) sanitary facilities must not be more than one *storey* away from any work area.

Other facilities - Occupational Health, Safety & Welfare Regulations require that showers and changing facilities be provided in some work places, depending on the nature of the work and working conditions of the employees.

Amdt 11

SA F2.4 inserted by Amdt No. 2

Delete F2.4(a)(i) and insert SA F2.4(a)(i) as follows:

SA F2.4 Facilities for people with disabilities

- (a) Sanitary facilities must be provided in accordance with SA Table 2.4 for-
 - (i) every Class 2, 3, 5, 6, 7, 8 and 9 building that is *required* by the *Deemed-to-Satisfy Provisions* of Part D3 to be *accessible* to people with disabilities and may be calculated as part of the number of facilities *required* by Table F2.3; and

SA Table F2.4 inserted by Amdt No. 2

Delete Section of Table F2.4 referring to Class 3 buildings and insert SA Table F2.4 as follows:

SA Table F2.4 SANITARY FACILITIES FOR PEOPLE WITH DISABILITIES	
Class of building	Minimum facility for use by people with disabilities
Classes 2 and 3 - In every <i>sole-occupancy unit</i> to which access for people with disabilities is <i>required</i>	(a) One closet pan and washbasin; and (b) one shower.

SECTION G ANCILLARY PROVISIONS

PART G1 MINOR STRUCTURES AND COMPONENTS

After GF1.3 add SA GF1.4 as follows:

FUNCTIONAL STATEMENT

SA GF1.4 A *swimming pool* must not allow a young child to be trapped or injured due to suction by pump intakes.

After GP1.4 add SA GP1.5 as follows:

Amdt 11

PERFORMANCE REQUIREMENT

SA GP1.5 Pump intakes to *swimming pools* must incorporate safety protection measures to prevent injury to a young child due to entrapment by suction.

Delete G1.0(b) and insert SA G1.0(b) as follows:

SA G1.0 Deemed-to-Satisfy Provisions

(b) *Performance Requirements* GP1.2 to GP1.4 and SA GP1.5 are satisfied by complying with G1.1 and G1.2.

After G1.1(b) insert SA G1.1(c) as follows:

SA G1.1 Swimming pools

(c) **Pump Intakes:** A *swimming pool* water recirculation and filtration system must comply with AS 1926.3 and have at least 2 pump intakes not less than 800 mm apart.

PART G5 CONSTRUCTION IN BUSHFIRE PRONE AREAS

SA Part G5
amended by
Amdt No. 9

Add SA G5.3 as follows:

SA G5.3 Additional Protection

Additional bushfire protection shall be provided in medium, high and extreme attack categories (as determined from AS 3959) as follows:

- (a) A framed floor, the underside of which is greater than 600 mm above ground level shall have the sub-floor space completely protected by-
- (i) a wall complying with AS 3959; or
 - (ii) a *non-combustible* sheet material; or
 - (iii) a vertical *non-combustible* sheet material that extends around the perimeter of the floor from the underside of the lowest framing member to ground level; and
 - (iv) if fibre reinforced sheets are used as a *non-combustible* sheet material they must have a minimum thickness of 6 mm.
- (b) Wall cladding of *non-combustible* material or fire-retardant timber shall be provided within 400 mm of finished ground level, paving level or any balcony or deck with solid flooring.

- (c) Penetrations through the roof cladding of vent pipes and the like shall be sealed with a *non-combustible* collar or fire-retardant sealant.
- (d) Where a garage, carport, verandah or similar structure is attached to or shares a common roof space with a building *required* to comply with AS 3959, it must also comply with AS 3959.

Add SA Part G7 as follows:

SA PART G7 ACCESS FOR MAINTENANCE

OBJECTIVE

- SA G07** The *Objectives* of this Part are-
- (a) to safeguard people from injury while cleaning *windows*; and
 - (b) to safeguard people from injury or illness resulting from the creation of hazardous spaces between buildings.

FUNCTIONAL STATEMENTS

- SA GF7.1** A building is to provide people with safe conditions for carrying out *window* cleaning operations.
- SA GF7.2** The space between buildings must not allow hazardous conditions to arise due to accumulation of rubbish that cannot readily be removed.

PERFORMANCE REQUIREMENTS

- SA GP7.1** Where any part of a *window* in a building is more than 5.5 m above ground level, provision must be made for safe access to the external surface of the *window* for minor maintenance and cleaning.
- SA GP7.2** The space between buildings must be sufficient to allow access for inspection and maintenance, to avoid hazardous conditions arising due to accumulation of rubbish that could-

- (a) bridge termite barriers; or
- (b) harbour vermin; or
- (c) create a *fire hazard*.

SA G7.0 Deemed-to-Satisfy Provisions

Performance Requirements SA GP7.1 and SA GP7.2 are satisfied by complying with SA G7.1 to SA G7.3.

SA G7.1 Application of Part

The following provisions apply to Class 2 to 9 buildings.

SA G7.2 Access for window cleaning

Where any part of a *window* in a building is more than 5.5 m above ground level, access to the external surface of the *window* for minor maintenance and cleaning must be provided. Any of the following methods are acceptable-

- (a) by means of a moveable gantry; or
- (b) by means of reversible pivoting sashes, each of which has catches that secure the sash in either the normal or reversed position and give visual indication that the *window* is secure, provided that where a *window* sill is less than 900 mm above floor level, safety anchorages are provided; or
- (c) by means of safety harness, having all anchorages-
 - (i) designed and installed in accordance with AS/NZS 1891.4; and
 - (ii) constructed of approved corrosion resistant metal; or
- (d) by means of opening sashes, in which case the maximum reach to the farthest part of the *window* must not exceed 500 mm upwards or 1 m sideways or downwards and provided that where the *window* sill is less than 900 mm above floor level, safety anchorages are provided.

**SA G7.2 amended
by Amdt No. 10**

Amdt 11

SA G7.3 Access for inspection and maintenance between buildings

Every part of an *external wall* of a building must be not less than 600 mm from-

- (a) the *external wall* of any other building on the same allotment, unless the two buildings are abutting; or
- (b) any boundary of the allotment, unless that wall is on or abutting that boundary,

unless the space between external columns is not infilled.

Add SA Part G8 as follows:

SA PART G8 MISCELLANEOUS PROVISIONS

OBJECTIVE

SA GO8 The *Objective* of this Part is to safeguard people from injury resulting from hazardous conditions being created by building attachments.

FUNCTIONAL STATEMENT

SA GF8.1 A building is to be provided with safeguards to prevent a building attachment-

- (a) collapsing; and
- (b) creating hazardous conditions by its water run-off; and
- (c) affecting adjacent road safety conditions by its projection; and
- (d) creating a *fire hazard* above a street.

PERFORMANCE REQUIREMENT

- SA GP8.1** An attachment to a building must incorporate features that will-
- (a) protect it against corrosion; and
 - (b) collect and discharge its rainwater run-off safely; and
 - (c) prevent its projection affecting adjacent road safety conditions or pedestrian traffic; and
 - (d) provide resistance to the spread of fire if it overhangs a street boundary,
- to a degree necessary to avoid creating hazardous conditions that may cause injury to people passing below or driving past.

SA G8.0 Deemed-to-Satisfy Provisions

Performance Requirement SA GP8.1 is satisfied by complying with SA G8.1 and SA G8.2.

SA G8.1 Application of Part

The following provisions apply to Class 2 to 9 buildings.

SA G8.2 Attachments to buildings

- (a) An attachment to a building that is in the nature of a balcony or awning, bridge, gangway, hoarding or trade sign, sky sign, mast, flagpole, tower, aerial or antenna, lantern, cathead, crane, chimney, flue or duct, or an installation for cleaning and maintenance access must-
 - (i) have all metal parts of corrosion resistant metal, or other metal suitably protected;
 - (ii) not overhang any street boundary at a height less than 2.5 m above the footpath, or 4 m above the roadway; and
 - (iii) be provided with drainage to prevent rainwater or condensate falling onto or running across the footpath, unless either it is a retractable awning in the nature of a sun blind, or unless the total catchment area for run-off is less than 1.5 m².

**G8.2(a)(ii)
amended by
Amdt No. 1**

Amdt 11

- (b) A balcony or awning that overhangs a street boundary-
- (i) must not extend closer than 450 mm to the kerb of the roadway; and
 - (ii) must be constructed of *non-combustible* or fire-retardant materials throughout, except that timber battens may be used to support the soffit lining.

SECTION H SPECIAL USE BUILDINGS

SA Part H2
inserted by Amdt
No. 1

SA PART H2 BULK GRAIN STORAGE FACILITIES

SA H2.1 Application of Part

This Part applies to certain Class 7 buildings erected for commercial bulk handling and storage of granular materials such as grain, ore, or the like, where only a small number of occupants are present at one time.

SA H2.2 amended
by Amdt No. 2

SA H2.2 Concessions for bulk grain storage facilities

Compliance with Minister's Specification SA H2.2 - "Construction of bulk grain storage facilities" is deemed-to-satisfy the *Performance Requirements* of Sections C, D, E and F, as applicable, for cell type silos and large grain storage and handling sheds.

SECTION I MAINTENANCE

PART I1 EQUIPMENT AND SAFETY INSTALLATIONS

Delete I1.0 and insert SA I1.0 as follows:

SA I1.0 Deemed-to-Satisfy Provisions

SA I1.0 inserted
by Amdt No. 5

Performance Requirement IP1.1 is satisfied by complying with SA I1.1 and I1.2.

Delete I1.1 and insert SA I1.1 as follows:

SA I1.1 Safety installations

- (a) Safety installations in buildings must be adequately maintained.
- (b) Regulation 76 of the Development Act 1993 sets out requirements for the maintenance of Essential Safety Provisions in buildings.
- (c) Compliance with Minister's Specification SA 76 is deemed-to-satisfy (a).

SA I1.1(a)
amended by
Amdt No. 5

SA I1.1(c)
amended by
Amdt No. 2

Amdt 11

APPENDIX

Amdt 11

TASMANIA

INTRODUCTION

The Tasmania BCA Appendix includes variations from the requirements of the 1996 edition of the Building Code of Australia (BCA) and additional requirements resulting from the consolidation in Tasmania of all building-related regulations into the BCA.

The variations from the requirements of the BCA apply to the construction or alteration of all buildings in Tasmania and the extra requirements apply to all workplaces and special-use buildings.

TASMANIA - BCA APPENDIX

CONTENTS

This Appendix contains the BCA provisions that have been varied and additional provisions for application in Tasmania as follows:

A - GENERAL PROVISIONS

Tas Specification A1.3
Standards Adopted by Reference

E - SERVICES AND EQUIPMENT

Tas EO1 Objective
Tas EF1.2 Functional Statements
Tas EF1.2 Performance Requirements
Tas E1.0 Deemed-to-Satisfy Provisions
Tas E1.101 Fire detection and alarm system

F - HEALTH AND AMENITY

Tas F2.101 Non-flushed urinals
Tas F2.102 Installation of closet fixtures
Tas F4.101 Fixed natural ventilation

G - ANCILLARY PROVISIONS

Tas G01 Objective
Tas GF1.4 to GF1.6
Functional Statements
Tas GP1.5 to GP1.9
Performance Requirements
Tas G1.0 Deemed-to-Satisfy Provisions
Tas G1.1 Swimming pools

Tas Part G101 PROJECTIONS OVER WAYS

Tas G101.1 Construction and location of projections over ways
Tas G101.2 Protection of ways

H - SPECIAL USE BUILDINGS

Objectives

Tas Part H101 WORKPLACES

- Tas H101.1 Application of Part
- Tas H101.2 Floor area
- Tas H101.3 Floor surfaces
- Tas H101.4 Floor drainage
- Tas H101.5 Floor covering
- Tas H101.6 Overhead clearance
- Tas H101.7 Lighting
- Tas H101.8 Ventilation
- Tas H101.9 Toilet facilities
- Tas H101.10 Hand washing facilities
- Tas H101.11 Shower facilities
- Tas H101.12 Change rooms
- Tas H101.13 Dining rooms
- Tas H101.14 Rest rooms
- Tas H101.15 First aid and health
- Tas H101.16 Doors

Tas Part H102 FOOD PREMISES

- Tas H102 O1 Objective
- Tas H102 F1 Functional Statement
- Tas H102 P1 to H102 P12
Performance requirements
- Tas H102.0 Application of Part
- Tas H102.1 Deemed-to-Satisfy Provisions
- Tas H102.2 General requirements
- Tas H102.3 Pests and contaminants
- Tas H102.4 Drains and pipes
- Tas H102.5 Offensive material and trade waste
- Tas H102.6 Ventilation
- Tas H102.7 Lighting

Tas H102.8	Floors, walls and ceilings
Tas H102.9	Separation of work place
Tas H102.10	Washbasins
Tas H102.11	Sinks
Tas H102.12	Installation of equipment and fittings
Tas H102.13	Storage of materials and equipment
Tas H102.14	Food store
Tas H102.15	Meat premises
Tas H102.16	Dairy produce
Tas H102.17	Refrigerated and cooling chambers
Tas Part H103	DINING ROOMS AND BAR ROOMS
Tas H103.1	Application of Part
Tas H103.2	Number of persons accommodated
Tas H103.3	* * * * *
Tas H103.4	Sanitary facilities
Tas H103.5	Insect proofing
Tas H103.6	Separation from other areas
Tas Part H104	BOTTLE SHOPS AT LICENSED PREMISES
Tas H104.1	Application of Part
Tas H104.2	Drive-in bottle shops
Tas Part H105	ACCOMMODATION FACILITIES
Tas H105.1	Application of Part
Tas H105.2	Definitions
Tas H105.3	Floor area of bedrooms and dormitories
Tas H105.4	Eating areas
Tas H105.5	Cooking areas
Tas H105.6	Sanitary facilities in suites and units
Tas H105.7	Sanitary facilities in individual caravan sites
Tas H105.8	Communal sanitary facilities
Tas H105.9	Location of facilities
Tas H105.10	Doors and windows on communal facilities
Tas H105.11	Laundry facilities

- Tas H105.12 Floors of sanitary facilities and laundry facilities
- Tas H105.13 Insect proofing
- Tas H105.14 Doors on accommodation facilities

Tas Part H106 MEAT PREMISES

- Tas H106.1 Application of Part
- Tas H106.2 Premises Processing Animals
- Tas H106.3 Premises Processing Meat

Tas Part H107 FARM DAIRY PREMISES

- Tas H107.1 Application of this Part
- Tas H107.2 Milking Sheds and Holding Yards
- Tas H107.3 Milk Receiving Area and Milk Storage Room
- Tas H107.4 Water supply

Tas Part H108 PHARMACIES

- Tas H108.1 Application of Part
- Tas H108.2 Definition
- Tas H108.3 Pharmacy premises
- Tas H108.4 Dispensary
- Tas H108.5 Security of dispensary

Tas Part H109 HOSPITALS AND NURSING HOMES

- Tas H109.1 Application of Part
- Tas H109.2 Floor area of wards and bedrooms
- Tas H109.3 Floors and walls
- Tas H109.4 Grab rails and handrails
- Tas H109.5 Insect proofing
- Tas H109.6 Water temperature

Tas Part H110 PREMISES USED FOR ACTIVITIES INVOLVING SKIN PENETRATION

- Tas H110.1 Application of Part
- Tas H110.2 Sanitary facilities
- Tas H110.3 Washbasins

Tas Part H111	DENTAL SURGERIES AND CHIROPRACTORS' PREMISES
Tas H111.1	Application of Part
Tas H111.2	Waiting room
Tas H111.3	Floor, walls and ceiling
Tas H111.4	Disposal of liquid wastes
Tas Part H112	MORTUARIES
Tas H112.1	Application of Part
Tas H112.2	Layout of mortuary
Tas H112.3	Construction of body preparation room
Tas H112.4	Water supply and sewerage
Tas Part H113	FOUNDRIES
Tas H113.1	Application of Part
Tas H113.2	General
Tas H113.3	Cupola charging platform
Tas H113.4	Deep moulds and pits
Tas H113.5	Pot furnaces
Tas Part H114	PREMISES FOR MANUFACTURE OR PROCESSING OF GLASS REINFORCED PLASTICS
Tas H114.1	Application of Part
Tas H114.2	Separation from other buildings
Tas H114.3	Rise in storeys
Tas H114.4	Maximum floor areas
Tas H114.5	Required exits
Tas H114.6	Hand laminating and spray depositing
Tas H114.7	Ventilation
Tas H114.8	Smoke and heat roof vents

Tas Part H115	PREMISES FOR PRODUCTION OR PROCESSING OF ISOCYANATES
Tas H115.1	Application of Part
Tas H115.2	Areas of workplaces
Tas H115.3	Separation from other areas and buildings
Tas H115.4	Rise in storeys
Tas H115.5	Maximum floor areas
Tas H115.6	Required exits
Tas H115.7	Bulk store for polyols and isocyanates
Tas H115.8	Curing rooms
Tas Part H116	PREMISES FOR ELECTRO-PLATING, ELECTRO-POLISHING, ANODISING OR ETCHING
Tas H116.1	Application of Part
Tas H116.2	Floors
Tas H116.3	Height of plating area
Tas H116.4	Air space
Tas H116.5	Ceiling construction
Tas Part H117	PREMISES FOR LEAD PROCESSING
Tas H117.1	Application of Part
Tas H117.2	Floors
Tas H117.3	Height of lead processing areas
Tas H117.4	Air space and floor space
Tas H117.5	Interior of lead processing areas
Tas H117.6	Dust collection
Tas H117.7	Isolation of certain processes
Tas H117.8	Drying room shelves
Tas H117.9	Washing facilities
Tas H117.10	Change rooms

Tas Part H118	BOOTHS FOR SPRAY PAINTING OR SPRAY COATING
Tas H118.1	Application of Part
Tas H118.2	Design and construction of booths
Tas Part H119	ELECTRICITY DISTRIBUTION SUBSTATIONS
Tas H119.1	Application of Part
Tas H119.2	Building-type substations
Tas Part H120	PREMISES FOR STORAGE OF DANGEROUS GOODS
Tas H120.1	Application of Part
Tas H120.2	Interpretation
Tas H120.3	Class of dangerous goods
Tas H120.4	Premises for storage of dangerous goods
Tas H120.5	Workrooms
Tas H120.6	Exits
Tas H120.7	Explosion vents
Tas H120.8	Spill collection bunds
Tas H120.9	Electrical equipment
Tas Part H121	HAIRDRESSERS' PREMISES
Tas H121.1	Application of Part
Tas H121.2	Size of operating section
Tas H121.3	Premises in a residence
Tas H121.4	Sanitary facilities

SECTION A GENERAL PROVISIONS

PART A1 GENERAL PROVISIONS

Tas Specification A1.3

STANDARDS ADOPTED BY REFERENCE

Insert in Table 1 the following:

TAS Table 1 SCHEDULE OF REFERENCED DOCUMENTS				
	No.	Date	Title	BCA Clause(s)
Amdt No. 9	AS 1187	1996	Refrigerated bulk milk tanks	Tas H107.3
Amdt No. 8	AS/NZS 1596	1997	Storage and handling of LP Gas Amdt 1, April 1999	Tas H120.4
Amdt No. 9	AS 1657	1992	Fixed platforms, walkways, stairways and ladders - Design, construction and installation	Tas H113.3
Amdt No. 9	AS/NZS 1668		The use of ventilation and air-conditioning in buildings	
Amdt No. 9	Part 1	1998	Fire and smoke control in multi-compartment buildings	Tas H102.6
Amdt No. 9	AS 1668		The use of mechanical ventilation and air-conditioning in buildings	
Amdt No. 9	Part 2	1991	Mechanical ventilation for acceptable indoor-air quality	Tas H102.6
Amdt No. 9	AS/NZS 1680		Interior lighting	Tas H101.7, Tas H102.7
Amdt No. 9	Part 2.4	1997	Industrial tasks and processes Amdt 1, Sept. 1998	
Amdt No. 9	Part 2.5	1997	Hospitals and medical tasks	
Amdt No. 9	AS 1680		Interior lighting	Tas H101.7 Tas H102.7
Amdt No. 9	Part 1	1990	General principles and recommendations Amdt 1, June 1993	
Amdt No. 9	Part 2.1	1993	Circulation spaces and other general areas	
Amdt No. 9	Part 2.2	1994	Office and screen based tasks	
Amdt No. 9	Part 2.3	1994	Education and training facilities	

TAS Table 1			
SCHEDULE OF REFERENCED DOCUMENTS			
No.	Date	Title	BCA Clause(s)
AS 1926		Swimming pool safety	
	Part 3 1993	Water reticulation and filtration systems	Tas G1.1
AS 1940	1993	The storage and handling of flammable and combustible liquids	Tas H120.4
AS 2022	1983	Anhydrous ammonia- storage and handling. Amdt 1, Jan 1985 * * * * *	Tas H120.4
Amdt No. 1			
AS 2381		Electrical equipment for explosive atmospheres - Selection, installation and maintenance	Tas H120.9
	Part 1 1991	General requirements Amdt 1 April 1992 Amdt 2 July 1993	
Amdt No. 4	Part 2 1993	Flameproof enclosure d Amdt 1, June 1995	
	Part 6 1993	Increased safety e	
Amdt No. 2	Part 7 1989	Intrinsic safety i	
	Part 10 1995	Equipment and combustible dust (Class 11) areas	
AS 2430		Classification of hazardous areas	Tas H120.5
	Part 1 1987	Explosive gas atmospheres	
	Part 2 1986	Combustible dusts	
	Part 3 1991	Specific occupancies	
Amdt No. 6	AS 2507	1998 The storage and handling of pesticides	Tas H120.4
	AS 2714	1993 The storage and handling of hazardous chemical materials - Class 5.2 substances - Organic peroxides	Tas H120.4
	AS 2927	1987 The storage and handling of liquefied chlorine gas Amdt 1, June 1988	Tas H120.4
Amdt No. 1	AS 3780	1994 Storage and handling of corrosive substances	Tas H120.4

Amdt 11

TAS Table 1 SCHEDULE OF REFERENCED DOCUMENTS (Continued)				
No.	Date	Title	BCA Clause(s)	
Amdt No. 8	AS/NZS 4114	Spray painting booths		
	Part 1	1995	Design, construction and testing	Tas H118.2
Amdt No. 2	AS 4460	1997	Construction of premises processing meat for human consumption	Tas H106.3
Amdt No. 2	AS 4462	1997	Construction of premises processing animals for human consumption	Tas H106.2
Amdt No. 6	AS 4464	1998	Hygienic production of game meat for human consumption	Tas H106.3
Amdt No. 6	AS 4465	1998	Hygienic production of poultry meat for human consumption	Tas H106.3
Amdt No. 6	AS 4466	1998	Hygienic production of rabbit meat for human consumption	Tas H106.3
Amdt No. 2			* * * * *	
Amdt No. 2			* * * * *	
			Export Control (Processes Food) Orders	Tas H102.16
			HEC Substation Design and Construction Manual	Tas H119.1, Tas H119.2

Amdt 11

SECTION E SERVICES AND EQUIPMENT

PART E1 FIRE FIGHTING EQUIPMENT

After EO1(c) insert *Objective* Tas EO1(d) as follows:

OBJECTIVES

Tas EO1

(d) limit property and environmental damage caused by a fire.

EO1 amended by
Amdt No. 4

After EF1.1 insert *Functional Statement* Tas EF1.2 as follows:

FUNCTIONAL STATEMENTS

Tas EF1.2

A building is to be provided with a system to alert the *fire brigade* of a fire in the building.

After EP1.6 insert *Performance Requirement* Tas EP1.7 as follows:

PERFORMANCE REQUIREMENTS

- Tas EP1.7** An *automatic* fire detection system must be installed to alert the *fire brigade* of fire so that fire fighting operations may be undertaken at the earliest possible time appropriate to-
- (a) the building functions and use; and
 - (b) the *fire hazard*; and
 - (c) the height of the building; and
 - (d) the building *floor area*.

Limitation:

Tas EO1(d), Tas EF1.2 and Tas EP1.7 only applies to:

- (a) a Class 5 building or Class 6 building having an aggregate *floor area* of more than 1000 m²; and
- (b) a Class 7 building having a *floor area* of more than 1000 m² in which furniture is stored; and
- (c) a Class 8 building which is a special *fire hazard* building and in which more than 25 persons are employed; and
- (d) a Class 9b building which is a *school* or *early childhood centre* or a creche which-
 - (A) is of more than 1 *storey*; or
 - (B) has a *storey* with a *floor area* more than 500 m²; and
- (e) a Class 9b building which is a theatre.

Limitation to EP1.7 amended by Amdt No. 6

Amdt 11

Delete E1.0 and insert Tas E1.0 as follows:

Tas E1.0 Deemed-to-Satisfy Provisions

Performance Requirements EP1.1 to EP 1.6 and Tas EP1.7 are satisfied by complying with E1.1 to E1.10 and Tas E1.101.

After E1.10 insert Tas E1.101 as follows:

Tas E1.101 Fire detection and alarm system

An *automatic* fire detection and alarm system must comply with Clauses 4 and 7 of Specification E2.2a.

SECTION F HEALTH AND AMENITY

PART F2 SANITARY FACILITIES

After F2.8 insert Tas F2.101 as follows:

Tas F2.101 Non-flushed urinals

Non-flushed urinals not connected to a sewerage system must comply with Tas F2.102.

After Tas F2.101 insert Tas F2.102 as follows:

Tas F2.102 Installation of Closet Fixtures

- (a) If a sufficient sewerage system is not available, an authorised alternative means of disposal of sewage, may be installed.
- (b) If sanitary facilities are not water-flushed, the following provisions apply:
 - (i) A pit latrine, an incinerating toilet, a chemical toilet, a removable pan or a non-flushing urinal must not be within 2 m of a building containing habitable rooms.
 - (ii) The floor on which a removable pan is placed must be impervious.
 - (iii) A room containing a composting toilet must be separated from habitable rooms by way of a permanently ventilated air lock (which may be a circulation space).
 - (iv) The minimum ventilation *required* under (iii) shall be the greater of-
 - (A) 8000 mm²; or
 - (B) 1/500th of the *floor area* of the circulation space.
 - (v) Access for maintenance or removal of waste from a composting toilet must be by way of an access door which opens directly to the outside of the building.

PART F4 LIGHT AND VENTILATION

After F4.12 insert Tas F4.101 as follows:

Tas F4.101 Fixed Natural Ventilation

- (a) Except if mechanical ventilation or air-conditioning is provided, in rooms and areas listed in Tas Table F4.101, a fixed opening, of aggregate size not less than that shown in the Table, must be provided in addition to any adjustable opening.

TAS TABLE F4.101 FIXED NATURAL VENTILATION		
Building Class	Room to be ventilated	Size of fixed opening/floor area
2, 3 and 4	(i) Common stairways	1/500
	(ii) Communal laundries	1/500
7	(i) Rooms for storage of polluting or noxious substances	1/350
8	All rooms	1/500*
9a	Store rooms	1/500
9b	(i) Assembly halls in <i>schools</i>	1/250
	(ii) Workshops in schools	1/250
Other than Class 2, 4	(i) Pantries for food preparation rooms	1/500
	(ii) Washrooms	1/500*
	(iii) Sanitary compartments	1/350*
	(iv) Locker, meal and change rooms	1/500*
	(v) Boiler rooms	1/500*
	(vi) Plant, machinery rooms	1/250*
	(vii) Electrical switchboard rooms	1/250*
	(viii) Battery rooms (other than lead acid)	1/500*

Note: Not less than half of the fixed natural ventilation must be provided as high in the room as possible but not less than 2 m above the floor.

- (b) Fixed natural ventilation may be provided by means of-

- (i) openings in walls, clear of obstructions other than louvres or grilles; or
 - (ii) ceiling ventilators, including skylights and roof ventilators.
- (c) Where a fixed ventilation opening is associated with a duct, that duct must have a clear open way at least twice the *required* area of the opening.
- (d) Openings for fixed natural ventilation must be placed so as to let air out and, if the air entering by or around doors or by other openings is insufficient for adequate ventilation, additional openings for the entry of air must be provided.

SECTION G ANCILLARY PROVISIONS

PART G1 MINOR STRUCTURES AND COMPONENTS

After GO1(d) insert *Objective* Tas GO1(e), (f) and (g) as follows:

OBJECTIVES

- Tas GO1(e)** safeguard people from illness or injury arising from the use of a *swimming pool*.
- Tas GO1(f)** safeguard people from illness or injury when using a way.
- Tas GO1(g)** protect a way.

After GF1.3 insert *Functional Statements* Tas GF1.4, Tas GF1.5 and Tas GF1.6 as follows:

FUNCTIONAL STATEMENTS

- Tas GF1.4** *Swimming pools* must provide for the health and safety of swimmers and others.
- Tas GF1.5** Projections over ways must not pose a danger to persons using the way nor to adjoining buildings.
- Tas GF1.6** Buildings located adjacent to a way must not unduly affect the integrity of the way.

After GP1.4 insert *Performance Requirements* Tas GP1.5 to Tas GP1.9 as follows:

PERFORMANCE REQUIREMENTS

- Tas GP1.5** *Swimming pools* must be suitable and safe to use and be provided with appropriate facilities.
- Tas GP1.6** Projections over ways must be constructed and located to provide safe passage along the way and reduce the spread of fire and the potential for collapse.
- Tas GP1.7** Roofs of buildings and attachments to buildings must not allow stormwater to reach the way except by way of a drain.
- Tas GP1.8** Excavations must be protected to prevent any part of a way from subsiding into them.
- Tas GP1.9** Footings of a building must not project on to a way except if they are at sufficient depth.

Limitations

Tas GP1.5 does not apply to a *swimming pool* associated with a Class 2 building.

Delete G1.0(b) and insert Tas G1.0(b) as follows:

Tas G1.0(b) Deemed-to-Satisfy Provisions

Performance Requirements GP1.2 to GP 1.4 and Tas GP1.5 to Tas GP1.9 are satisfied by complying with G1.1 and G1.2.

After G1.1(b) insert Tas G1.1(c) to (i) as follows:

Tas G1.1 Swimming Pools

- (c) *Swimming pools* for the use of the public, a club, or an association, or in connection with Class 3, 5, 6, 7, 8 or 9 buildings must-
- (i) be constructed of durable materials with smooth finishes;

- (ii) have sides vertical;
 - (iii) in that part of the pool where the water depth is not more than 1.5 m, have the bottom or floor slope not steeper than 1 vertical to 15 horizontal;
 - (iv) have the depth of water marked clearly and conspicuously on each side of the pool (at the shallow end and at the deep end);
 - (v) not have diving boards installed where the water depth is less than 3.5 m;
 - (vi) have scum-gutters with opening not less than 150 mm if they are to provide hand-holds; and
 - (vii) have the floor or bottom of the pool, except for the guide lines, of such colours that the light reflectance is not less than 60%.
- (d) For a public *swimming pool* or pool in which competitions are held-
- (i) all steps into the pool must be recessed;
 - (ii) fittings must not project into the water area;
 - (iii) piping must not be bracketed to the sides to provide hand-holds;
 - (iv) surrounding concourses must be provided not less than 2 m wide, with a suitable non-slip surface, graded away from the pool and drained to waste; and
 - (v) dressing rooms with sanitary accommodation must be so located that bathers pass through that accommodation enroute to the *swimming pool*.
- (e) If the volume of a *swimming pool* exceeds 15 m³-
- (i) an adequate water recirculation, disinfection and filtration system must be installed;
 - (ii) the inlet and outlet openings in a *swimming pool* for the purpose of water recirculation must be so located that water movement is continuous from inlet to outlet;
 - (iii) inlet and outlet openings, and skimmer boxes where provided, must comply with AS 1926.3;
 - (iv) recirculation of water in a *swimming pool* must be so designed that the pool contents are recirculated not less than once in the period shown in [Tas Table G1.1\(e\)](#); and

- (v) water filtration rates must not exceed 12 250 L/m² of sand filter bed per hour, or an equivalent rate in other filter media.

Tas TABLE G1.1(e) RECIRCULATION OF WATER IN SWIMMING POOLS	
Pool Type	Period
Outdoor <i>Swimming pool</i>	6 hours
Indoor <i>Swimming pool</i>	4 hours
Wading Pool	2 hours

- (f) Chlorine and chlorination equipment must be stored in an area or room separate from any part of the premises used by the public.
- (g) A chlorination room-
- (i) must be built or shielded to avoid penetration by direct sunlight;
 - (ii) must not be in direct or indirect contact with any ventilation system serving any other part of the building;
 - (iii) must be located to avoid transfer of heat for any boiler or furnace;
 - (iv) must be provided with ventilation within 300 mm from the floor and 300 mm from the ceiling in the ratio, in each location, of not less than 1/150 of its *floor area*;
 - (v) must be provided with a clear glass *window* of such size and in such a position as will enable the operator working in any position inside the room to be observed from the outside;
 - (vi) must be provided with a door opening outwards and fitted with such fastenings as will ensure that the door can be opened easily from the outside or the inside without the use of a key while the operator is in the room; and
 - (vii) must be provided with a cabinet of the "break-the-glass" type on the outside, near to the door, for the purpose of holding a gas-mask intended for use in rescue work.
- (h) Where no other suitable sanitary accommodation is provided, sanitary facilities must be provided in accordance with Tas Table G1.1(h).

TAS TABLE G1.1(h)						
SANITARY FACILITIES AT SWIMMING POOLS						
	Maximum Number Served by -					
	Closet Fixtures		Urinals		Wash Basins	
	1	Each Extra	1	Each Extra	1	Each Extra
Males	60	60	60	60	60	60
Females	40	40	-	-	60	60

Amdt 11

- (i) Where no other suitable shower facilities are provided, showers must be provided so that each shower serves up to 40 persons.

After Part G5 insert Tas Part G101 as follows:

TAS PART G101 PROJECTIONS OVER WAYS

Tas G101.1 Construction and location of projections over ways

- (a) In this Part the following meanings apply:

Awning means a cover projecting from a building to provide shelter or shade for people outside the building.

Balcony means a permanent projection from a building, designed to be walked, stood or sat on, and which is not roofed.

Kerb-line means the line of the carriageway edge of the kerb or, where there is no kerb, the line of the carriageway edge of the kerb if there was one.

Verandah means a permanent, roofed projection from a building, designed to be walked, stood or sat on.

Way includes a public road, street, alley or footpath.

- (b) every bridge connecting buildings over a way must be of *non-combustible* material.
- (c) Every *awning* and *balcony* which projects over a way must be supported entirely from the building to which it is attached.
- (d) A *verandah* must not project over a way.
- (e) Every part of a building which projects over a way must comply with Tas Table G101.1.

Tas TABLE G101.1 PROJECTIONS OVER WAYS		
Heights above ground or footpath level:		
<i>Awnings</i>		2.7 m
Shades or sunblinds (when not in use), signs, lamps or the like.		2.4 m
Other projections		3.0 m
Maximum Distance of projection over a way:		
<i>Awnings-</i>		
(i)	<i>non-combustible</i>	not beyond a line 450 mm from the plumb of the kerb-line
(ii)	<i>combustible</i>	1.0 m
<i>Balconies-</i>		
		1.0 m
<i>Other projections-</i>		
(i)	in streets more than 15 m wide	900 mm
(ii)	in streets not more than 15 m wide	600 mm
Note:		
(i)	A door, gate, <i>window</i> , sash, or shutter is not deemed to open outwards unless, when open to its utmost extent, some part of it projects beyond the boundary line of the <i>way</i> .	
(ii)	The total width of all the oriel <i>windows</i> and turrets projecting onto a <i>way</i> in any wall of any <i>storey</i> of a building, taken together, must not exceed 3/5 of the length of that wall on the level of that <i>storey</i> .	

- (f) Any *combustible awning* which projects over a *way* must not extend to within 1.5 m of an adjoining building.

After Tas G101.1 insert Tas G101.2 as follows:

Tas G101.2 Protection of Ways

- (a) Every roof of a building, and every *verandah*, *balcony*, or other similar projection or projecting *window* must be so designed and built as to prevent stormwater from it from dropping on, running over, or seeping under any *way*.
- (b) The roof of any *awning* that extends more than 1.0 m over a *way* must be drained to a down pipe.

- (c) Down-pipes from *awnings*-
 - (i) must not project beyond the boundary of a *way*; and
 - (ii) must be of steel or provided with a protective cover to a height of 2 m from the path.
- (d) Any excavation must be protected, by shoring or otherwise, as necessary to prevent subsidence into the excavation of any part of a *way* adjoining it.
- (e) Footings must not extend beyond the boundary of a *way* other than as shown in Tas Table G101.2.

Tas TABLE G101.2 PROJECTION OF FOOTINGS	
Depth of top of footing below ground level	Maximum permissible projection
Less than 1.3 m	Nil
1.3 m to 3.0 m	450 mm
Exceeding 3.0 m	750 mm

SECTION H SPECIAL USE BUILDINGS

Insert *Objectives* for Tas Part H101 as follows:

OBJECTIVES

Tas Part H101 Workplaces

Every workplace must be constructed in a manner that will provide for the safety, health and welfare of workers using that workplace.

Tas Part H102 * * *

This clause has deliberately been left blank.

Insert Objectives for Tas Part H103 as follows:

Tas Part H103 Dining Rooms and Bar Rooms

Dining rooms and bar rooms must provide for the comfort, convenience and health of customers.

Tas Part H102
deleted by
Amdt No. 8

Tas Part H103
amended by
Amdt No. 9

Insert Objectives for Tas Part H104 as follows:

Tas Part H104 Bottle Shops at Licensed Premises

Bottle shops, with adequate storage facilities, must provide for display of goods for sale and for shelter of customers.

Insert Objectives for Tas Part H105 as follows:

Tas Part H105 Accommodation Facilities

Accommodation facilities must provide for the comfort, convenience and security of travellers.

Insert Objectives for Tas Part H106 as follows:

Tas Part H106 Meat Premises

Meat premises must be constructed in such a manner that-

- (a) does not jeopardise animal welfare; and
- (b) provides for hygienic processing of animals; and
- (c) ensures the wholesomeness of meat and meat products.

Insert Objectives for Tas Part H107 as follows:

Tas Part H107 Farm Dairy Premises

Dairies must be constructed in such a manner that contamination of milk can be avoided.

Insert Objectives for Tas Part H108 as follows:

Tas Part H108 Pharmacies

Pharmacies must be able to be secured against entry and the interior must be able to be supervised by a pharmacist.

Insert Objectives for Tas Part H109 as follows:

Tas Part H109 Hospitals and Nursing Homes

Hospitals and nursing homes must be able to be easily cleaned and must have adequate space for patients.

Insert Objectives for Tas Part H110 as follows:

Tas Part H110 Premises Used for Activities Involving Skin Penetration

Premises used for activities involving skin penetration must provide for cleanliness of staff and comfort of customers.

Tas Part H110
amended by
Amdt No. 9

Insert Objectives for Tas Part H111 as follows:

Tas Part H111 Dental Surgeries and Chiropractors' Premises

Dental surgeries and chiropractors' premises must be able to be easily cleaned and must have a waiting room for patients.

Insert Objectives for Tas Part H112 as follows:

Tas Part H112 Mortuaries

Mortuaries must be constructed in a manner that will ensure the health of staff and the general public.

Insert Objectives for Tas Part H113 as follows:

Tas Part H113 Foundries

Foundries must provide for the comfort and safety of workers on the premises.

Insert Objectives for Tas Part H114 as follows:

Tas Part H114 Premises for Manufacture or Processing of Glass Reinforced Plastic

Premises for manufacture or processing of glass reinforced plastic must-

- (a) provide for the safety and comfort of workers; and
- (b) be constructed in a manner that will avoid the spread of fire within the building and to other buildings.

Insert Objectives for Tas Part H115 as follows:

Tas Part H115 Premises for the Production or Processing of Isocyanates

Premises for the production or processing of isocyanates must-

- (a) provide for the safety and comfort of workers; and
- (b) be constructed in a manner that will avoid the spread of fire within the building and to other buildings.

Insert Objectives for Tas Part H116 as follows:

**Tas Part H116 Premises for Electro-plating,
Electro-polishing, Anodising or
Etching**

Premises for electro-plating, electro-polishing, anodising or etching must-

- (a) provide for the safety and comfort of workers; and
- (b) be constructed in a manner that will prevent the escape of liquids and atmospheric contaminants to other areas of the building.

Insert Objectives for Tas Part H117 as follows:

Tas Part H117 Premises for Lead Processing

Premises for lead processing must-

- (a) provide for the safety and comfort of workers; and
- (b) be constructed in a manner that will minimise the lodgement of dust and must be capable of being flushed with water.

Insert Objectives for Tas Part H118 as follows:

Tas Part H118 Booths for Spray-painting or Spray-coating

Booths for spray-painting or spray-coating must-

- (a) be constructed of *non-combustible* materials;
- (b) have adequate means of escape; and
- (c) have suitable means of extracting harmful fumes from the booth.

Insert Objectives for Tas Part H119 as follows:

Tas Part H119 Electricity Distribution Substations

Building-type electricity distribution substations must be housed in buildings that are tamper-proof, vermin-proof and weatherproof, and have adequate means of escape.

	<p>Insert Objectives for Tas Part H120 as follows:</p> <p>Tas Part H120 Premises for Storage of Dangerous Goods</p> <p>Premises for storage of dangerous goods must-</p> <p>(a) provide for the safety and comfort of workers in the premises; and</p> <p>(b) be constructed so as not to be a danger to other people or buildings.</p>
<p>Tas Part H121 amended by Amdt No. 9</p>	<p>Insert Objectives for Tas Part H121 as follows:</p> <p>Tas Part H121 Hairdressers' Premises</p> <p>Hairdressers' premises must be of adequate size and amenity.</p>
<p>Tas H101.1 amended by Amdt No. 8</p>	<p>After Part H1 insert Tas Part H101 as follows:</p> <p>TAS PART H101 WORKPLACES</p> <p>Tas H101.1 Application of Part</p> <p>This Part is applicable to every building or part of a building used as a workplace.</p> <p>Tas H101.2 Floor area</p> <p>(a) The <i>floor area</i> of each office must be 7 m² or sufficient to provide 4 m² for each occupant, whichever is the greater.</p> <p>(b) Each floor plan dimension of any room which is a workplace must be greater than 2.5 m.</p> <p>Tas H101.3 Floor surfaces</p> <p>(a) Every floor in a work place must have an even, unbroken slip-resistant surface, free from holes, indentations, projections or other obstructions that might create tripping or stumbling hazards.</p> <p>(b) Where the nature of the process is such that spillage of liquids is likely to occur, or where it is necessary for the floors to be cleansed with water or other liquids-</p>

- (i) the floors must be surfaced with materials that are impervious to the penetration of liquids likely to be spilt or used in the process of cleaning; and
- (ii) the joints between the floors and the walls must be sealed with an impervious material and finished in such a manner that the joint is concavely rounded.

Tas H101.4 Floor drainage

- (a) Floors in a workplace must be graded to drain off liquids which must be carried away and disposed of by means of open paved channels, covered drains or pipes.
- (b) Floors graded as shown in Tas Table H101.4 satisfy (a).

Tas TABLE H101.4
SLOPES OF FLOORS FOR DRAINAGE

Wash (or hose-down) areas	1:25
Wet (or mop-down) areas	1:50
Dry areas	1:100

- (c) Where the effluent from drains is likely to be offensive it must be intercepted by suitable deodorising tanks.
- (d) Wherever practicable, drains to carry off spilt liquids should be planned so that the liquids are intercepted close to the point of spillage and not allowed to spread over the working surface of the floor.

Tas H101.5 Floor covering

- (a) Where workers stand in substantially the one location while working on a floor of brick, metal, stone or other similar material, those floors or sections thereof, must be covered with-
 - (i) wood, rubber, linoleum, resilient types of plastic tiles;
 - (ii) suitable compositions containing asphalt, rubber, cork, magnesite; or
 - (iii) other semi-resilient, thermally non-conductive materials on which the workers may stand.
- (b) Fixed coverings for local sections of floors must be inset flush with the main floor.

Tas H101.7
amended by
Amdt No. 9

Tas H101.6 Overhead clearance

Pipes, fixtures and similar objects running above a passage or walkway must be fixed at a height to provide a clear distance not less than 2.1 m measured from the floor to the lowest part of the object.

Tas H101.7 Lighting

Interior lighting in a workplace must comply with the relevant requirements in AS/NZS 1680 Parts 2.4 and 2.5 and AS 1680 Parts 1, 2.1, 2.2, and 2.3.

Tas H101.8 Ventilation

- (a) Every workplace must be ventilated to remove offensive gases, vapours, fumes, dust or other airborne impurities.
- (b) The discharge from mechanical ventilation must be constructed to prevent recirculation of the impurities.

Tas H101.9 Toilet facilities

- (a) Where practicable, toilet facilities must be located in the same building as the workplace or change room that they serve.
- (b) Toilet facilities which are not located in the same building as the workplace they serve must-
 - (i) be sited within the boundary of the premises;
 - (ii) be housed in a fully roofed and clad building;
 - (iii) be located at a distance not greater than 100 m from any workplace they serve; and
 - (iv) have provided, at every entrance doorway giving direct access to the interior of the building, a full length door fitted with a suitable locking device.
- (c) Every closet must be fitted with a door capable of being fastened on the inside.

Tas H101.10 Hand washing facilities

- (a) Hand washing facilities must be located in change rooms or in wash rooms accessible to change rooms and must be placed where they can be conveniently used by persons before eating meals and after using toilet facilities.
- (b) Where hand washing facilities are located in a change room, the *floor area* allowed for the change room must be

increased by the area *required* for the washing equipment and its use.

- (c) Hand washing facilities include wash basins, wash troughs and circular ablution fountains.

Tas H101.11 Shower facilities

- (a) Where the work engaged upon is such that a change of clothing is necessary, showers with hot and cold running water must be provided at the rate of not less than shown in Tas Table H101.11.

Tas TABLE H101.11	
SHOWERS IN WORK PLACES	
Hot, arduous or dirty industries:	1 for every 15 employees
Light, clean industries:	1 for every 25 employees

- (b) Shower rooms must be located immediately adjacent to change rooms and urinal facilities, but urinal facilities may be provided in male shower rooms.
- (c) Separate and distinct shower accommodation must be provided for male and female employees.

Tas H101.12 Change rooms

Where change rooms are *required* by *Regulation 116(1)(b)* of the *Workplace Health and Safety Regulations 1998*, they must comply with Tas Table H101.12.

Tas TABLE H101.12	
CHANGE ROOMS	
Minimum area of room-	
for each person requiring to change clothes:	0.5 m ²
for each person not requiring to change clothes:	0.3 m ²
Minimum free floor space-	
between lockers facing one another:	1.5 m
between locker face and a wall:	1.0 m
<i>free floor area:</i>	2.0 m ²

Tas H101.12
amended by
Amdt No. 8

Amdt 11

Tas H101.13 Dining rooms

- (a) In any work place which is a factory or shop a dining area or dining room must be provided as set out in Tas Table H101.13.

<p>Tas TABLE H101.13 DINING AREAS AND DINING ROOMS</p>
<p>For 10 or less employees: a suitable dining area separate from any working area: Dining areas must be provided with adequate and hygienic facilities for the washing of eating utensils and for the storage of utensils where they will be protected from dust or vermin.</p>
<p>For more than 10 employees: a conveniently located dining room separate from any work room or work area: Dining rooms must be equipped with a dish washing sink supplied with hot and cold water, draining board and cupboards in which foodstuffs and crockery can be stored free from dust and vermin, except that the provision of running water shall not apply where a reticulated water service cannot be made available.</p>
<p>NOTE: Where up to 15 persons of the same sex are employed, a combined change room/dining room may be provided.</p>

- (b) In buildings to be used as offices, there must be provided on each *storey*, in a location accessible to all tenants, an area containing a dish washing sink supplied with hot and cold water, cupboard storage for food stuffs and utensils, and facilities for boiling water. Such areas must not be located in toilets, wash-rooms, or change rooms.

Tas H101.14 Rest rooms

Where 20 or more females are employed, a separate rest room, with convenient access to sanitary accommodation, must be provided in accordance with Tas Table H101.14.

Amdt 11

Tas TABLE H101.14 FLOOR AREAS OF REST ROOMS					
m ² of floor area:	6	9	12	15	Each extra 3
Max. number of females served:	100	200	300	400	200
NOTE: Where a first aid room or health centre is provided the rest room may be adjacent to it or part of it.					

Tas H101.15 First aid rooms and health centres

- (a) In every workplace, other than a shop or office, where the number of employees working on the premises exceeds 300 at any time, a self-contained health centre must be provided, at ground level if practicable, with *floor area* not less than 45 m², which includes-
 - (i) treatment room with a *floor area* of at least 14 m²;
 - (ii) separate waiting room;
 - (iii) separate recovery room;
 - (iv) separate combined office and consulting room;
 - (v) toilet with air lock and washbasin with clean, hot and cold, running water;
 - (vi) store room or adequate storage cupboards; and
 - (vii) walls, floors and ceilings impervious to moisture, easy to clean, free from cracks, ledges and sharp angles and finished in a light colour.
- (b) In every workplace where the number of employees exceeds 150 at any time and where a health centre has not been provided, a first aid room must be provided, suitably located with convenient access, readily accessible to sanitary accommodation, having a *floor area* not less than 14 m² and clearly marked "FIRST AID".

Tas H101.15 amended by Amdt No. 8

Amdt 11

Tas H101.16 Doors

- (a) **Roller-shutter door:** Every power operated, roller-shutter door must be fitted with a continuous-pressure, manual switch for control of downward movement.
- (b) **Automatic-closing doors:** A suitable switch, controlled by a photo-electric device, must be fitted to stop or reverse the closing travel if a person or object should obtrude into the line of travel of the closing door.
- (c) **Sliding-door:** Every sliding door must be installed in such a manner that it will not derail or over-run its normal travel.

After Tas Part H101 insert Tas Part H102 as follows:

TAS PART H102 FOOD PREMISES

Tas Part H102
amended by
Amdt No. 8

OBJECTIVE

- Tas H102 O1** The *Objective* of this Part is to facilitate the safe manufacture, preparation, storage or packing of food for sale for human consumption.

Amdt 11

Application:

- (a) Tas H102 O1 applies to any premises where food intended for human consumption is manufactured, processed or sold and to which the following apply-
- (i) *Food Act 1998*; or
 - (ii) *Liquor and Accommodation Act 1990*.
- (b) Tas H102 O1 includes, but is not limited to-
- (i) bakehouses;
 - (ii) bar service areas;
 - (iii) premises for boning, curing, canning, mincing, pre-packing or other similar processes of preparation of meat for sale;
 - (iv) retail meat premises;
 - (v) eating houses and tea shops;
 - (vi) fish shops;
 - (vii) kitchens in eating houses, restaurants, guest houses, motels and hotels;
 - (viii) rooms for processing, manufacturing, packing, etc of fruit and vegetables, dairy products, ice blocks, ices, meat-for-sale, or other fish;
 - (ix) shellfish packing or processing premises;
 - (x) take-away-food stores; and
 - (xi) breweries and wineries.
- (c) In Tas H102 O1, words and meanings as defined in the *Food Act 1998*, *Food Hygiene Guidelines 1998* and *Liquor and Accommodation Act 1990* apply.

Limitations to
Tas H102
amended by
Amdt No. 9

Limitations:

Tas H102 O1 does not apply to-

- (a) boarding houses or the like classified as Class 1 buildings; or
- (b) tents, buildings or other structures used temporarily for serving meals to the public at any fair, show, race meeting or other public sports, games or amusements; or
- (c) dairies covered by Tas H107.

FUNCTIONAL STATEMENT

Tas H102 F1 Each building or part of a building constructed as a food premise must be able to be used in such a manner that minimises opportunities for food contamination.

Amdt 11

Application:

- (a) Tas H102 F1 applies to any premises where food intended for human consumption is manufactured, processed or sold and to which the following apply-
 - (i) *Food Act 1998*; or
 - (ii) *Liquor and Accommodation Act 1990*.
- (b) Tas H102 F1 includes, but is not limited to-
 - (i) bakehouses;
 - (ii) bar service areas;
 - (iii) premises for boning, curing, canning, mincing, pre-packing or other similar processes of preparation of meat for sale;
 - (iv) retail meat premises;
 - (v) eating houses and tea shops;
 - (vi) fish shops;
 - (vii) kitchens in eating houses, restaurants, guest houses, motels and hotels;
 - (viii) rooms for processing, manufacturing, packing, etc of fruit and vegetables, dairy products, ice blocks, ices, meat-for-sale, or other fish;
 - (ix) shellfish packing or processing premises;
 - (x) take-away-food stores; and
 - (xi) breweries and wineries.
- (c) In Tas H102 F1, words and meanings as defined in the *Food Act 1998*, *Food Hygiene Guidelines 1998* and *Liquor and Accommodation Act 1990* apply.

Limitations to
Tas H102 F1
amended by
Amdt No. 9

Limitations:

Tas H102 F1 does not apply to-

- (a) boarding houses or the like classified as Class 1 buildings; or
- (b) tents, buildings or other structures used temporarily for serving meals to the public at any fair, show, race meeting or other public sports, games or amusements; or
- (c) dairies covered by Tas H107.

Amdt 11

PERFORMANCE REQUIREMENTS

- Tas H102 P1** The design and construction of food premises must:
- (a) be appropriate for the activities for which the premises are used; and
 - (b) provide adequate space for the activities to be conducted on the food premises and for the fixtures, fittings and equipment used for those activities; and
 - (c) permit the food premises to be effectively cleaned and, if necessary, sanitized; and
 - (d) to the extent that is practicable:
 - (i) exclude dirt, dust, odours, fumes, smoke and other contaminants;
 - (ii) not permit the entry of pests; and
 - (iii) not provide harbourage for pests.
- Tas H102 P2**
- (a) Food premises must have an adequate supply of water if water is to be used at the food premises for any of the activities conducted on the food premises.
 - (b) A food business must use potable water for all activities that use water that are conducted on the food premises.

Limitation:

If a food business demonstrates that the use of non-potable water for a purpose will not adversely affect the safety of the food handled by the food business, subclause (b) does not apply.

- Tas H102 P3** Food premises must have a sewage and waste water disposal system that-
- (a) will effectively dispose of all sewage and waste water; and
 - (b) is constructed and located so that there is no likelihood of the sewage and waste water polluting the water supply or contaminating food.
- Tas H102 P4** Food premises must have facilities for the storage of garbage and recyclable matter that-
- (a) adequately contain the volume and type of garbage and recyclable matter on the food premises; and
 - (b) enclose the garbage or recyclable matter, if this is necessary to keep pests and animals away from it; and
 - (c) are designed and constructed so that they may be easily and effectively cleaned.
- Tas H102 P5** Food premises must have sufficient natural or mechanical ventilation to remove fumes, smoke and vapours from the food premises.
- Tas H102 P6** Food premises must have lighting systems that provide sufficient natural or artificial light for the activities conducted on the food premises.
- Tas H102 P7** (a) Floors must be designed and constructed in a way that is appropriate for the activities conducted on the food premises.

- (b) Floor must-
 - (i) be able to be effectively cleaned; and
 - (ii) be unable to absorb grease, food particles or water; and
 - (iii) be laid so that there is no ponding of water; and
 - (iv) to the extent that is practicable, be unable to provide harbourage for pests.

Application:

The requirements for floors apply to the floors of all areas used for food handling, cleaning, sanitizing and personal hygiene except the following areas:

- (a) dining areas; and
- (b) drinking areas; and
- (c) other areas to which members of the public usually have access.

Limitation:

The following floors do not have to comply with sub-clause (b)-

- (i) floors of temporary food premises, including ground surfaces, that are unlikely to pose any risk of contamination of food handled on the food premises; and
- (ii) floors of food premises that are unlikely to pose any risk of contamination of food handled on the food premises provided the food business has obtained approval for their use.

Tas H102 P8 Walls and ceilings-

- (a) must be designed and constructed in a way that is appropriate for the activities conducted on the food premises; and
- (b) must be provided where they are necessary to protect food from contamination; and

- (c) provided in accordance with sub-clause (b) must be-
 - (i) sealed to prevent the entry of dirt, dust and pests; and
 - (ii) unable to absorb grease, food particles or water; and
 - (iii) be able to be easily and effectively cleaned; and
- (d) must-
 - (i) be able to be effectively cleaned; and
 - (ii) to the extent that is practicable, be unable to provide harbourage for pests.

Application:

The requirements for walls and ceilings apply to the walls and ceilings of all areas used for food handling, cleaning, sanitizing and personal hygiene except the following areas:

- (a) dining areas; and
- (b) drinking areas; and
- (c) other areas to which members of the public usually have access.

- Tas H102 P9**
- (a) Food premises must have hand washing facilities that are located where they can be easily accessed by food handlers-
 - (i) within areas where food handlers work if their hands are likely to be a source of contamination of food; and
 - (ii) if there are toilets on the food premises – immediately adjacent to the toilets or toilet cubicles.
 - (b) Hand washing facilities must be-
 - (i) permanent fixtures; and
 - (ii) provided with a supply of warm running potable water; and
 - (iii) of a size that allows easy and effective hand washing; and

- (iv) clearly designated for the sole purpose of washing hands, arms and face.

Tas H102 P10 Fixtures, fittings and equipment must-

- (a) be adequate for the production of wholesome food; and
- (b) be fit for their intended use; and
- (c) be designed, constructed, located and installed, and equipment must be located and, if necessary, installed, so that-
 - (i) there is no likelihood that they will cause food contamination; and
 - (ii) they are able to be easily and effectively cleaned; and
 - (iii) adjacent floors, walls, ceilings and other surfaces are able to be easily and effectively cleaned; and
 - (iv) to the extent that is practicable, they do not provide harbourage for pests; and
- (d) have food contact surfaces-
 - (i) able to be easily and effectively cleaned and, if necessary, sanitized if there is a likelihood that they will cause food contamination; and
 - (ii) unable to absorb grease, food particles and water if there is a likelihood that they will cause food contamination; and
 - (iii) made of a material that will not contaminate food.

Tas H102 P11 Food premises must have adequate storage facilities-

- (a) for the storage of items that are likely to be the source of contamination of food, including chemicals, clothing and personal belongings; and

- (b) located where there is no likelihood of stored items contaminating food or food contact surfaces.

Tas H102 P12 All refrigerated or cooling chambers must be constructed so that stored products will not be contaminated.

Application:

- (a) Tas H102 P1 to P12 applies to any premises where food intended for human consumption is manufactured, processed or sold and to which the following apply-
 - (i) *Food Act 1998*; or
 - (ii) *Liquor and Accommodation Act 1990*.
- (b) Tas H102 P1 to P12 includes, but is not limited to-
 - (i) bakehouses;
 - (ii) bar service areas;
 - (iii) premises for boning, curing, canning, mincing, pre-packing or other similar processes of preparation of meat for sale;
 - (iv) retail meat premises;
 - (v) eating houses and tea shops;
 - (vi) fish shops;
 - (vii) kitchens in eating houses, restaurants, guest houses, motels and hotels;
 - (viii) rooms for processing, manufacturing, packing, etc of fruit and vegetables, dairy products, ice blocks, ices, meat-for-sale, or other fish;
 - (ix) shellfish packing or processing premises;
 - (x) take-away-food stores; and
 - (xi) breweries and wineries.
- (c) In Tas H102 P1 to P12, words and meaning as defined in the *Food Act 1998*, *Food Hygiene Guidelines 1998* and *Liquor and Accommodation Act 1990* apply.

Limitations to
Tas H102 P1 to
P12 amended by
Amdt No. 9

Limitations:

Tas H102 P1 to P12 do not apply to-

- (a) boarding houses or the like classified as Class 1 buildings; or
- (b) tents, buildings or other structures used temporarily for serving meals to the public at any fair, show, race meeting or other public sports, games or amusements; or
- (c) dairies covered by Tas H107.

DEEMED-TO-SATISFY PROVISIONS

Tas H102.0 Application of Part

- (a) This Part applies to any premises where food intended for human consumption is manufactured, processed or sold and to which the following apply-
 - (i) *Food Act 1998*; or
 - (ii) *Liquor and Accommodation Act 1990*.
- (b) This Part includes, but is not limited to-
 - (i) bakehouses;
 - (ii) bar service areas;
 - (iii) premises for boning, curing, canning, mincing, pre-packing or other similar processes of preparation of meat for sale;
 - (iv) retail meat premises;
 - (v) eating houses and tea shops;
 - (vi) fish shops;
 - (vii) kitchens in eating houses, restaurants, guest-houses, motels and hotels;
 - (viii) rooms for processing, manufacturing, packing, etc of fruit and vegetables, dairy products, ice blocks, ices, meat-for-sale or other fish;
 - (ix) shellfish packing or processing premises;
 - (x) take-away-food stores; and
 - (xi) breweries and wineries.

Amdt 11

- (c) This Part does not apply to-
- (i) boarding houses or the like classified as Class 1 buildings; or
 - (ii) tents, buildings or other structures used temporarily for serving meals to the public at any fair, show, race meeting or other public sports, games or amusements; or
 - (iii) dairies covered by Tas Part H107.
- (d) In this Part, words and meanings as defined in the *Food Act 1998*, *Food Hygiene Guidelines 1998* and *Liquor and Accommodation Act 1990* apply.

Tas H102.1 Deemed-to-Satisfy Provisions

Performance Requirements Tas H102 P1 to Tas H102 P12 are satisfied by complying with the relevant provisions of Tas H102.0 to Tas H102.17.

Tas H102.2 General Requirements

- (a) The provision of-
- (i) close-fitting windows and doors; and
 - (ii) air intakes that do not draw in contaminated air; and
 - (iii) air locks and self-closing doors to separate toilet areas, laundries and living areas from food handling areas; or
 - (iv) mechanical ventilation that removes sources of contamination,
- satisfies Tas H102 P1(d)(i).
- (b) The provision of-
- (i) self-closing or pest-screened external doors; and
 - (ii) mesh screens at opening windows or other ventilation openings; and
 - (iii) sealing to drains, grease traps and ventilation pipes; and
 - (iv) sealing to openings where pipes pass through external walls; and
 - (v) the installation of pest-proof flashings to doors,
- satisfies Tas H102 P1(d)(ii).

- (c) The provision of-
- (i) vermin-proof sealing; or
 - (ii) filling; or
 - (iii) access for inspection and cleaning of boxed-in areas, satisfies Tas H102 P1(d)(iii).

Tas H102.3 Pests and contaminants

Premises where customers are served outside the premises through an opening, that has an appliance for the elimination of flies and mechanical ventilation adequate to exhaust air through the opening at a rate of not less than 5 litres per second for each square metre of opening, satisfies Tas H102 P1(d).

Tas H102.4 Drains and Pipes

Premises satisfy Tas H102 P3 where-

- (a) A grease trap, a gully trap or an untrapped opening connected directly with a drain or sewer, is not installed in a room used for preparation, processing, packing or storing of food for sale; and
- (b) as far as is practicable, service pipes are concealed beneath the surface of walls, floors or ceilings, or are fixed clear of the wall, floor or ceiling, at such distance as to facilitate cleaning.

Tas H102.5 Offensive material and trade waste

Where offensive material or trade waste is stored, a separate area or room which-

- (a) is paved and easily cleanable; and
 - (b) is graded to drain to a suitable drainage system; and
 - (c) has available a supply of water under pressure,
- satisfies Tas H102 P4.

Tas H102.6 Ventilation

A mechanical ventilating exhaust system complying with the requirements of AS/NZS 1668.1 and AS 1668.2 satisfies Tas H102 P5.

Tas H102.7 Lighting

A lighting system that complies with AS 1680.1 and AS/NZS 1680.2.4 satisfies Tas H102 P6.

Tas H102.8 Floors, walls and ceilings

- (a) A floor, wall or ceiling that is –
- (i) durable, rigid, impervious to water, non-absorbent, non-toxic and smooth enough to be easily cleaned; and
 - (ii) free from cracks, crevices and other defects, satisfies Tas H102 P7 and Tas H102 P8.
- (b) A floor subject to wet cleaning by hosing down or where liquids are discharged on to the floor, graded to trapped floor waste outlets connected to a drainage installation, satisfies Tas H102 P7.
- (c) Walls that-
- (i) are free from skirtings, architraves, picture rails or other ledges that could provide lodgement for dirt; and
 - (ii) the angles between the walls and the floor are coved to permit ease of cleaning; and
 - (iii) the angles between walls and all joints in walls are sealed,
- satisfy Tas H102 P8(c).
- (d) Walls and ceilings that are finished in light colour, and if painted, are washable, satisfy Tas H102 P8(d).
- (e) Sub-clauses (a), (b), (c) and (d) do not apply to areas used only by customers and they do not apply to walls and ceilings in a premises or places-
- (i) used for the storage or display for sale of food that is wholly enclosed in protective packages; and
 - (ii) used for the storage for sale of fruit and vegetables; or
 - (iii) in which all food for sale is completely enclosed and otherwise protected from contamination by processing plants, other appliances, or other means.

**Tas H102.7
amended by
Amdt No. 9**

Amdt 11

Tas H102.9 Separation of work place

A room where food for sale is processed, manufactured, prepared, deposited, treated, stored or packed, that does not have direct communication with a room containing sanitary facilities, living quarters, laundry, bathroom or garage or a room where animals are housed, satisfies Tas H102 P8(b).

Tas H102.10 Washbasins

Premises or places for preparation or storage of food for sale provided with not less than one washbasin, supplied with hot and cold water through a common outlet, in or within reasonable proximity of those areas where the nature of the activities performed is such that hands are likely to be a source of contamination of food, satisfy Tas H102 P9.

Tas H102.11 Sinks

- (a) Where equipment and utensils are required to be manually cleaned and sanitized, or food preparation requires a sink, premises that are provided with a suitably sized double bowl sink for equipment washing and a separate suitably sized sink for food preparation of stainless steel supplied with-
- (i) hot and cold water; and
 - (ii) an integral drainer on at least one side or a third bowl, satisfies Tas H102 P10.
- (b) A sink installed adjacent to a wall or other vertical surface, that is fitted with an integral flashing to that wall or vertical surface to a height of not less than 150 mm, satisfies Tas H102 P10.
- (c) A sink provided with an integral surround not less than 150 mm wide except on sides with an integral flashing as in (b), satisfies Tas H102 P10.

Tas H102.12 Installation of equipment and fittings

The provision of-

- (a) automatic equipment that uses water to sanitize utensils or other equipment and only operate for the purposes of sanitation when the water is at a temperature that will sanitize the utensils or equipment; or

- (b) a sink that meets Tas H102.11, satisfies Tas H102 P10.

Tas H102.13 Storage of materials and equipment

Separate areas for the storage of fuel, cleaning compounds and general maintenance equipment provided so as to prevent the contamination of the product in the event of a spillage or any other form of breakdown, satisfies Tas H102 P11.

Tas H102.14 Food store

An eating house provided with a dry-food store, satisfies Tas H102 P11.

Tas H102.15 Meat Premises

- (a) Premises used for the preparation or sale of red meat, other than those licensed under the *Meat Hygiene Act 1985* (see Tas Part H106), that comply with-
- (i) the ARMCANZ Australian Standard for the Construction of Premises Processing Meat for Human Consumption; or
 - (ii) the Tasmanian Standard for Construction and Operation of Premises Processing and Retailing Meat and Meat Products for Human Consumption; or
 - (iii) the provisions of Tas H102.2 to Tas H102.13 and Tas H102.17,
- satisfy in relation to building construction, the requirements of Tas H102 P1 to P12.

Tas H102.16 Dairy produce

Definition:

- (a) **Dairy produce** means milk, cream, butter, cheese, condensed milk, ice-cream, yoghurt and any other product of milk and includes margarine and dairy blend.
- (b) Premises designed and constructed in compliance with the Export Control (Processed Food) Orders satisfy the special requirements of this code for premises to be used for the manufacture of *dairy produce*.

Tas H102.17 Refrigerated and cooling chambers

The construction of a refrigerated chamber or cooling chamber installed in premises for storage of food complying with the requirements for that premises, satisfies Tas H102 P12 where they have-

- (a) internal and external panels adhered directly to the insulating core material to form an integral wall section with tight fitting edges resistant to penetration by liquids; and
- (b) every joint caulked with a water-resistant, flexible sealer and finished in such a manner as to prevent migration of liquids into the core; and
- (c) every intersection of walls with floors and walls with walls covered with a radius not less than 25 mm; and
- (d) exposed slot-head screws or open-headed pop rivets filled with sealer; and
- (e) service pipes and conduits concealed in floors, walls or ceilings, if practicable, or fixed on brackets to provide clearances of not less than 25 mm between the pipe and a wall and 100 mm between the pipe and a floor; and
- (f) fittings not fixed over exposed pipes nor in a position to make difficult the cleaning of the pipe and surrounding area; and
- (g) rat proof construction, and any inaccessible spaces between the low temperature room and surrounding walls, ceilings and fixtures proof against rats and vermin; and
- (h) floors graded, as shown in Tas Table H102.17(h), to drains located outside the chamber as near as practicable to the door opening; and
- (i) drainage from cooling units within the chamber constructed in accordance with Tas Table H102.17(i), draining to a trapped outlet located outside the chamber.

Tas TABLE H102.17(h)	
FLOOR DRAINAGE OF REFRIGERATED OR COOLING CHAMBERS	
	FLOOR SLOPE
Active chillers	not less than 1:50
Other chambers	not less than 1:100

Tas TABLE H102.17(i)**DRAINAGE FROM COOLING UNITS WITHIN REFRIGERATED CHAMBERS OR COOLING CHAMBERS****Wall-mounted cooling units -**

drain water must be contained and removed by either a wall-mounted channel or a spoon drain located under the coil.

Floor-mounted cooling units -

drain water must be confined by kerbs, of a height not less than 150 mm, and directed to a trapped drain outlet.

Ceiling-mounted cooling units -

drain water must be confined by suitable insulated drip trays directly connected to the drainage system.

After Tas Part H102 insert Tas Part H103 as follows:

TAS PART H103 DINING ROOMS AND BAR ROOMS

Tas H103.1 Application of Part

This Part applies to-

- (a) dining rooms in eating houses as covered by the *Food Hygiene Guidelines 1998*; and
- (b) dining rooms and bar rooms (excluding bar service areas) in licensed premises covered by the *Liquor and Accommodation Act 1990*.

**Tas H103.1(a)
amended by
Amdt No. 8**

Tas H103.2 Number of persons accommodated

- (a) The number of diners in a dining room, or customers in a bar room, for whom *exits* and sanitary facilities are provided, must be calculated on the basis of-
 - (i) one diner for each 1 m² of *floor area* of the dining room; and
 - (ii) one customer for each 0.5 m² of *floor area* of the bar room.
- (b) The *floor areas*, for the purpose of (a), do not include any part-
 - (i) used as a dance floor;
 - (ii) used by a band, orchestra or group of persons providing entertainment for diners; or

- (iii) set aside for display or serving food or drink, which must be calculated separately.

Tas H103.3 * * * * *

This clause has been deliberately left blank.

Tas H103.4 Sanitary facilities

- (a) Separate sanitary facilities for males and females must be provided in close proximity to each dining room and bar room in licensed premises.
- (b) Where the sanitary facilities are not accessed from within the dining room or bar area, reasonable protection from the elements must be provided for the patrons.

Tas H103.5 Insect proofing

- (a) Subject to sub-clause (b), every opening *window* of a dining room must be fitted with an efficient, insect-proof *window* screen, and every exterior doorway giving access to a dining room must be fitted with an efficient, insect-proof, *self-closing* door.
- (b) A dining room, lounge and entrance hall, or other area adjacent thereto, which is fitted with appliances for the elimination of flies and insects, by electricity or otherwise, satisfies (a).

Tas H103.6 Separation from other areas

A dining room must not have direct opening to sanitary facilities, living quarters, a laundry, bathroom or garage or a room where animals are housed.

After Tas Part H103 insert Tas Part H104 as follows:

TAS PART H104 BOTTLE SHOPS AT LICENSED PREMISES

Tas H104.1 Application of Part

This Part is applicable to drive-in bottle shops at premises licensed under the *Liquor and Accommodation Act 1990* to sell liquor.

Tas H104.2 Drive-in bottle shops

A drive-in bottle shop must-

- (a) have storage area, display area and refrigeration facilities; and
- (b) provide protection from rain for persons when purchasing liquor or inspecting the range of liquor offered for sale from that bottle shop.

Add Tas Part H105 as follows:

TAS PART H105 ACCOMMODATION FACILITIES

Tas H105.1 Application of Part

This Part applies to every form of accommodation facility for travellers covered by the *Liquor and Accommodation Act 1990*.

Tas H105.2 Definitions

Bed and breakfast establishment means a guest house.

Bedroom means a room for sleeping to be occupied by one or more people travelling together and may have sanitary facilities attached to the room.

Dormitory means a room for sleeping to be occupied by-

- (a) people of the same sex; or
- (b) a family.

Tas H105.3 Floor area of bedrooms and dormitories

- (a) The *floor area* of the main *bedroom* or only *bedroom* in a *sole-occupancy unit* must be not less than 8.5 m² for the first person with additional space of 3 m² for each other person to be accommodated.
- (b) The *floor area* of any *bedroom*, other than the main *bedroom*, must be not less than-
- (i) 7.5 m² for a room accommodating one person; or
 - (ii) 9.0 m² for a room accommodating two persons; or
 - (iii) 9.0 m² for two persons, plus additional 3.5 m² for each person in excess of two accommodated in the room.
- (c) The *floor area* of a *dormitory* must be not less than-
- (i) 4.0 m² per person accommodated in beds; and
 - (ii) 2.5 m² per person accommodated in two-tiered bunks; and
 - (iii) 2.0 m² per person accommodated in three-tiered bunks.
- (d) For the purposes of (a), (b) and (c), the area occupied by an attached bathroom, toilet, living, dining, kitchenette or access area must not be included in the area of a *bedroom* or *dormitory*.
- (e) The size of *dormitories* to be provided at an accommodation facility must be on the basis of equal numbers of males and females.
- (f) This Clause does not apply to unregistrable relocatable dwellings.

Tas H105.4 Eating areas

- (a) Except in Class 1b *bed and breakfast establishments*, dining rooms, where provided in accommodation facilities, for travellers must comply with the requirements of Tas Part H103.
- (b) An eating area must be provided in each *sole-occupancy unit* for which meals are provided for consumption in the unit or in which occupants prepare their own meals.
- (c) A communal eating room must be provided in each hostel or *bed and breakfast establishment* with space equivalent to 1 m² for each person who can be accommodated in that hostel or *bed and breakfast establishment*.

Tas H105.5 Cooking areas

- (a) Kitchens, attached to dining rooms or in which meals are prepared and cooked for delivery to guests or for sale to customers, must comply with the requirements of **Tas Part H102**.
- (b) Each holiday unit must be provided with a cooking area with space for-
 - (i) food storage;
 - (ii) a refrigerator; and
 - (iii) free standing stove or wall oven and cooking top or equivalent.
- (c) Each holiday cabin must be provided with space for -
 - (i) food storage; and
 - (ii) an appliance for cooking.
- (d) Each hostel must be provided with space for-
 - (i) sufficient appliances for cooking;
 - (ii) refrigeration; and
 - (iii) food storage.
- (e) Each cooking area must be provided with an adequate supply of potable hot and cold water.

Tas H105.6 Sanitary facilities in suites and units

Each suite and holiday unit must be provided, within the suite or unit, with sanitary facilities which include-

- (a) a bath or shower or both, together or separate;
- (b) a water closet; and
- (c) a washbasin.

Tas H105.7 Sanitary facilities at individual caravan sites

Where provided at individual caravan sites sanitary facilities must include a shower cubicle, water closet and a washbasin.

Tas H105.8 Communal sanitary facilities

- (a) Communal sanitary facilities provided for travellers accommodated in a hotel or *bed and breakfast establishment* in accordance with Table F2.1, must be situated-

- (i) conveniently in relation to the travellers' *bedrooms* for which the units are provided; and
 - (ii) in such a position as to be capable of being entered from within the premises.
- (b) Separate communal sanitary facilities must be provided for travellers of each sex accommodated in holiday cabins, hostels, *bed and breakfast establishments*, caravan parks or camping grounds in accordance with Tas Table H105.8 except that in a Class 1b *bed and breakfast establishment*, one communal sanitary facility may be provided if it serves a family or group travelling together and the proprietor has separate facilities.
- (c) For male travellers one third of closet pans may be replaced by urinals.
- (d) In calculating the numbers of facilities to be provided under (a) and (b) the following must not be included in the communal sanitary facilities to be provided for travellers-
- (i) those provided for use by the proprietor, his family and his employees; or
 - (ii) those provided for the sole use by persons occupying accommodation or caravan sites with sanitary facilities attached.
- (e) Washbasins may be installed in a separate communal area for each sex.
- (f) Where communal toilets are located in a building separate from communal washing facilities, washbasins must be installed in the toilet building at the rate of one washbasin for each three toilets in the building.
- (g) Communal sanitary facilities for females must have adequate means for disposal of sanitary towels.

Tas TABLE H105.8		
COMMUNAL SANITARY FACILITIES FOR TRAVELLERS		
Holiday cabins, hostels, <i>bed and breakfast establishments</i> , caravan parks or camping grounds-		
Max. Number of Males or Females Served by:	1	Each Extra
Closet Fixture(s)	10	15
Wash Basin(s)	10	15
Shower	10	15

Tas H105.9 Location of facilities

- (a) In a hostel, communal sanitary facilities must be situated-
 - (i) at a distance no greater than 100 m from the travellers' *bedrooms* or dormitories in the hostel in respect of which the units are provided; and
 - (ii) in such a position as to be capable of being entered from within the hostel premises.
- (b) At holiday cabins, communal sanitary facilities must be situated conveniently in relation to the cabins for which the units are provided, being in no case more than 100 m or less than 6 m from any of those holiday cabins.
- (c) In a caravan park the communal sanitary facilities must be situated-
 - (i) at a distance no greater than 100 m and no less than 6 m from any caravan site; and
 - (ii) in such a position as to be entered from within the park.
- (d) In camping grounds the communal sanitary facilities must be situated-
 - (i) conveniently in relation to that area of the camping ground on which caravans may be parked or tents erected; and
 - (ii) in such a position as to be entered from within the camping ground.

Tas H105.10 Doors and windows on communal facilities

- (a) Every external doorway giving direct access to the interior of a building containing a sanitary facility or a laundry, or a group of sanitary facilities or laundries must be provided with a full-length door fitted with a suitable locking device.
- (b) A doorway giving access to a bathroom, shower-cubicle, or toilet closet within a building containing communal sanitary facilities must be provided with a door of such size as to allow for adequate space to be left open between the top and bottom of the door and the head of the doorway and the floor respectively, whilst still ensuring the privacy of the user.
- (c) Each door referred to in (b) must be fitted with a suitable means of fastening to ensure the privacy of the user and must be capable of being opened from the outside in an emergency.

- (d) Every *window* serving a sanitary facility must be glazed with obscured glass.

Tas H105.11 Laundry facilities

- (a) Communal laundry facilities must be provided at the rate shown in Tas Table H105.11 for use by occupants for whom individual laundry units have not been provided.
- (b) A water supply must be capable of providing ample hot and cold, potable water to the unit.
- (c) A laundry unit must include space for-
 - (i) one washing machine;
 - (ii) one wash trough; and
 - (iii) one ironing board or ironing table.
- (d) Drying units for washed clothes must be provided with space for-
 - (i) 6 m of clothes line; or
 - (ii) one heater dryer for each laundry unit.

Tas TABLE H105.11 NUMBERS SERVED BY LAUNDRY UNITS		
Units served	One Laundry unit serves	Each Extra Laundry unit serves
<i>Bedrooms</i> in hotels, motels or <i>bed and breakfast establishments</i> :	10	20
Holiday units or holiday cabins:	7	7
Sites in Caravan Parks or camping grounds:	15	20
Travellers in hostels:	30	30
Note: In calculating the number of communal units to be provided those <i>sole-occupancy units</i> with attached laundry units need not be included.		

Tas H105.12 Floors of sanitary facilities and laundry facilities

The floor of a building or part of a building containing communal sanitary facilities or communal laundry facilities must-

- (a) have an impervious, smooth, non-slip surface which must be continued up all walls to a height of 150 mm above floor level;

- (b) have the junctions between the floor and walls covered for easy cleaning;
- (c) be graded to a floor waste; and
- (d) not be painted.

Tas H105.13 Insect proofing

Every accommodation facility must be rendered insect-proof by the fitting of-

- (a) an insect-proof screen on at least one openable *window* in each room and every fireplace in that unit; and
- (b) a *self-closing* insect-proof door to every outside door way of that unit.

Tas H105.14 Doors on accommodation facilities

- (a) An external door to a *bedroom*, suite or *dormitory* must be-
 - (i) fitted with a suitable locking device; and
 - (ii) capable of being locked from inside the *bedroom*, suite or *dormitory*.
- (b) Every internal door in an accommodation facility must be fitted with a latching device capable of being opened from either side in an emergency.

After Tas Part H105 insert Tas Part H106 as follows:

TAS PART H106 MEAT PREMISES

Tas Part H106
replaced by Amdt
No. 2

Tas H106.1 Application of Part

This Part is applicable to abattoirs or animal processing premises, slaughter houses, poultry processing premises, game-meat processing establishments and pet food works licensed under the *Meat Hygiene Act 1985*.

Tas H106.2 Premises Processing Animals

Premises used for the processing of animals for human consumption must comply with the Australian Standard for Construction of Premises Processing Animals for Human Consumption, AS 4462.

Tas H106.3 Premises Processing Meat

Premises used for the processing of meat for human consumption must comply with the relevant Australian Standard listed below –

- (a) Construction of Premises Processing Meat for Human Consumption, AS 4460.
- (b) Hygienic Production of Game Meat for Human Consumption, AS 4464.
- (c) Hygienic Production of Poultry Meat for Human Consumption, AS 4465.
- (d) Hygienic Production of Rabbit Meat for Human Consumption, AS 4466.

After Tas Part H106 insert Tas Part H107 as follows:

TAS PART H107 FARM DAIRY PREMISES**Tas H107.1 Application of this Part**

This part is applicable to every farm dairy as covered by the *Tasmanian Dairy Industry Act 1994*.

Tas H107.2 Milking Sheds and Holding Yards

- (a) The walls (including the walls of the pit of a herringbone design milking shed) must be non absorbent and easy to clean.
- (b) The floor of a holding yard and a milking shed must be non absorbent, easy to clean and free-draining.
- (c) The lighting of a holding yard and a milking shed must be adequate for proper milking.
- (d) The working space in a milking shed is to be sufficient to minimise the risk of contamination of milk during milking.
- (e) Effluent from a holding yard and a milking shed is to be drained to a suitable point for disposal.
- (f) The requirements of (a), (b) and (c) are satisfied if -
 - (i) the walls are constructed of well-compacted smooth finish concrete or other material sealed to be impervious to moisture; and
 - (ii) the floors are constructed of well-compacted smooth finish concrete and graded to a drain; and

Tas Part H107
replaced by Amdt
No. 2

Amdt 11

- (iii) joints between wall sections and walls and floors are sealed to prevent entry of water and pests; and
- (iv) artificial lighting is designed to comply with AS 1680.

Tas H107.3 Milk Receiving Area and Milk Storage Room

- (a) A Milk Receiving Area and Milk Storage Room must -
 - (i) have internal surfaces that are smooth, non-absorbent, free-draining and easy to clean; and
 - (ii) be constructed so as to prevent the entry of dust, insects, pests, birds and animals; and
 - (iii) have adequate artificial lighting that -
 - (A) is located to provide a clear view of the milk for grading and measuring purposes; and
 - (B) the lights over a bulk vat are to be protected to prevent glass entering the vat if the light is broken; and
 - (C) have switches appropriately located at the milk collection areas; and
 - (iv) have adequate ventilation to aid the drying of floors and walls between milkings.
- (b) The requirements of (a) are satisfied if -
 - (i) the floors are constructed of well-compacted smooth finish concrete and graded to a drain; and
 - (ii) the internal surfaces are smooth, sealed and washable; and
 - (iii) joints between wall sections and walls and floors are sealed to prevent entry of water and pests; and
 - (iv) artificial lighting is designed to comply with AS 1680; and
 - (v) all openings are fitted with doors, *windows* or screens; and
 - (vi) the milk is stored in a bulk storage tank which complies with AS 1187; and
 - (vii) ventilation is provided in accordance with F4.5.

Tas H107.4 Water supply

An adequate and suitable supply of water must be available for plant sanitation, teat washing, milk cooling and vat rinsing.

After Tas Part H107 insert Tas Part H108 as follows:

TAS PART H108 PHARMACIES

Tas H108.1 Application of Part

This Part applies to all pharmacies to which the *Pharmacy Regulations 1966* apply.

Tas H108.2 Definition

In this Part the following meaning applies-

Dispensary means the room or area within a pharmacy or other premises which a registered pharmaceutical chemist uses for the compounding or dispensing of prescriptions, medicines or drugs.

Tas H108.3 Pharmacy premises

- (a) Each premises used as a pharmacy must have-
- (i) a *dispensary* for the compounding or dispensing of drugs and for the storage of material used in dispensing;
 - (ii) space for the storage of narcotic substances and poisons as *required by the Poisons Regulations 1975*;
 - (iii) a place for unpacking containers or cases and goods; and
 - (iv) a room for storing merchandise not used in dispensing.
- (b) A pharmacy may have an area set aside for retailing merchandise that is not compounded or dispensed.

Tas H108.4 Dispensary

- (a) A *dispensary* must be located-
- (i) within a pharmacy in a position to enable a person in the *dispensary* to supervise the *dispensary*, storage areas for narcotic substances and poisons, the entrances to unpacking areas and areas for storing other substances, and the retail area; and
 - (ii) separate from any place where goods are unpacked or where general merchandise, not used in dispensing, is stored.
- (b) Each *dispensary* must be provided with-

- (i) a sink and drainage board of impervious material moulded or manufactured in one piece;
- (ii) a reticulated supply of hot and a cold water capable of providing to the sink adequate quantities of water for dispensing purposes; and
- (iii) space for a dispensing bench with a working area not less than 1.4 m².

Tas H108.5 Security of dispensary

- (a) Every *dispensary* and enclosure set aside for the storage of narcotic substances and poisons must be able to be secured against entry.
- (b) If a *dispensary* is located in a pharmacy that is capable of being secured against entry at all times while the *dispensary* is not in use, then the *dispensary* is deemed to be secured against entry.

After Tas Part H108 insert Tas Part H109 as follows:

TAS PART H109 HOSPITALS AND NURSING HOMES

Tas H109.1 Application of Part

This Part applies to every hospital or nursing home.

Tas H109.2 Floor area of wards and bedrooms

The *floor area* of each ward or bedroom must be sufficient to provide not less than-

- (a) 9 m² in a one-bed ward or bedroom; or
- (b) 7.5 m² for each patient or resident accommodated in any other ward or bedroom.

Tas H109.3 Floor and walls

- (a) The surface finish of all floors and walls within the building must have a smooth impervious and non-toxic finish.
- (b) The junctions between floors and walls must be covered for ease of cleaning.
- (c) In operating theatres, all junctions of walls with walls and of walls with ceilings must be covered.

- (d) Provided the requirements of Specification C1.10 are met, the walls and floors complying with (a) may have suitable coverings.

Tas H109.4 Grab rails and handrails

- (a) Every toilet closet, bath and shower alcove for use by patients or residents must be fitted with grab rails.
- (b) Corridors in areas used by patients or residents must be fitted with handrails.

Tas H109.5 Insect proofing

Each external opening must be fly-screened except where the openings are fitted with *self-closing* doors or with doors provided with suitable insect repellent devices.

Tas H109.6 Water temperature

The temperature of water supplied to baths and showers for patients must not exceed 50°C.

After Tas Part H109 insert Tas Part H110 as follows:

**TAS PART H110 PREMISES USED FOR
ACTIVITIES INVOLVING SKIN
PENETRATION**

Tas H110.1 Application of Part

This Part applies to premises for tattooing, ear-piercing, acupuncture and like activities, covered by the *Public Health (Skin Penetration) Regulations 1978*.

Tas H110.2 Sanitary facilities

- (a) Sanitary facilities for customers must be provided and must include not less than-
- (i) one water closet; and
 - (ii) one washbasin.
- (b) Sanitary facilities must be separated from the workroom by-
- (i) an air lock with *self-closing* entry door; or
 - (ii) a *self-closing* door.

Tas H110.3 Washbasins

The area in which skin penetration is done must be provided with-

- (a) one wash basin for each 10, or part of 10 employees; and
- (b) an adequate supply of hot and cold water controlled by foot-operated or other suitable means which allows the use of a tap without hand contact.

After Tas Part H110 insert Tas Part H111 as follows:

TAS PART H111 DENTAL SURGERIES AND CHIROPRACTORS' PREMISES

Tas H111.1 Application of Part

This Part applies to premises to be used-

- (a) as a dental surgery and covered by the *Dental Regulations 1983*; or
- (b) in the practice of chiropractic and covered by the *Chiropractors Regulations 1984*.

Tas H111.2 Waiting room

Each dental surgery and chiropractor's premises must have a separate waiting room.

Tas H111.3 Floor, walls and ceiling

The floor, walls and ceiling of a dentist's surgery and each room used in conjunction with that surgery or in a chiropractor's premises must be finished with materials which enable easy cleaning and disinfecting.

Tas H111.4 Disposal of liquid wastes

The operating section of a dental surgery must have adequate means for the disposal of waste water, other liquids and infected matter.

After Tas Part H111 insert Tas Part H112 as follows:

TAS PART H112 MORTUARIES

Tas H112.1 Application of Part

This Part applies to any premises used for the storage or preparation for burial, cremation or disposal by other means, of bodies of deceased persons.

Tas H112.2 Layout of mortuary

- (a) A mortuary may be integral with the remainder of a building but must be separated physically from all public areas of that building.
- (b) Each mortuary at which bodies are prepared for burial, cremation or other disposal must be provided with a body preparation room-
 - (i) capable of being isolated from the remainder of the premises; and
 - (ii) having a *floor area* not less than 10 m².
- (c) A vehicle reception area or garage must be provided adjacent to and with direct access to the storage room or body preparation room to ensure that the transfer of uncoffined bodies is screened from public view.
- (d) Access to toilet and shower facilities from any other part of the mortuary premises must be only by way of an air lock.

Tas H112.3 Construction of body preparation room

- (a) The floor must be-
 - (i) of impervious material with a smooth, unbroken surface; and
 - (ii) uniformly graded to a floor drain.
- (b) All walls and partitions must be of concrete or masonry with a smooth, unbroken finish for ease of cleaning.
- (c) All joints between the floor, walls, partitions, ceiling, ventilation grilles, fittings, pipework, *windows* and light fittings must be sealed with impervious material for ease of cleaning.

- (d) All joints between the floor and walls or partitions must be covered for ease of cleaning.
- (e) The body preparation room must be provided with at least one washbasin, fitted with elbow or foot-operated taps, and an adequate supply of hot and cold water.
- (f) The body preparation room must be provided with refrigerated storage facilities-
 - (i) with sufficient capacity for the storage of at least two adult bodies; and
 - (ii) capable of maintaining an internal temperature between 1° and 5°C.

Tas H112.4 Water supply and sewerage

Each mortuary with a body preparation room must be connected to-

- (a) a permanent water supply with a physical discontinuity, provided by a registered break tank or reduced pressure zone device, between the water supply and all equipment, appliances, fittings and areas in the mortuary; and
- (b) a water carriage sewerage system.

After Tas Part H112 insert Tas Part H113 as follows:

TAS PART H113 FOUNDRIES

Tas H113.1 Application of Part

This Part is applicable to every building or premises in which foundry operations are undertaken.

Tas H113.2 General

- (a) Every floor in a foundry must be level and, in places other than where molten metal is poured, must be composed of concrete or similar material or wooden blocks.
- (b) Every part of a foundry must be not less than 4.2 m high-
 - (i) where a ceiling is provided, measured from the floor to the ceiling; or
 - (ii) where a ceiling is not provided, measured from the floor to the lowest part of the roof.

**Tas H113.1
amended by
Amdt No. 8**

Amdt 11

- (c) All roof lights in a foundry must be fitted with wired glass or protected by means of wire netting fitted under the underside.

Tas H113.3 Cupola charging platform

- (a) The floors of cupola charging platforms must be-
- (i) of heavy timber or non-slip steel plate;
 - (ii) securely fixed in position; and
 - (iii) level.
- (b) All parts of the cupola charging platform must be covered by a roof not less than 3 m above the platform.
- (c) A cupola charging platform must have-
- (i) a wall, not less than 1 m high, measured from the floor of the platform, constructed to surround the platform; and
 - (ii) the sides between the top of the wall and the roof suitably waterproofed and ventilated.
- (d) A properly constructed access stair or ramp must be provided to give access to every cupola charging platform and must comply with AS 1657.

Tas H113.4 Deep moulds and pits

Deep moulds or pits, for permanent use-

- (a) must be lined with bricks, concrete, or other suitable material in such a manner as to provide adequate reinforcement and to keep the pit or mould in a dry condition; and
- (b) must be securely fenced by means of a wall of adequate construction, railings or chains and stanchions raised, in each case, to a height not less than 1 m above the surface of the surrounding floor.

Tas H113.5 Pot furnaces

Where pot furnaces are below ground level, the pit must be covered by a substantial grating at the point at which metal is removed from the furnace, and must at all other points be securely fenced as in Tas H113.4(b).

After Tas Part H113 insert Tas Part H114 as follows:

**TAS PART H114 PREMISES FOR
MANUFACTURE OR
PROCESSING OF GLASS
REINFORCED PLASTICS**

Tas H114.1
amended by
Amdt No. 8

Tas H114.1 Application of Part

This Part is applicable to every building in which glass reinforced plastics are manufactured or processed.

Tas H114.2 Separation from other buildings

A building for manufacture or processing of glass fibre plastics must be-

- (a) separated from other buildings or parts of an occupancy by means of impervious walls with FRL at least 120/120/120; or
- (b) separated from all other buildings by a clear space of not less than 6 m.

Tas H114.3 Rise in storeys

The building must be of single *storey* construction.

Tas H114.4 Maximum floor areas

The *floor area* of any building or fire-separated section must not exceed the relevant maximum *floor area* set out in Tas Table H114.4.

Tas TABLE H114.4 MAXIMUM FLOOR AREA (m²) OF BUILDINGS FOR MANUFACTURE OR PROCESSING OF GLASS REINFORCED PLASTICS OR ISOCYANATES			
	Type of construction of building-		
	Type A	Type B	Type C
Not Sprinklered	1500	1200	1000
Sprinklered	6000	5000	3000

Tas H114.5 Required exits

- (a) Each fire-separated section of a building which is a work place must have at least two *exits* for escape purposes and the number and location of the *exits* must be such that any point on the floor is not further than 20 m from one of the *exits*.
- (b) Only *exits* with vertically hinged swinging doors may be considered as *exits* for the purposes of this clause.

Tas H114.6 Hand laminating and spray depositing

The walls and floors of areas to be used for hand laminating and spray depositing must be constructed of *non-combustible* materials.

Tas H114.7 Ventilation

- (a) Mechanical or natural ventilation must be via low-level, exhaust ducting in a wall and a fixed, open, floor-level, fresh-air inlet ducting in the opposite wall such as to ensure a cross flow of the ventilation air over the complete working area.
- (b) Mechanical ventilation must provide not less than 6 air changes per hour.
- (c) The ventilation fan and exhaust ducting must be arranged in such a manner as to-
 - (i) produce a negative pressure within any exhaust ducting within the work place so that a leak in the ducting will not vent exhaust air back to the work place; and
 - (ii) vent the exhaust air to the atmosphere so as to prevent recirculation of that exhaust air.

Tas H114.8 Smoke and heat roof vents

Each fire-separated section must be provided with *automatic* smoke and heat roof vents.

After Tas Part H114 insert Tas Part H115 as follows:

TAS PART H115 PREMISES FOR PRODUCTION OR PROCESSING OF ISOCYANATES

Tas H115.1 Application of Part

This Part is applicable to every building in which isocyanate production or processing is undertaken.

Tas H115.2 Areas of work places

Work places in which an isocyanate industry is carried on must be divided into the following divisional areas:

- (a) Administration and staff amenities.
- (b) Workshop.
- (c) Bulk stores.
- (d) Curing room.
- (e) Processing plant.
- (f) Raw materials plant.
- (g) Manufacture.

Tas H115.3 Separation from other areas and buildings

- (a) Each of the divisional areas *required* by Tas H115.2 other than the administration and staff amenities building, must be-
 - (i) separated from each of the other divisional areas by means of an impervious wall with an FRL not less than 120/120/120; or
 - (ii) separated from all other buildings by a clear space of not less than 6 m.

**Tas H115.1
amended by
Amdt No. 8**

Amdt 11

- (b) Notwithstanding the distance requirements of (a), bulk stores of polyols and bulk stores of isocyanates must comply with the requirements of the *Dangerous Goods (General) Regulations 1998*.

Tas H115.3(b)
amended by
Amdt No. 8

Tas H115.4 Rise in storeys

The building must be of single *storey* construction.

Tas H115.5 Maximum floor areas

The *floor area* of any building or fire-separated section must not exceed the area shown in Tas Table H114.4.

Tas H115.6 Required exits

- (a) Every building or divisional area of a work place must have not less than 2 *exits* for escape purposes.
- (b) The number and location of the *exits* must be such that any point on the floor is not more than 20 m from one of the *exits*.
- (c) Only *exits* with vertically hinged swinging doors may be considered as *exits* for the purposes of this clause.

Tas H115.7 Bulk stores for polyols and isocyanates

- (a) A bulk store for polyols must be constructed from *non-combustible* materials and have a smooth impervious concrete floor and it must protect the polyols from direct exposure to the sun's radiation.
- (b) A bulk store for isocyanates must-
- (i) be constructed from *non-combustible* materials, have a smooth impervious concrete floor, and must protect the isocyanate containers from direct exposure to the sun; and
 - (ii) if it is used for storage of either TDI or HDI and is not an open sided building, be fitted with mechanical ventilation so that the TLV is not exceeded at any time provided that the ventilation must provide not less than 6 air changes per hour.

- (c) The area around both a polyol bulk store and an isocyanate bulk store must be bunded, the bund or bunds must ensure separation of the polyol and isocyanate areas and each bund must have a capacity of 10% more than the storage capacity of the largest tank it protects.

Tas H115.8 Curing room

The curing room for the storage of newly produced flexible polyurethane foam must be constructed of *non-combustible* materials with a smooth impervious concrete floor and fitted *automatic* fire vents in the roof.

After Tas Part H115 insert Tas Part H116 as follows:

TAS PART H116 PREMISES FOR ELECTRO-PLATING ELECTRO- POLISHING, ANODISING OR ETCHING

Tas H116.1 Application of Part

**Tas H116.1
amended by
Amdt No. 8**

This Part is applicable to every building where any of the processes of electro-plating, electro-polishing, anodising or etching are undertaken.

Tas H116.2 Floors

The floor of every plating area must be-

- (a) so graded as to-
 - (i) permit easy flushing with water; and
 - (ii) prevent liquids from flowing from the area into other parts of the work place; and
- (b) chemically resistant to the solutions used in the process.

Tas H116.3 Height of plating area

Every part of a plating area must be not less than 2.7 m in height-

- (a) measured from the floor to the ceiling if a ceiling is provided; or
- (b) measured from the floor to the lowest part of the roof if a ceiling is not provided.

Tas H116.4 Air space

In every plating area there must be not less than 14 m³ of air space for each person employed and, in the calculation of such space, the height taken into account must not exceed 4.2 m.

Tas H116.5 Ceiling construction

The ceiling of a plating area must be so constructed as to prevent, so far as is practicable, atmospheric contaminants from escaping into rooms or work places, situated above the level of the ceiling.

After Tas Part H116 insert Tas Part H117 as follows:

TAS PART H117 PREMISES FOR LEAD PROCESSING**Tas H117.1 Application of Part**

This Part is applicable to every building in which lead processes are used.

Tas H117.1
amended by
Amdt No. 8

Tas H117.2 Floors

- (a) The floor of every work place where a lead process is used must be-
- (i) so constructed of concrete or other suitable material as to be smooth and impervious to fluids; and
 - (ii) graded and properly drained to permit flushing with water.
- (b) The material of which the floor is constructed must be applied to the walls to a height of not less than 75 mm in such a fashion that the angle between the walls and the floor is coved for easy cleaning.

Tas H117.3 Height of lead processing areas

Every part of a lead processing area must be not less than 2.7 m in height-

- (a) where a ceiling is provided, measured from the floor to the ceiling; or
- (b) where a ceiling is not provided, measured from the floor to the lowest part of the roof.

Tas H117.4 Air space and floor space

- (a) In every lead processing area there must be not less than 14 m³ of air space for each person employed therein, and in the calculation of such space the maximum height taken must be not greater than 4.2 m; and
- (b) total floor space for the persons employed in such area, exclusive of space used for storage, must be not less than 3.3 m² for each person so employed.

Tas H117.5 Interior of lead processing areas

- (a) The inner surfaces of the walls of every lead processing area must be of a smooth material impervious to fluids and must not contain any projections on which dust may lodge; and
- (b) the interior construction of the ceiling or roof must, so far as is practicable, be such that dust will not settle on it.

Tas H117.6 Dust collection

Any areas in which dust-forming lead materials are manipulated, moved or treated must be served by a mechanical exhaust ventilation system capable of safely and effectively collecting all dust.

Tas H117.7 Isolation of certain processes

Where any process of pasting of electric accumulator plates or drying of paste plates, or melting down of pasted plates or of formation with tacking in the electric accumulator industry or of manipulation of dry oxide of lead, is to be carried on in the same room as any other lead process, the processes of pasting, drying, melting, formation or manipulation must be isolated from one another and from any other lead process-

- (a) by a partition extending from the floor to the ceiling in the case of a room having a ceiling not more than 3.6 m in height, or to a height of 2.7 m in any other case; or
- (b) by some other suitable method.

Tas H117.8 Drying room shelves

The racks or shelves provided in any drying room must not be more than 2.6 m from the floor nor more than 650 mm in width except that, in the case of racks or shelves set or drawn from both sides, the total width must not exceed 1.3 m.

Tas H117.9 Washing facilities

Washing facilities served with running hot and cold water for the use of all employees engaged in a lead process must be provided consisting of-

- (a) one washbasin for each 5 employees, or part thereof; and
- (b) one shower bath for each 8 employees, or part thereof.

Tas H117.10 Change rooms

In every work place in which lead is processed there must be provided two suitable furnished change rooms for the use of employees as follows-

- (a) one of the change rooms must be used for taking off, storing, and putting on of the street clothing of employees;
- (b) the other of the change rooms must be used for the taking off, storing, and putting on of overalls and other clothing worn in any work room;
- (c) each change room must be so constructed and situated as to prevent the entry into the room of dust or fumes generated in a workroom; and
- (d) each change room must be in close proximity to the washing facilities *required* in Tas H117.9.

After Tas Part H117 insert Tas Part H118 as follows:

TAS PART H118 BOOTHS FOR SPRAY PAINTING OR SPRAY COATING**Tas H118.1 Application of Part**

This Part is applicable to every building in which spray painting or spray coating is undertaken.

**Tas H118.1
amended by
Amdt No. 8**

Tas H118.2 Design and construction of booths

A spray painting booth is to be designed and constructed to comply with AS/NZS 4114.1 Spray Painting Booths, Part 1: Design, construction and testing.

**Tas H118.2
amended by
Amdt No. 8**

After Tas Part H118 insert Tas Part H119 as follows:

TAS PART H119 ELECTRICITY DISTRIBUTION SUBSTATIONS

Tas H119.1 Application of Part

This Part is applicable to every surface building type electricity distribution substation as defined in the Hydro Electric Commission's "Substation Design and Construction Manual".

Tas H119.2 Building-type substations

A building-type electricity distribution substation which complies with the building construction requirements of the Hydro-Electric Commission's "Substation Design and Construction Manual" satisfies this Part.

After Tas Part H119 insert Tas Part H120 as follows:

TAS PART H120 PREMISES FOR STORAGE OF DANGEROUS GOODS

Tas H120.1 Application of Part

This Part applies to every building used for the storage of dangerous goods covered by the *Dangerous Goods Act 1998* except for explosives.

Tas H120.1
amended by
Amdt No. 8

Amdt 11

Tas H120.2 Interpretation

The words "dangerous goods", "explosive" and "flammable liquid" have the same meaning as in the *Dangerous Goods Act 1998*.

Tas H120.2
amended by
Amdt No. 8

Tas H120.3 Class of dangerous goods

The classification of dangerous goods will be as prescribed in the *Dangerous Goods (General) Regulations 1998*.

Tas H120.3
amended by
Amdt No. 8

Tas H120.4 Premises for storage of dangerous goods

- (a) A building must comply with the relevant Australian Standard, applicable to the storage of dangerous goods listed below-
- (i) Class 3 flammable liquids: AS 1940
 - (ii) Pesticides: AS 2507
 - (iii) Liquefied petroleum gas: AS 1596
 - (iv) Anhydrous ammonia: AS 2022
 - (v) Chlorine: AS 2927
 - (vi) Organic peroxides: AS 2714
 - (vii) Class 8 substances-Corrosives: AS 3780
- (b) Except as provided in (a) a room, or space, for the storage of dangerous goods must be on the ground floor and may be-
- (i) attached to an *external wall* of a building; or
 - (ii) located within a building; or
 - (iii) separate from any building.
- (c) A room, or space, attached to or located within a building must be separated from the remainder of the building by one or more walls, each having an FRL not less than 240/240/240.
- (d) Every *external wall* of a room used for the handling or storage of dangerous goods, if not *required* to have an FRL, must be *non-combustible*.
- (e) If a storage area attached to an *external wall* of a building is a space without walls, other than the separating wall, the fire protected separating wall must extend for a distance of 5 m on each side of the common part of the wall or to the end of the wall, whichever is less.

Tas H120.4(a)(vii)
amended by
Amdt No. 1

Amdt 11

- (f) Unless the wall *required* in (c) extends, over its full length, to the underside of the roof covering, the ceiling of a room, or space, for the storage of dangerous goods must have FRL not less than 180/180/180.
- (g) The floor surface of a room, or space, for the storage of dangerous goods must be-
 - (i) of hardwood or a *non-combustible* material; and
 - (ii) resistant to attack by, and compatible with the dangerous goods stored in the room or space; and
 - (iii) of impervious construction.
- (h) The provisions of the Australian Standards shall apply in cases of conflict between these provisions and those in the following section of this Appendix.

Tas H120.5 Workrooms

A workroom for industrial or commercial use of dangerous goods must-

- (a) be located in accordance with AS 2430, Parts 1, 2 and 3, from any *fire source feature*; and
- (b) have all doors opening outwards; and
- (c) have passages of escape clear of machinery or other plant.

Tas H120.6 Exits

- (a) *Exits* must be provided in accordance with Part D1.
- (b) Any door in a wall, separating a room or space for storage and handling of dangerous goods from another room, must have an FRL in accordance with Specification C1.1 but not less than 120/120/120.

Tas H120.7 Explosion vents

- (a) A room, or space, in which dangerous goods are stored must be provided with natural or mechanical ventilation so that any vapour generated within the storage is diluted with and removed by air passing through the storage area. Air dilution of the vapour should be sufficient to maintain the storage below the lower explosive limits and recommended workplace exposure standards.

- (b) The requirements of (a) are satisfied if ventilation provided to the room or space in which the dangerous goods are stored is in accordance with the ventilation requirements of AS 1940.

Tas H120.8
amended by
Amdt No. 9

Tas H120.8 Spill Collection Bunds

- (a) A spill collection bund must be provided for all liquid dangerous goods stored in a room or space.
- (b) For Class 3 dangerous goods the bund must comply with the requirements of AS 1940.
- (c) For liquid dangerous goods other than Class 3, the spill collection bund-
 - (i) must be capable of containing 100% of the largest package or tank plus 25% of the storage capacity up to 10 000 L together with 10% of the storage capacity greater than 10 000 L; and
 - (ii) may form part of the room or space or may be separate; and
 - (iii) must be constructed of materials that are impervious to the dangerous goods it is to contain.
- (d) Separate bunds must be provided for dangerous goods that are incompatible.

Tas H120.9 Electrical equipment

Any electrical equipment in a room or space used for the storage of dangerous goods is to comply with the provisions outlined in AS 2430 Part 1, 2 and 3 and AS 2381.

After Tas Part H120 insert Tas Part H121, as follows:

TAS PART H121 HAIRDRESSERS' PREMISES

Tas H121.1 Application of Part

This Part applies to any premises registered under the *Hairdressers' Registration Act 1975*.

Tas H121.2 Size of operating section

The operating section of a hairdressers' premises must have-

- (a) any floor plan dimension not less than 2.5 m; and
- (b) a *floor area* sufficient to enable the operations to proceed without inconvenience to the operators or the customers.

Tas H121.3 Premises in a residence

A hairdressers' premises located in a residence must-

- (a) be isolated from the living quarters; and
- (b) have direct access from a public place.

Tas H121.4 Sanitary facilities

Except where sanitary facilities are available for common use, every hairdressers' premises which has more than 5 operating seats must be provided with one water closet and one washbasin for use by customers.

Tas H121.5
deleted by
Amdt No. 9

Amdt 11

APPENDIX

Amdt 11

VICTORIA

INTRODUCTION

This Appendix contains variations and additions to the Building Code of Australia (BCA) provisions which are considered necessary for the effective application of the Code in Victoria and shall be treated as amendments to the Code.

VICTORIA - BCA APPENDIX

CONTENTS

This Appendix contains the BCA provisions that have been varied and additional provisions for application in Victoria as follows:

A - GENERAL PROVISIONS

- Vic A1.1 Definitions
- Vic Specification A1.3
Standards Adopted by Reference

D - ACCESS AND EGRESS

- Vic D1.4 Exit travel distances
- Vic D1.6 Dimensions of exits and paths of travel to exits
- Vic D2.21 Operation of latch

E - SERVICES AND EQUIPMENT

- Vic Table E1.5 Requirements for sprinklers
- Vic Specification E1.5
Fire sprinkler systems
- Vic Specification E2.2a
Smoke detection and alarm systems

F - HEALTH AND AMENITY

- Vic FF2.2 Functional Statement
- Vic FP2.2 Performance Requirement
- Vic FP2.3 Performance Requirement
- Vic F2.0 Deemed-to-Satisfy Provisions
- Vic F2.1 Facilities in residential buildings
- Vic F2.3 Facilities in Class 3 to 9 buildings
- Vic Table F2.3 Sanitary facilities in Class 3, 5, 6, 7, 8 and 9 buildings
- Vic F2.5 Construction of sanitary compartments
- Vic F2.101 First aid rooms
- Vic FO3 Objective
- Vic FF3.1 Functional Statement
- Vic FP3.1 Performance Requirement
- Vic F3.0 Deemed-to-Satisfy Provisions
- Vic F3.101 Children's services - size of rooms

- Vic F3.102 Class 3 buildings - size of rooms
- Vic F3.103 Residential aged care buildings - size of rooms
- Vic F4.1 Provision of natural light
- Vic F4.2 Methods and extent of natural lighting
- Vic Part F6 Energy Efficiency

G - ANCILLARY PROVISIONS

- Vic G1.1 Swimming pools

H - SPECIAL USE BUILDINGS

- Vic Part H101 Class 3, Class 9a and Class 9c Residential Aged Care Buildings
- Vic Part H102 Places of Public Entertainment
- Vic Part H103 Fire Safety in Class 2 and Class 3 Buildings
- Vic Part H104 Class 9b Children's Services

FOOTNOTE

- Special Requirements for Certain Buildings and Components

Vic Appendix
replaced by Amdt
No. 1

SECTION A GENERAL PROVISIONS

PART A1 INTERPRETATION

Vary A1.1 as follows:

Vic A1.1 Definitions

Add the definition of "*children's service*" as follows:

Children's service means a service providing care or education for 5 or more children under the age of 6 years in the absence of their parents or guardians-

- (a) for fee or reward; or
- (b) while the parents or guardians of the children use services or facilities provided by the proprietor of the service,

but does not include a service where the children are-

- (a) patients in a hospital which is a registered funded agency under the Health Services Act 1988; or
- (b) students enrolled at a preparatory level or above at-
 - (i) a State school within the meaning of the Education Act 1958; or
 - (ii) a school within the meaning of section 35 of the Education Act 1958; or
- (c) recipients of protection, care or accommodation being provided by a community service or secure welfare service established under section 57 of the Children and Young Persons Act 1989 or a community service approved under section 58 of that Act; or
- (d) clients of a registered service or a residential program within the meaning of the Intellectually Disabled Person's Services Act 1986; or
- (e) children being cared for or educated in their own home or by a relative of the children.

Substitute the definition of "*early childhood centre*" as follows:

Early childhood centre means a *children's service*.

Amdt 11

Add the definition of "*residential care building*" as follows:

Residential care building means a building which is a place of residence for persons who need physical assistance in conducting their daily activities and to evacuate the building during an emergency, including an *aged care building*, supported residential service, hostel or nursing home, but not including-

- (a) a hospital; or
- (b) a dwelling in which related persons and not more than 2 additional unrelated persons would ordinarily be resident; or
- (c) a place of residence where less than 10% of residents need physical assistance in conducting their daily activities and to evacuate the building during an emergency.

Add the definition of "*restricted children's service*" as follows:

Restricted children's service means a *restricted children's service* as defined in the Children's Services Regulations 1998.

**"Residential care building"
amended by
Amdt No. 11**

**"Restricted children's service"
amended by
Amdt No. 4**

Amdt 11

Vary Specification A1.3 Table 1 as follows:

**Vic Specification A1.3
STANDARDS ADOPTED BY REFERENCE**

Insert in Vic Table 1 of Specification A1.3 the following additional and revised clause references and additional documents:

Vic Table 1
amended by
Amdt No. 10

Amdt 11

Vic Table 1 SCHEDULE OF REFERENCED DOCUMENTS			
No.	Date	Title	BCA Clause(s)
AS 1926		Swimming pool safety	
Part 1	1993	Fencing for swimming pools	Vic G1.1, Vic H104.4
Part 2	1995	Location of fencing for private swimming pools	Vic G1.1
AS 2118		Automatic fire sprinkler systems	
Part 4	1995	Residential	Vic Spec E1.5, Vic H103.1
AS/NZS 4200		Pliable building membranes and underlays	
Part 2	1994	Installation requirements	Vic F6.5
CAMS - Track operator's safety guide - Edition 2			
		Confederation of Australian Motor Sport, June 1993	Vic H102.3
FirstRate house energy rating software			
		Sustainable Energy Authority Victoria 2001	Vic F6.3
Supported residential service design guidelines			
		Health and Community Services Victoria, September 1995	Vic H101.4, Vic H101.5
Residential fire safety systems Practice Note No. 07			
		Building Control Commission 1999	Vic Spec E2.2a, Vic H103.1
Emergency communication systems Practice Note No. 08			
		Building Control Commission 1999	Vic H103.1

SECTION D ACCESS AND EGRESS

PART D1 PROVISION FOR ESCAPE

Substitute the lead-in to D1.4(d) as follows:

Vic D1.4 Exit travel distances

- (d) **Class 9 buildings** - in a *patient care area* in a Class 9a building and in a *children's service*-

Delete D1.6(f)(iv) as follows:

Vic D1.6 Dimensions of exits and paths of travel to exits

- (f) (iv) (Deleted)

PART D2 CONSTRUCTION OF EXITS

Add Vic D2.21 (g) as follows:

Vic D2.21 Operation of latch

- (g) is an *exit door* from a *children's service* which does not open to an outdoor space enclosed in accordance with Vic H104.4, in which case the latch must be located between 1.5 m and 1.65 m above the floor and the door must be *self-closing*.

SECTION E SERVICES AND EQUIPMENT

PART E1 FIRE FIGHTING EQUIPMENT

Delete reference to *Class 9c aged care building* and add reference to *residential care buildings* in Table E1.5 and substitute Note (3) of Table E1.5 as follows:

Vic D1.6 inserted
by Amdt No. 11

Part E1 amended
by Amdt No. 11

Amdt 11

VIC Table E1.5 REQUIREMENTS FOR SPRINKLERS	
Occupancy	When sprinklers are required
<i>Residential care buildings</i>	In all buildings.
<p>(3) For the purposes of this Table, occupancies of excessive fire hazard comprise buildings which contain-</p> <p>(a) hazardous process risks including the following:</p> <ul style="list-style-type: none"> (i) aircraft hangars. (ii) electrical/electronic manufacturing and assembly (predominantly plastic components). (iii) fire-lighter manufacturing. (iv) fireworks manufacturing. (v) flammable liquid spraying. (vi) foam plastic goods manufacturing and/or processing. (vii) foam rubber goods manufacturing and/or processing. (viii) hydrocarbon based sheet product manufacturing and/or processing. (ix) nitrocellulose and nitrocellulose goods manufacturing. (x) paint and varnish works, solvent based. (xi) plastic goods manufacturing and/or processing works. (xii) resin and turpentine manufacturing. (xiii) vehicle repair shops. <p>(b) <i>combustible</i> goods with an aggregate volume exceeding 2000 m³ and stored to a height greater than 4 m such as the following:</p> <ul style="list-style-type: none"> (i) aerosol packs with flammable contents. (ii) cartons and associated packing material excluding cartons with densely packed non-combustible content. (iii) electrical appliances where the components are predominantly plastic. (iv) foamed rubber or plastics including wrappings or preformed containers. (v) paper products. (vi) plastic, rubber, vinyl and other sheets in the form of offcuts, random pieces or rolls. (vii) textiles raw and finished. (viii) timber products. 	

Amdt 11

Substitute Clause 2(b) of Specification E1.5 as follows:

**Vic Specification E1.5
FIRE SPRINKLER SYSTEMS**

2. Adoption of AS 2118

- (b) for a Class 2 or 3 building or a *residential care building* other than a Class 9c *aged care building*: AS 2118.4 as applicable; or

**Vic Specification E2.2a
SMOKE DETECTION AND ALARM SYSTEMS**

Substitute Class 4(e) of Specification E2.2a as follows:

4. Smoke detection system

- (e) In a Class 9c *aged care building*—
- (i) (A) remote automatic indication of each zone must be given in each smoke compartment; and
 - (B) indication of (A) must be indicated on remote annunciator panels with alpha-numeric displays with a minimum of 20 characters of 9 mm minimum height; and
 - (C) if the building accommodates more than 20 residents, manual call points must be installed in paths of travel so that no point on a floor is more than 30 m from a manual call point ; or
 - (ii) (A) indication of the zone where the smoke detection system has actuated must be communicated via a suitable interface with the fire indicator panel to a portable remote communication device; and
 - (B) at least one such portable remote communication device per smoke compartment must be provided to staff nominated by the owner or operator and properly instructed as to the duties and responsibilities involved; and
 - (C) the portable remote communications device may be a pager with alpha-numeric display or portable telephone handset with capability of receiving alpha-numeric display.

Vic Spec E1.5
amended by
Amdt No. 11

Clause 4(e)
inserted by Amdt
No. 11

Amdt 11

Clause 7(b)
amended by
Amdt No. 11

Substitute Clause 7(b) and (c) of Specification E2.2a as follows:

7. System monitoring

- (b) A smoke detection system in a Class 9a *health-care building*, if the building accommodates more than 20 patients, unless the building is sprinklered and the sprinkler system is permanently connected to a fire station, or other approved monitoring service with a direct data link to a fire station, in accordance with Practice Note No. 07.
- (c) (deleted).

SECTION F HEALTH AND AMENITY

PART F2 SANITARY AND OTHER FACILITIES

Substitute application of *Functional Statement* FF2.2 as follows:

FUNCTIONAL STATEMENTS

Application:

FF2.2 only applies to-

- (a) a Class 2 building or a Class 4 part; and
- (b) a *health-care building* and a *children's service* other than a *restricted children's service*.

Substitute application of *Performance Requirement* FP2.2 as follows:

PERFORMANCE REQUIREMENTS

Application:

FP2.2 only applies to-

- (a) a Class 2 building or a Class 4 part; and
- (b) a *health-care building* and a *children's service*, other than a *restricted children's service*.

Add Vic FP2.3(d) as follows:

Vic FP2.3 (d) in a *children's service*, a space for a refrigerated storage facility.

Substitute Vic F2.0 as follows:

DEEMED-TO-SATISFY PROVISIONS

Vic F2.0 Deemed-to-Satisfy Provisions

Performance Requirements FP2.1 to FP2.6 are satisfied by complying with F2.1 to F2.8 and Vic F2.101.

Amend reference to Class 9c Residential aged care building in Table F2.1 as follows:

Vic Table F2.1 Provision of sanitary facilities in residential buildings

Vic F2.0 amended by Amdt No. 9

Vic Table F2.1 inserted by Amdt No. 11

Vic Table F2.1 PROVISION OF SANITARY AND OTHER FACILITIES IN RESIDENTIAL BUILDINGS	
Class of building	Minimum facilities required
Class 9c aged care buildings	Facilities for residents- For each building or group of buildings- (a) a closet pan and wash basin for each 6 residents or part thereof for whom private facilities are not provided; and (b) a shower for each 7 residents or part thereof for whom private facilities are not provided; and (c) a suitable bath, fixed or mobile on each residential storey, located in a <i>resident use area</i> . Other facilities (d) one kitchen or other adequate facility for the preparation and cooking or reheating of food including a kitchen sink and washbasin; and (e) laundry facilities for the cleansing and drying of linen and clothing or adequate facilities for holding and dispatch or treatment of soiled linen and clothing and the like and the receipt and storage of clean linen; and (f) one clinical hand washing basin for each 16 residents or part thereof. Note: Urinals must not be taken into consideration in calculating the number of facilities.

Amdt 11

Substitute F2.3(c) as follows:

Vic F2.3 Facilities in Class 3 to 9 buildings

- (c) *A children's service* must be provided with-
- (i) one kitchen with facilities for the preparation and cooking of food for children including washing up facilities and a space for refrigerated food storage facilities; and
 - (ii) except in a *restricted children's service*, if the service accommodates children younger than 3 years old, a laundry facility comprising a washtub and space in the same room for a washing machine.

Vary Table F2.3 as follows:

Vic Table F2.3
amended by
Amdt No. 5

Vic Table F2.3										
SANITARY FACILITIES IN CLASS 3, 5, 6, 7, 8 AND 9 BUILDINGS										
Class of building	User	Max Number Served by-								
		Closet Pan(s)*			Urinal(s)			Washbasin(s)**		
		1	2	Each Extra	1	2	Each Extra	1	2	Each Extra
9b-Children's services	Children	-	30	15				-	30	15
<p>* Closet pans for use by children must be junior toilets, except that those in a <i>restricted children's service</i> may be adult height toilets if they are fitted with a removable seat suitable for children and a wide and stable step in front.</p> <p>Except in a <i>restricted children's service</i>, the closet pans must be located in relation to children's rooms and outdoor play spaces so that children using toilets can be observed by staff from each children's room and outdoor play space.</p> <p>** Wash basins for use by children must have a rim height not exceeding 600 mm, except that those in a <i>restricted children's service</i> may be adult height wash basins if they are provided with a wide and stable step in front.</p>										
Other Facilities										
<p>(a) Except in a <i>restricted children's service</i> one bath or shower-bath must be provided.</p> <p>(b) If the <i>children's service</i> accommodates children under 3 years of age a bench type baby bath, with hot and cold water connected, and a nappy change bench in close proximity, must be provided.</p>										

Add Vic F2.5(c) as follows:

Vic F2.5 Construction of sanitary compartments

- (c) In a *children's service*, other than a *restricted children's service*, closet pans situated in a group for use by children must be separated from one another by means of partitions extending from between 150 mm to 250 mm above the floor to a height of not less than 900 mm or more than 1.5 m above the floor.

Vic F2.5 amended by Amdt No. 5

Add Vic F2.101 as follows:

Vic F2.101 First aid rooms

- (a) If an *assembly building*, place of public entertainment (as defined in the Building Act 1993) or an *open spectator stand* accommodates more than 5000 spectators at an arena, sportsground, showground, racecourse, cricket ground, football ground, coursing ground, motor racing arena, or the like, a suitable room or rooms must be provided in accordance with Table F2.101 for use by para-medical attendants for first aid purposes.

Table F2.101 FIRST AID ROOMS	
Spectator Capacity	Number of Rooms
5 001 - 10 000	1
10 001 - 15 000	2
15 001 - 30 000	3
each extra 15 000 or part thereof	1

- (b) **Conditions:** First aid rooms *required* by (a) must-
 - (i) be distributed as uniformly as possible throughout the *assembly building* or *open spectator stand*; and
 - (ii) be convenient to a public road; and
 - (iii) be readily accessible from within and outside the arena or ground; and
 - (iv) have a *floor area* of not less than 24 m²; and
 - (v) be provided with a suitable wash basin or sink.

Part F3 ROOM SIZES

Substitute FO3 as follows:

OBJECTIVE

Vic FO3 The *Objective* of this Part is to safeguard occupants from injury or loss of amenity caused by inadequate size of a room or space.

Substitute FF3.1 as follows:

FUNCTIONAL STATEMENT

Vic FF3.1 A building is to be constructed with sufficient size in a room or space suitable for the intended use.

Substitute FP3.1 as follows:

PERFORMANCE REQUIREMENT

Vic FP3.1 A *habitable room* or space must have sufficient size to enable the room or space to fulfil its intended use.

Substitute Vic F3.0 as follows:

DEEMED-TO-SATISFY PROVISIONS

Vic F3.0 Deemed-to-Satisfy provisions

Vic F3.0 amended by Amdt No. 3

Performance Requirement Vic FP3.1 is satisfied by complying with F3.1 and Vic F3.101 to Vic F3.103.

Add Vic F3.101 as follows-

Vic F3.101 Children's services - size of rooms

- (a) A children's room in a *children's service* must have a *floor area* allowing a clear space of at least 3.3 m² for each child using that room.
- (b) When calculating the clear space *required* by (a) any passageway or thoroughfare less than 3 metres wide, kitchen, toilet or shower area, storage area (including cupboards), areas through which doors may swing, cot rooms (including areas where fixed cots will be used or stored) or any other ancillary area must not be included.

Add Vic F3.102 as follows:

Vic F3.102 Class 3 buildings - size of rooms

A *habitable room* in a Class 3 building (other than a *residential aged care building*)-

- (a) must have a *floor area* of at least 7.5 m²; or
- (b) may have a *floor area* less than 7.5 m² provided the room has light and ventilation not less than that *required* for a room having a *floor area* of 7.5 m².

Add Vic F3.103 as follows:

Vic F3.103 Residential aged care buildings - size of rooms

In a *residential aged care building*-

- (a) each bedroom must have a *floor area* of not less than 12 m² per occupant; and
- (b) all other common *habitable rooms* (other than kitchens) must have a *floor area* of not less than 7.5 m² with-
 - (i) in a Class 3 hostel or supported residential services building or Class 9c *aged care building* an aggregate *floor area* of not less than 3.5 m² per occupant; or
 - (ii) in a Class 9a nursing home an aggregate *floor area* of not less than 2.5 m² per occupant.

Vic F3.103
amended by
Amdt No. 11

Amdt 11

Part F4 LIGHT AND VENTILATION

Delete F4.1(d) and insert Vic F4.1 as follows:

Vic F4.1 Provision of natural light

- (d) **Class 9b buildings** - to all general purpose classrooms in primary or secondary *schools* and all playrooms or the like for the use of children in a *children's service* other than a *restricted children's service*.

Vic F4.1 inserted by Amdt No. 2

Substitute F4.2(b) and delete F4.2(c) as follows:

Vic F4.2 Methods and extent of natural lighting

Vic F4.2 inserted by Amdt No. 11

- (b) In a Class 2, 3 or 9 building or Class 4 part a *required window* that faces a boundary of an adjoining allotment or a wall of the same building or another building on the allotment must not be less than a horizontal distance from that boundary or wall that is the greater of-
 - (i) generally - 1 m; and
 - (ii) in a *patient care area* or other room used for sleeping purposes in a Class 9a or Class 9c building - 3 m; and
 - (iii) 50% of the square root of the exterior height of the wall in which the *window* is located, measured in metres from its sill.
- (c) (deleted).

Add Vic Part F6 as follows:

Vic Part F6 ENERGY EFFICIENCY

OBJECTIVE

Vic FO6 The *Objective* of this Part is to facilitate efficient use of energy in a building.

Vic FO6 amended by Amdt No. 11

Application:
 Vic FO6 only applies to a Class 2, Class 3 or Class 9c building or a Class 4 part of a building.

FUNCTIONAL STATEMENT

Vic FF6.1 amended by Amdt No. 11

Vic FF6.1 A building is to be designed to achieve efficient use of energy for internal heating or cooling.

Application:

Vic FF6.1 only applies to a Class 2, Class 3 or Class 9c building or a Class 4 part of a building.

PERFORMANCE REQUIREMENT

Vic FP6.1 amended by Amdt No. 11

Vic FP6.1 A building must have an adequate level of thermal performance to ensure efficient use of energy for internal heating and cooling.

Application:

Vic FP6.1 only applies to a Class 2, Class 3 or Class 9c building or a Class 4 part of a building.

DEEMED-TO-SATISFY PROVISIONS

Vic F6.0 Deemed-to-Satisfy Provisions

Performance Requirement Vic FP6.1 is satisfied by complying with Vic F6.1 to Vic F6.5.

Vic F6.1 Application

Vic F6.1 amended by Amdt No. 11

- (a) The *Deemed-to-Satisfy Provisions* of this Part apply to Class 2, Class 3 and Class 9c buildings and to a Class 4 part of a building.
- (b) Vic F6.3(a)(i) does not apply to-
 - (i) concrete panels, cavity brick, earth wall construction, ashlar stone or other masonry walls which have a thickness (excluding any cavity) of not less than 180 mm if the floor of the building is concrete or masonry in direct contact with the ground; or
 - (ii) *windows*, vents and other similar openings in walls, roofs and ceilings.

Vic F6.2 Definition of R value

R or *R value* means the thermal resistance of an element of the building measured in m² KW.

Vic F6.3 Provision of thermal insulation

- (a) The building must-
 - (i) for the elements nominated in Vic Table F6.1, comply with all the *R Values* of option A or all the *R Values* of option B; or
 - (ii) achieve a house energy rating of at least 3 stars and at least equivalent to that which would be achieved using option A or B of Vic Table F6.1, as assessed by-
 - (A) a registered building practitioner accredited in the use of Sustainable Energy Authority Victoria's FirstRate house energy rating software; or
 - (B) Sustainable Energy Authority Victoria.

Vic F6.3 amended by Amdt No. 10

Amdt 11

Vic Table F6.1 amended by Amdt No. 4

Vic Table F6.1 MINIMUM OVERALL R VALUES		
Element	Option A	Option B
Roof or ceiling	R2.2	R2.2
External wall	R1.3	R1.7
Ground Floor	R1.0	R0.7
Note: For the purposes of this Table a wall which separates a Class 2 or 3 building or a Class 4 part of a building from a Class 10a building or from any roof space is regarded as an <i>external wall</i> .		

- (b) **Deemed R Value** - An element described in Vic Table F6.2 is deemed to have the *R value* nominated in the Table adjacent to the description of the element.

**Vic Table F6.2
amended by
Amdt No. 4**

VIC Table F6.2 R VALUES FOR COMMON ELEMENTS	
Description of element	R value
Roofs or ceilings	
Tiled or metal pitched roof, R2.5 bulk insulation between ceiling joists, lined ceiling	R2.4
Tiled or metal pitched roof, rfl as sarking and insulation over rafters, R2.0 bulk insulation between ceiling joists, lined ceiling	R2.2
Metal deck roof, rfl as sarking and insulation, 20 mm air gap, R2.0 bulk insulation installed between joists/beams, rfl as a vapour barrier, ceiling lining on underside of joists/beams	R2.2
Metal deck roof, R2.0 bulk insulation installed between rafters, rfl as a vapour barrier, ceiling lining on underside of rafters	R2.2
Metal deck roof, R2.0 bulk insulation installed between roof battens, rfl as a vapour barrier, ceiling lining on top of exposed rafters	R2.2
Tiled roof, rfl as sarking and insulation, R2.0 bulk insulation installed between counter battens, optional rfl as a vapour barrier, ceiling lining on top of exposed rafters	R2.2
External walls	
Brick/masonry veneer with R1.5 bulk insulation between the studs, lined internally	R1.7
Brick/masonry veneer with R1.0 foam board fixed over the face of the studs, lined internally	R1.7
Brick/masonry veneer with double sided rfl fixed to external face of studs, lined internally	R1.3
Weatherboard/fibre cement cladding, R1.5 bulk insulation between studs, lined internally	R1.7
Weatherboard/fibre-cement, double sided perforated rfl dished between studs, lined internally	R1.3
Cavity brick with R0.8 foam board in cavity	R1.3
150 mm concrete panel with R1.0 foam board and lined internally	R1.3
Floors	
Concrete/masonry on ground	R1.5
Timber framed floor, enclosed perimeter	R1.0
Timber framed floor, unenclosed perimeter, 20 mm foam board fixed to the underside of floor joists	R1.0
Timber framed floor, unenclosed perimeter, perforated rfl dished between joists	R1.0
Timber framed floor, unenclosed perimeter	R0.7
Note: For the purposes of this Table an enclosed perimeter may incorporate sub-floor ventilation at the rate of approximately 7300 mm ² /m.	

Amdt 11

Vic F6.4 Chimneys and flues

Chimneys and flues from open solid fuel-burning appliances must be provided with a damper or flap.

Vic F6.5 Installation of reflective foil laminate

Installation of reflective foil laminate (rfl) must comply with AS/NZS 4200.2.

SECTION G ANCILLARY PROVISIONS**PART G1 MINOR STRUCTURES AND COMPONENTS**

Substitute G1.1(b) as follows:

Vic G1.1 Swimming pools

- (b) **Safety barriers:** A *swimming pool* associated with a Class 2 or 3 building or a *children's service*, with a depth of water more than 300 mm, must have fencing or other barriers in accordance with AS 1926 Parts 1 and 2.

SECTION H SPECIAL USE BUILDINGS

Add Vic Part H101 as follows:

Vic Part H101
amended by
Amdt No. 11

Vic Part H101 CLASS 3, CLASS 9a AND CLASS 9a RESIDENTIAL AGED CARE BUILDINGS

Amdt 11

Application:

This Part only applies to Class 3, Class 9a and Class 9c residential aged care buildings.

Note.

Vic Part H101 - Class 3, Class 9a and Class 9c Residential Aged Care Buildings contains additional *Deemed-to-Satisfy Provisions* for Sections D and F for Class 3, Class 9a and Class 9c residential aged care buildings as well as additional *Performance Requirements* and associated *Deemed-to-Satisfy Provisions*.

PERFORMANCE REQUIREMENTS

- Vic HP101.1** The temperature of water supplied to baths and showers for use by residents must be controlled to avoid the risk of scalding whilst ensuring the stored water temperature does not encourage the growth of Legionella Bacteria.
- Vic HP101.2** An electronic communication system must be provided to enable residents and staff to summon assistance in *habitable rooms* (other than kitchens), water closets, shower rooms and bathrooms.
- Vic HP101.3** Sufficient general purpose outlets must be provided for electrical appliances in bedrooms in locations that obviate the need for extension leads.

DEEMED-TO-SATISFY PROVISIONS**Vic H101.0 Deemed-to-Satisfy Provisions**

Performance Requirements Vic HP101.1 to HP101.3 and relevant *Performance Requirements* in Sections D and F are satisfied by complying with Vic H101.1 to Vic H101.7.

Vic H101.1 Application of Part

The *Deemed-to-Satisfy Provisions* of this Part apply to Class 3, Class 9a and Class 9c *residential aged care buildings*.

Vic H101.2 Doorway width

- (a) The clear width of all bedroom entrance doorways must be not less than 900 mm.
- (b) The clear width of all other doorways must be not less than 800 mm.

Vic H101.3 Windows

- (a) The sill height of *windows* in *habitable rooms* (except kitchens) must be not more than 900 mm above the floor.
- (b) Openable *windows* must be provided with flyscreens.

Vic H101.4 Grab rails and handrails

- (a) Grab rails must be provided in association with every closet fixture, shower or bath in accordance with the Supported Residential Service Design Guidelines.
- (b) Handrails must be provided along both sides of every common passageway or common corridor used by residents and they must be-
 - (i) fixed not less than 50 mm clear of the wall; and
 - (ii) where practicable, continuous for their full length.

Vic H101.5 Water temperature

The hot water temperature must comply with the minimum design parameters of the Supported Residential Service Design Guidelines.

Vic H101.1
amended by
Amdt No. 11

Amdt 11

Vic H101.6 Electronic communications system

A communication system must-

- (a) contain a back-up power supply; and
- (b) have a control that enables the call to be cancelled manually at the point of origin only; and
- (c) incorporate a device at the point of origin that indicates the system has operated; and
- (d) incorporate an indication panel in the manager's office or staff area that clearly identifies the point of origin of a call; and
- (e) have an audible tone that has a continuous signal until deactivated at the point of origin; and
- (f) be operational at all times; and
- (g) have two call points in each en-suite or combined shower/water closet with one call point located in the shower recess and the other on the wall beside the closet pan ahead of the bowl rim; and
- (h) have call points (other than those mentioned in (g)) which are located-
 - (i) within the reach of a resident whilst in bed; and
 - (ii) in all common *habitable rooms*; and
 - (iii) in all bathrooms, *sanitary compartments* and shower rooms where the call point must be of waterproof construction and within reach of any fallen resident.

Vic H101.7 Electrical power outlets

General purpose outlets must be provided as follows:

- (a) In bedrooms with one occupant - two general purpose outlets provided on a minimum of two walls.
- (b) For each additional occupant - two general purpose outlets provided at the head of each additional bed.

Add Vic Part H102 as follows:

Vic Part H102 PLACES OF PUBLIC ENTERTAINMENT

Application:

This Part applies to all places of public entertainment as defined in the Building Act 1993 and prescribed in regulation 10.2 of the Building Regulations 1994.

Note.

Vic Part H102 - Places of Public Entertainment contains additional deemed-to-satisfy and *Performance Requirements* for Sections B, D and F for places of public entertainment.

Amdt 11

PERFORMANCE REQUIREMENTS

- Vic HP102.1** Temporary tiered seating stands and embankments must be designed using engineering principles and constructed to provide for the safety of the patrons and orderly means of evacuation in an emergency.
- Vic HP102.2** Every place of public entertainment where motor vehicle racing takes place must be provided with suitable barriers and guard rails to protect the public from injury.
- Vic HP102.3** Sufficient sanitary and amenity facilities must be provided at places of public entertainment for use by patrons.

DEEMED-TO-SATISFY PROVISIONS

Vic H102.0 Deemed-to-Satisfy Provisions

Performance Requirements Vic HP102.1 to HP102.3 are satisfied by complying with Vic H102.1 to Vic H102.4.

Vic H102.1

Vic H102.1 Application of Part

The *Deemed-to-Satisfy Provisions* of this Part apply to all places of public entertainment as defined in the Building Act 1993 and prescribed in regulation 10.2 of the Building Regulations 1994.

Vic H102.2 Temporary tiered seating, concourses and embankments

Temporary tiered seating stands and embankments must be designed and constructed as follows:

- (a) Temporary tiered seating, concourses and embankments must comply with the *Deemed-to-Satisfy Provisions* of Section B, Section D and Clause H1.4(a)(ii), (iii) and (b).
- (b) The maximum slope of tiered seating must not exceed 34 degrees when measured from the horizontal plane.
- (c) Aisles must be evenly spaced throughout the structure and have-
 - (i) a minimum width of 1 m; and
 - (ii) the aggregate of aisle widths leading to an *exit* must be not less than the *required* width of that *exit*; and
 - (iii) no one aisle may serve more than-
 - (A) 120 patrons where individual seating with backs is provided; or
 - (B) 200 patrons in any other case.
- (d) When applying the balustrading requirements of the *Deemed-to-Satisfy Provisions* of Section D, the height of plat balustrading that directly abuts seating (i.e. with no aisle between the seat and the balustrading) must be measured from the plat or seat base whichever is the higher.
- (e) Transverse aisles must be provided at a horizontal distance of not more than 10 m between any row of seats.
- (f) All individual moveable seats must be-
 - (i) fixed in groups of not less than four; and
 - (ii) not used in stepped or ramped seating areas.

- (g) For any spectators' embankment -
 - (i) where the rear slope exceeds 1 in 5, a guard rail must be installed with no openings except at the heads of steps or ramps; and
 - (ii) where the forward or front slope exceeds 1 in 8, the embankment must be stepped with plats not less than 500 mm wide and risers not greater than 230 mm high.
- (h) Guard rails must be installed to protect any fence, balustrade or railing associated with stepped or ramped standing spaces where excess pressure is expected from spectators.

Vic H102.3 Motor vehicle racing

Motor vehicle racing barriers and guard rails must be provided so as to comply with the following:

- (a) CAMS "Track Operators Safety Guide".
- (b) For stock car racing, barriers installed-
 - (i) on the outer margin of the track: a continuous concrete, close boarding or long guard barrier having a height of not less than 900 mm; and
 - (ii) on all curved sections of the track within 3 m of the barrier described in (i): a stout welded or woven wire mesh fence adequately supported having a height of not less than 1.8 m above the adjacent spectators viewing areas; and
 - (iii) between the public viewing area and the fence described in (ii): a suitable crowd barrier that will prevent spectators entering within 1.2 m of that fence.

Vic H102.4 Sanitary and amenity facilities

Sanitary and amenity facilities in places of public entertainment must be provided as follows:

- (a) In places other than buildings:
 - (i) One closet fixture for every 200 female patrons or part thereof.
 - (ii) One closet fixture or urinal for every 200 male patrons or part thereof, at least 30% of which must be in the form of closet fixtures.
 - (iii) One washbasin for every 200 patrons or part thereof.

- (iv) For use by disabled persons, one unisex facility within the meaning of Part F2 of the BCA for every 100 closet fixtures or part thereof *required* under (i) and (ii).
 - (v) One drinking fountain or drinking tap for every washbasin *required* under (iii).
 - (vi) First aid facilities in accordance with Vic F2.101.
- (b) In buildings, as *required* to comply with Part F2.

Add Vic Part H103 as follows:

Vic Part H103 FIRE SAFETY IN CLASS 2 AND CLASS 3 BUILDINGS

Note:

There are no *Performance Requirements* for Vic Part H103 - Fire Safety in Class 2 and Class 3 Buildings as the Part contains only additional *Deemed-to-Satisfy Provisions* for Sections C, D and E for Class 2 and Class 3 buildings.

Vic H103.1 Fire safety in Class 2 and Class 3 buildings

**Vic H103.1
amended by
Amdt No. 10**

- (a) A Class 2 or Class 3 building not more than 25 m in *effective height* that has a sprinkler system complying with Specification E1.5 installed throughout the building may be constructed in accordance with (b) provided that-
- (i) where a sprinkler system complying with AS 2118.4, as applicable, is installed in the building, the system must be permanently connected with a direct data link or other approved monitoring system to a fire station or fire station dispatch centre in accordance with Practice Note No. 07 if-
 - (A) it has more than 100 sprinkler heads; or
 - (B) in the case of a *residential care building*, the building will accommodate more than 32 residents; and
 - (ii) the sprinkler system is fitted with sprinklers complying with Clause 2.6 of AS 2118.4 in bedrooms; and
 - (iii) an *automatic* smoke detection and alarm system is installed in accordance with Specification E2.2a, except that it need not be connected to a fire station and in the case of a *residential care building* must be installed in accordance with-

- (A) Specification E2.2a Clause 4; or
 - (B) (aa) Specification E2.2a Clause 3 provided Clause 3(c)(ii) is applied as if the building was not protected with a sprinkler system; and
 - (bb) Practice Note No. 07; and
 - (iv) in a *residential care building*, the *automatic* smoke detection and alarm system and the sprinkler system are connected to an alarm panel constructed in accordance with Practice Note No. 07; and
 - (v) fire orders are provided in a Class 3 building in accordance with G4.9.
- (b) Subject to compliance with (a), the following concessions are permissible:
- (i) C3.11 - deletion of the requirement for *self-closing* fire doors or solid-core doors (except those opening to fire-isolated *exits*).
 - (ii) Specification C1.1 - deletion of the requirement for *internal walls* to have an FRL subject to compliance with Clause 2.2 of Specification C1.1, except that walls bounding *public corridors* must be-
 - (A) clad in *non-combustible* material; and
 - (B) extend to the underside of a *non-combustible* roof covering or to the underside of the ceiling and be designed to minimise smoke spread to the corridor; and
 - (C) not incorporate any penetrations above door head height unless the penetrations are adequately stopped to prevent the free passage of smoke.
 - (iii) D1.3 - deletion of the requirement for stairways that serve not more than 5 *storeys* to be *fire-isolated stairways* provided-
 - (A) the stairway is smoke enclosed with construction that complies with D2.6 (except D2.6(a) and (b)(i)); and
 - (B) in a Class 3 building, *storeys* 4 and 5 are served by a minimum of 2 smoke enclosed stairways.
 - (iv) D1.4(a)(i)(A) - except in a *residential care building*, the maximum distance of travel may be increased from 6 m to 12 m.

H103.1(b)(vi)
amended by
Amdt No. 3

- (v) D1.5(c)(i) - except in a *residential care building*, the maximum distance between alternative *exits* may be increased from 45 m to 60 m.
- (vi) E1.3 - deletion of the requirement for internal fire hydrants in buildings that have a *rise in storeys* of not more than 5 provided –
 - (A) an external fire hydrant is installed in accordance with E1.3 except that in a *residential care building*, the nozzle at the end of the length of hose need only reach the entry door of any *sole-occupancy unit* to be considered as covering the *floor area* within the *sole-occupancy unit*; or
 - (B) a dry fire main fitted with standard fire hydrant heads is installed in the building provided that-
 - (aa) each fire hydrant head is located in accordance with E1.3 and fitted with a blank cap or plug; and
 - (bb) the pipework is installed in accordance with E1.3 (as if it were a fire main suitable for that building) except that it does not need to be connected to a water supply; and
 - (cc) a booster inlet connection is provided in accordance with E1.3; and
 - (dd) an external fire hydrant is located within 60 m of the booster connection.

Vic H103.1(b)(vii)
amended by
Amdt No. 3

- (vii) E1.4 - deletion of the requirement for fire hose reels in buildings that have a *rise in storeys* of not more than 5 provided the building is protected by-
 - (A) fire hydrants that comply with E1.3; or
 - (B) dry fire mains in accordance with (vi)(B).
- (viii) E4.9 - deletion of the requirement for an emergency warning and intercommunication system in a *residential care building* provided an intercom system with override public address facility is installed in accordance with Practice Note No. 08.

Amdt 11

Add Vic Part H104 as follows:

Vic Part H104 CLASS 9b CHILDREN'S SERVICES

Application:

This Part only applies to Class 9b *children's services*.

Note:

Vic Part H104 - Class 9b Children's Services contains additional *Performance Requirements* and *Deemed-to-Satisfy Provisions* for Sections D, F and G for Class 9b *children's services*.

PERFORMANCE REQUIREMENTS

- Vic HP104.1** The number and location of doorways to a children's room must take into account the mobility of children in the event that emergency egress or entry is required.
- Vic HP104.2** A children's room must have sufficient windows located to provide a view for children.
- Vic HP104.3** The design and height of fencing or other barriers around any outdoor play space (including the design of gates and fittings, and the proximity of the barriers to any permanent structure on the property) must ensure that children cannot go through, over or under the fencing or other barriers.

DEEMED-TO-SATISFY PROVISIONS

Vic H104.0 Deemed-to-Satisfy Provisions

Performance Requirements Vic HP104.1 to HP104.3 and relevant *Performance Requirements* in Sections D and F are satisfied by complying with Vic H104.1 to Vic H104.4.

Vic H104.1 Application of Part

The *Deemed-to-Satisfy Provisions* of this Part apply to Class 9b *children's services*.

Vic H104.2 Doorways to a children's room

A children's room must have a doorway, or in the case of every such room accommodating more than 21 children at least two doorways as widely separated as possible, providing direct access to or from-

- (a) an outdoor play area; or
- (b) a passage leading to the outside; or
- (c) a fire-isolated *exit*.

Vic H104.3 Window sill height

The sills of 50% of *required windows* in children's rooms must be located not more than 1 m above floor level.

Vic H104.4 Children's services - outdoor play space

Any outdoor play space in a *children's service* must be enclosed on all sides with fences or other barriers, at least 1.5 m high measured from ground level and, together with any gates and fittings, except those on doors to the *children's service*, complying with AS 1926 Part 1.

Footnote:

SPECIAL REQUIREMENTS FOR CERTAIN BUILDINGS AND COMPONENTS

In addition to any applicable provisions of the Building Act 1993, the Building Regulations 1994 and this Code, there are a number of technical building design and construction requirements of which practitioners should be aware. The following is a list of some of these:

- | | |
|---|---|
| <p>1. Abattoirs, knackeries</p> <p>1.1 Authority: Department of Natural Resources and Environment</p> <p>1.2 Relevant legislation: Meat Industry Act 1993, Meat Industry Regulations 1994</p> <p>2. Accommodation - Residential (boarding houses, guest houses, hostels, motels)</p> <p>2.1 Approval authority: Municipal council</p> <p>2.2 Relevant legislation: Health Act 1958, Health (Prescribed Accommodation) Regulations 2001</p> <p>3. Accommodation - Supported Residential Services</p> <p>3.1 Approval authority: Department of Human Services</p> <p>3.2 Relevant legislation: Health Services Act 1988, Health Services (Residential Care) Regulations 1991</p> <p>3.3 Design codes: Supported Residential Service Design Guidelines</p> <p>4. Alpine Resorts - approval of construction</p> <p>4.1 Approval authority: Alpine Resorts Commission</p> <p>4.2 Relevant legislation: Alpine Resorts (Management) Act 1997</p> <p>5. Children's Services</p> <p>5.1 Approval authority: Regional Director, Department of Human Services</p> <p>5.2 Relevant legislation: Health Act 1958, Children's Services Act 1996, Children's Services Regulations 1998</p> <p>6. Crematoria, vaults, mortuary churches, etc</p> <p>6.1 Approval authority: Cemeteries and Crematoria Unit, Public Health Division, Department of Human Services, cemetery trusts</p> <p>6.2 Relevant legislation: Cemeteries Act 1958, Cemeteries Regulations 2000</p> <p>7. Crown land - construction approval</p> <p>7.1 Approval authority: Crown Land and Assets Division, Department of Natural Resources and Environment</p> <p>7.2 Relevant legislation: Crown Land (Reserves) Act 1978</p> | <p>Item 2 amended by Amdt No. 10</p> <p>Item 4 amended by Amdt No. 5</p> <p>Item 5 amended by Amdt No. 4</p> <p>Item 6 amended by Amdt No. 10</p> |
|---|---|

Amdt 11

<p>Item 8 amended by Amdt No. 10</p>	<p>8. Dairies</p> <p>8.1 Authority: Department of Natural Resources and Environment</p> <p>8.2 Relevant legislation: Dairy Act 2000</p>
<p>Item 9 amended by Amdt No. 10</p>	<p>9. Dangerous Goods</p> <p>9.1 Approval authority: Victorian WorkCover Authority</p> <p>9.2 Relevant legislation: Dangerous Goods Act 1985, Dangerous Goods (Explosives) Regulations 2000, Dangerous Goods (Transport by Rail) Regulations 1998, Dangerous Goods (Storage and Handling) Regulations 2000.</p> <p>9.3 Design Codes: Various codes of practices published by the authority.</p>
<p>Item 10 amended by Amdt No. 10</p>	<p>10. Electrical installations</p> <p>10.1 Authority: Electricity supply companies</p> <p>10.2 Relevant legislation: Electricity Industry Act 2000, Electricity Safety Act 1998, State Electricity Commission Act 1958, Electricity Safety (Installations) Regulations 1999</p> <p>10.3 Design codes: SAA Wiring Rules, AS/NZS 3000/3013</p> <p>11. Fences - (dividing)</p> <p>11.1 Relevant legislation: Fences Act 1968</p> <p>11.2 Appeal body: Magistrates' Court</p> <p>12. Fire prevention in existing buildings</p> <p>12.1 Authority: Municipal council</p> <p>12.2 Relevant legislation: Building Act 1993, Building Regulations 1994, Health Act 1958</p> <p>12.3 Appeal body: Building Appeals Board (Building Act only)</p> <p>13. Food premises</p> <p>13.1 Approval authority: Municipal council</p> <p>13.2 Relevant legislation: Food Act 1984</p>
<p>Item 14 amended by Amdt No. 10</p>	<p>14. Gas installations</p> <p>14.1 Approval authority: Gas and Fuel (Gascor)</p> <p>14.2 Relevant legislation: Gas Industry Act 2001, Gas Safety Act 1997, Gas Safety (Gas Installation) Regulations 1999</p> <p>14.3 Design codes: Gas Installation Code AG601 1992</p> <p>15. Historic buildings</p> <p>15.1 Approval authority: Executive Director under the Heritage Act 1995</p> <p>15.2 Relevant legislation: Heritage Act 1995</p> <p>15.3 Appeal body: Heritage Council</p>

16. Hospitals, nursing homes, health care buildings	
16.1 Approval authority: Department of Human Services	
16.2 Relevant legislation: Health Act 1958, Mental Health Act 1986	
17. Lifts installations	Item 17 amended by Amdt No. 6
17.1 Approval authority: Victorian WorkCover Authority	
17.2 Relevant legislation: Occupational Health and Safety Act 1985, Occupational Health and Safety (Plant) Regulations 1995	
17.3 Design codes: AS 1735 Lifts, escalators and moving walks	
18. Movable dwellings (in caravan parks)	Item 18 amended by Amdt No. 10
18.1 Approval authority: Municipal council	
18.2 Relevant legislation: Residential Tenancies Act 1997, Residential Tenancies (Caravan Parks and Movable Dwellings Registration and Standards) Regulations 1999	
18.3 Appeal body: Building Appeals Board	
19. Occupational health and safety	Item 19 amended by Amdt No. 10
19.1 Approval authority: Victorian WorkCover Authority	
19.2 Relevant legislation: Occupational Health and Safety Act 1985, Occupational Health and Safety (Asbestos) Regulations 1992, Occupational Health and Safety (Lead) Regulations 2000, Occupational Health and Safety (Confined Spaces) Regulations 1996, Occupational Health and Safety (Noise) Regulations 1992, Health Act 1958	
19.3 Design codes: Various codes of practice published by the Authority	
20. Pharmacies	
20.1 Approval authority: Pharmacy Board of Victoria	
20.2 Relevant legislation: Pharmacists Act 1974, Pharmacists Regulations 1992	
20.3 Design codes: Guidelines for Good Pharmaceutical Practice 1997	
21. Planning controls	Item 21 amended by Amdt No. 10
21.1 Approval authority: Municipal council, in some cases the Minister for Planning	
21.2 Relevant legislation: Planning and Environment Act 1987	
21.3 Design codes: Planning schemes	
21.4 Appeal body: Victorian Civil and Administrative Tribunal	

Item 25 amended
by Amdt No. 10

22. **Prisons and gaols**
 22.1 Approval authority: Correctional Services, Department of Justice
 22.2 Relevant legislation: Corrections Act 1986
23. **Radiation safety**
 23.1 Approval authority: Radiation Safety Unit, Public Health Division, Department of Human Services
 23.2 Relevant legislation: Health Act 1958, Health (Radiation Safety) Regulations 1994
 23.3 Design codes: AS 2398 - 1980 Fixed Diagnostic X-ray Equipment - Design Construction and Installation, other Australian Standards and codes of practice
24. **Schools (non-government)**
 24.1 Approval authority: Registered Schools Board
 24.2 Relevant legislation: Education Act 1958
25. **Sanitary plumbing, water supply and sewerage**
 25.1 Approval authority: Melbourne Water in metropolitan area, sewerage and water supply authorities in country areas
 25.2 Relevant legislation: Water Industry Act 1994, Water Act 1989, Plumbing Regulations 1998
 25.3 Design codes: AS/NZS 3500 National Plumbing and Drainage Code
26. **Septic tank installations**
 26.1 Approval authority: Municipal council, Environment Protection Authority (discharge > 5000 l/day)
 26.2 Relevant legislation: Environment Protection Act 1970
 26.3 Design codes: Septic Tanks Code of Practice 1990
27. **Subdivision of buildings**
 27.1 Approval authority: Municipal Council
 27.2 Relevant legislation: Subdivision Act 1988

APPENDIX

Amdt 11

WESTERN AUSTRALIA

Western Australia has no variations or additions to the Building Code of Australia Volume One.

INDEX • ABBREVIATIONS AND SYMBOLS

Index	60,011
Abbreviations	61,011
Symbols	61,012

INDEX (TO DEEMED-TO-SATISFY PROVISIONS)

A

Access and egress: Section D

Access, for people with disabilities: Part D3

lifts: E3.6

Accreditation Certificate, definition: A1.1

evidence of suitability: A2.3

Adoption of Standards and other references: A1.2

Aged care building, definition: A1.1

classification: A3.2

compartmentation: C2.2, C2.5

thresholds: D2.15

smoke hazard management: E2.2

sprinkler systems: C1.5, C2.2, E1.5

Air-handling systems, ductwork, early fire hazard indices:

Spec C1.10

smoke hazard management: E2.2

ventilation of rooms: F4.5

Airlocks: F4.9

ceiling heights: F3.1

Alarm systems, atrium buildings: Spec G3.8

smoke alarms: E1.7, Table E2.2a and b

smoke detection and alarm systems: Spec E2.2a

Alpine area, definition: A1.1

construction: Part G4

Alteration, definition: A1.1

in a united building: A4.2

Alternative exits, discharge: D1.10

distance between: D1.5

Aluminium, construction: B1.3

Amenity and health: Section F

Ancillary provisions: Section G

Application of the BCA, general: A0.1
to a particular State or Territory: A1.5

Artificial lighting: F4.4

Assembly building, definition: A1.1
ceiling height: F3.1

Attachments, fire-resistance: Spec C1.1

Atrium, definition: A1.1
buildings, fire and smoke control systems: Spec G3.8
construction: Part G3
dimensions: G3.2
exits: G3.7
smoke hazard management: E2.2

Atrium well, definition: A1.1

Auditorium, discharge of exits: D1.10
theatres and public halls: Part H1

Automatic, definition: A1.1

B

Backstage, definition: A1.1

Balconies, atriums: G3.5
open access: D2.5
path of travel: C3.11

Balustrades: D2.16

Basements, calculation of rise in storeys: C1.2
smoke hazard management: E2.2

Bathroom, ceiling height: F3.1
walls, sound insulation: F5.5
waterproofing: F1.7

Baths, Class 2, 3 and 9 buildings: F2.1

Batteries, separation of equipment: C2.12

Bedrooms, natural light: F4.1

Boilers, separation of equipment: C2.12

Booster connections, fire hydrants: E1.3

Braille and tactile signs: D3.6

Building classifications: A3.2

Bushfire prone areas, construction: Part G5

C

Cables and wires, openings for: C3.15

Care level, definition: A1.1

Carparks, definition, public, open deck: A1.1

building elements, FRL: Spec C1.1

smoke hazard management: E2.2

ventilation: F4.11

Cellulose fibre reinforced cement roofing: F1.5

Certificate of Accreditation, definition: A1.1

Chimneys, flues, fireplaces, heating appliances: Part G2

Chutes, incinerators: G2.4

shafts: Spec C1.1

Class 1 buildings, classification: A3.2

Class 2 buildings, bounding construction: C3.11

classification: A3.2

Early Fire Hazard Indices: Spec C1.10

sanitary facilities: F2.1

Type of fire-resisting construction required: C1.1, C1.5

Class 3 buildings, access for people with disabilities: D3.2

bounding construction: C3.11

classification: A3.2

Early Fire Hazard Indices: Spec C1.10

emergency warning and intercommunication systems: E4.9

sanitary facilities: F2.1, F2.3

Type of fire-resisting construction required: C1.1, C1.5

Class 4 buildings, bounding construction: C3.11

classification: A3.2

Type of fire-resisting construction required: C1.1, C1.6

Class 5 buildings, access for people with disabilities: D3.2

classification: A3.2

sanitary facilities: F2.3

Type of fire-resisting construction required: C1.1

-
- Class 6 buildings**, access for people with disabilities: D3.2
classification: A3.2
sanitary facilities: F2.3
Type of fire-resisting construction required: C1.1
- Class 7 buildings**, access for people with disabilities: D3.2
calculation of rise in storeys: C1.2
classification: A3.2
large isolated: C2.3
sanitary facilities: F2.3
Type of fire-resisting construction required: C1.1
weatherproofing: F1.4
- Class 8 buildings**, access for people with disabilities: D3.2
calculation of rise in storeys: C1.2
classification: A3.2
large isolated: C2.3
sanitary facilities: F2.3
Type of fire-resisting construction required: C1.1
weatherproofing: F1.4
- Class 9 buildings**, access for people with disabilities: D3.2
classification: A3.2
Early Fire Hazard Indices: Spec C1.10
sanitary facilities: F2.3
Type of fire-resisting construction required: C1.1
- Class 9a buildings**, compartmentation: C2.5
emergency warning and intercommunication systems: E4.9
stairway landings: D2.14
- Class 9b buildings**, emergency warning and intercommunication systems: E4.9
- Class 9c building**, classification: A3.1
Compartmentation: C2.2, C2.5
Thresholds: D2.15
- Classification**, of buildings: A3.2
principles: A3.1
multiple: Type of construction: C1.3
multiple: A3.3
-

- Closet pans**, sanitary facilities: Part F2
- Clothes washing facilities**, Class 2 and 3 buildings: F2.1
- Combustible**, definition: A1.1
- Common wall**, definition: A1.1
fire-resistance: Spec C1.1
- Compartmentation**, Class 9a buildings: C2.5
floor area limitations: C2.2
large isolated buildings: C2.3
separation of openings in external walls: C3.3
vertical separation: C2.6
- Components**, minor structures: Part G1
- Composite steel and concrete**, construction: B1.3
- Concrete roofing tiles**, installation: F1.5
- Concrete structures**, fire-resistance level: Spec A2.3
construction: B1.3
- Control centres**, fire emergency: E1.8
- Control joints**, protection of openings: C3.1
- Corridor**, definition, public: A1.1
ceiling height: F3.1
smoke separation: C2.14
- Curtain wall**, definition: A1.1
fire-resistance: Spec C1.1
vertical separation: C2.6
- Curtains**, proscenium walls, theatres and public halls: Spec H1.3
- D**
- Damp and weatherproofing**: Part F1
- Damp-proof course**: F1.9
- Damp-proofing**, floors on ground: F1.10
- Dampness**, on building site: F1.2
- Dead load**, structural requirements: B1.2
- Delivery room**, ceiling height: F3.1
- Design suitability**: A2.2
- Dimensions**, exits and paths of travel: D1.6
- Direction signs**, exits: E4.6

-
- Disabled persons**, access: Part D3
 sanitary facilities: F2.4
- Discharge from exits**: D1.10
- Distance**, between alternative exits: D1.5
 of travel to exits: D1.4
 measurement, exits: D1.14, D1.15
- Distribution boards**, in exits and paths of travel: D2.7
- Domestic-type heating appliances**: G2.2
- Doors**, Class 2, 3 and 4 buildings, aged care accommodation,
 protection: C3.11
 dimensions: D1.6
 electricity substations: C2.13
 lift landing, separation of shafts: C2.10
 operation of latch: D2.21
 re-entry from fire-isolated exits: D2.22
 revolving: D2.19
 signs: D2.23
 sliding: D2.19
 swinging: D2.20
 tilt-up: D2.19
 smoke, fire doors: Spec C3.4
- Doorways**, construction in alpine areas: G4.3
 dimensions: D1.6
 in fire-isolated exits: C3.8
 in fire walls: C3.5, C3.6
 lift landing, protection: C3.10
 methods of protection of openings: C3.4
 protection in horizontal exits: C3.7
 protection of openings: C3.2
 required exits: D2.19, D2.20, D2.21
 thresholds: D2.15
- Drainage**, swimming pools: G1.1
 stormwater: F1.1
-

E

Early childhood centre, definition: A1.1

Early Fire Hazard Indices: C1.10, Spec C1.10

test for assemblies: Spec A2.4

Earthquake load, structural requirements: B1.2

Earthwall construction, structural provisions: B1.3

Effective height, definition: A1.1

Electrical conductors, fire protection: C2.13

Electrical service, switchboard, separation: C2.13

meters in exits and paths of travel: D2.7

switches and outlets, protection of service: C3.15

Electrical substations: C2.13

Emergency generators, separation of equipment: C2.12

Emergency lifts: E3.4

Emergency lighting, buildings in alpine areas: G4.4

design: E4.4

exit signs and warning systems: Part E4

requirements: E4.2

Emergency power supply, buildings containing atriums:
Spec G3.8

Emergency warning and intercommunication systems: E4.9

buildings containing atriums: Spec G3.8

Enclosure, of space under stairs and ramps: D2.8

Equipment, fire-fighting: Part E1

separation: C2.12

Escalators, non-required: D1.12, Spec D1.12

Escape provisions: Part D1

Evidence of suitability of materials, form of construction or
design: A2.2

Exhaust systems, smoke hazard management: E2.2

design: Spec E2.2b

Exhaust ventilation, closet pan, urinal: F4.9

kitchen local exhaust ventilation: F4.12

Exit, definition: A1.1
atriums: G3.7
construction: Part D2
dimensions: D1.6
discharge: D1.10
discharge in alpine areas: G4.6
distance between alternatives: D1.5
doors, fire emergency control centres: Spec E1.8
doorways and doors: D2.19
fire-isolated, protection of openings: C3.8
fire-isolated, re-entry: D2.22
fire-isolated, travel: D1.7
horizontal: D1.11
installations and services: D2.7
number required: D1.2
power-operated doors: D2.19
revolving doors: D2.19
roller shutters: D2.19
signs, Class 2 buildings: E4.7
signs, Class 3 buildings: E4.7
signs, design and operation: E4.8
signs, direction: E4.6
signs, emergency lighting, warning systems: Part E4
signs, requirements: E4.5
sliding doors: D2.19
swinging doors: D2.20
theatres and public halls: H1.5
tilt-up doors: D2.19
travel distances: D1.4
Exposure, to fire-source feature: Spec C1.1
External stairways: D1.8

External wall, definition: A1.1
 fire-resistance: Spec C1.1
 protection of openings: C3.2

F

Facilities, sanitary and other: Part F2

Fast response sprinklers: Spec E1.5

Fencing, swimming pools: G1.1

Fibre reinforced cement, roof sheeting, installation: B1.3

Fire and smoke, alarms: E2.2, Spec E2.2a
 control systems in atrium buildings: G3.8, Spec G3.8

Fire compartment, definition: A1.1
 floor area limitations: C2.2

Fire control centres: E1.8

Fire door, construction: Spec C3.4
 protection of openings: Part C3
 signs: D2.23

Fire control centres: E1.8, Spec E1.8

Fire extinguishers, portable: E1.6

Fire-fighting, equipment: Part E1
 services, alpine areas: G4.8

Fire hose reels: E1.4

Fire hydrants: E1.3

Fire-isolated exits, Early Fire Hazard Indices: C1.10,
 Spec C1.10
 protection of openings: C3.8
 protection of service penetrations: C3.9
 re-entry: D2.22
 requirements: D1.3
 smoke control: E2.2
 travel: D1.7

Fire-isolated lift shafts, protection of openings: C3.10

Fire-isolated passageway, definition: A1.1
 construction: D2.11

-
- Fire-isolated ramp**, definition: A1.1
 - construction: D2.2
 - Fire-isolated stairway**, definition: A1.1
 - construction: D2.2
 - Fire orders**, alpine areas: G4.9
 - Fireplaces**, construction: G2.3
 - heating appliances, chimneys and flues: Part G2
 - Fire precautions**, during construction: E1.9
 - Fire protection**, support of another part: Spec C1.1
 - Fire-protective covering**, definition: A1.1
 - Fire provisions**, special hazards: E1.10
 - Fire pumps**, fire mains and water supply services: E1.3
 - Fire-resistance and stability**: Part C1
 - Fire-resistance**, attachments: Spec C1.1
 - building elements: A2.3, Spec A2.3, Spec C1.1
 - carparks: Spec C1.1
 - common walls: Spec C1.1
 - external walls: Spec C1.1
 - fire walls: Spec C1.1
 - floors: Spec C1.1
 - indoor sports stadiums: Spec C1.1
 - internal walls: Spec C1.1
 - lintels: Spec C1.1
 - masonry-veneer walls: Spec C1.1
 - mezzanine floors: Spec C1.1
 - open spectator stands: Spec C1.1
 - roofs: Spec C1.1
 - Type of construction: Spec C1.1
 - Fire-Resistance Level**, definition: A1.1
 - determination: Spec A2.3
 - Fire-resisting**, definition: A1.1
 - Fire-resisting construction**, definition: A1.1
 - lightweight: C1.8
 - requirements: C1.1
 - specification: Spec C1.1
-

Fire-retardant coatings, Early Fire Hazard Indices: Spec C1.10

Fire shutters, protection of openings: C3.4

construction: Spec C3.4

Fire sprinkler systems: E1.5, Spec E1.5

atrium buildings: Spec G3.8

Fire-source feature, definition: A1.1

exposure: Spec C1.1

Fire-stopping, service penetrations: C3.15

Fire-wall, definition: A1.1

fire-resistance: Spec C1.1

protection of doorways: C3.5

separation of buildings: C2.7

Fire windows, protection of openings: C3.4

construction: Spec C3.4

Fixed platforms, walkways and ladders: D2.18

Flammability Index, definition: A1.1

determination: A2.4

sarking type materials: Spec C1.10

Floor area, definition: A1.1

Class 9a buildings: C2.5

limitations: C2.2

Floor protection, (sprinklers), atrium buildings: Spec G3.8

Floors, between units, sound insulation: F5.3

fire-resistance: Spec C1.1

on ground, damp-proofing: F1.10

openings for services: C3.12

timber, sub-floor ventilation: F1.12

Flues, chimneys, fireplaces, heating appliances: Part G2

G

Garage, private, definition: A1.1

weatherproofing: F1.4

Gas and other fuel services, exits and paths of travel: D2.7

Glass, installation: B1.3

GRP sheeting, roof construction: B1.3

Gypsum plaster, fire-resistance level: Spec A2.3

H

Habitable room, definition: A1.1

ceiling height: F3.1

natural light: F4.1

walls, sound insulation: F5.5

Handrails, construction: D2.17

width of stairways: D2.9

Health and amenity: Section F

Health-care building, definition: A1.1

Hearth, construction of fireplaces: G2.3

Heating appliances, fireplaces, chimneys and flues: Part G2

Height of rooms: F3.1

Horizontal exit, definition: A1.1

protection of doorways: C3.7

requirements: D1.11

Hose reels: E1.4

Hydrant, fire: E1.3

I

Impact sound, test of equivalence: F5.5, Spec F5.5

Incinerator, chutes, exits and paths of travel: D2.7

rooms: G2.4

Installations, in exits, paths of travel: D2.7

safety, maintenance: Part E5

Insulation, fire-resistance level, definition: A1.1

Insulation, sound: Part F5

Integrity, fire-resistance level, definition: A1.1

Intercommunication systems, emergency warning: E4.9

Internal wall, definition: A1.1

fire-resistance: Spec C1.1

J**K****Kitchen**, ceiling height: F3.1

local exhaust ventilation: F4.12

sinks, sanitary and other facilities: F2.1

walls, sound insulation: F5.5

L**Ladders, fixed platforms and walkways**: D2.18**Land**, drainage: F1.1**Language**: A1.7**Landings**, balustrades: D2.16

dimensions and construction: D2.14

stairways: D2.13

Large isolated buildings, compartmentation: C2.3**Latches**, door, operation: D2.21**Laundry**, ceiling height: F3.1

walls, sound insulation: F5.5

waterproofing: F1.7

Lift, emergency: E3.4

indicator panels, protection: C3.10

installations: Part E3

landing doors, separation of shafts: C2.10

motor room, egress: D1.16

motor room, separation: C2.12

motor rooms, fixed platforms, walkways and ladders: D2.18

shafts, lightweight construction: Spec C1.8

shafts, protection of openings: C3.10

shafts, separation: C2.10

shafts, stairways: C2.11

stretcher facility: E3.2

use in fire: E3.3

Light, aisle (in theatres): H1.7
artificial: F4.4
natural: F4.1, F4.3

Lighting, fire control centres: Spec E1.8

Lightweight construction, definition: A1.1
requirements: C1.8
structural tests: Spec C1.8

Lintels, fire-resistance: Spec C1.1

Live load, structural requirements: B1.2

Loadbearing, definition: A1.1

Loads, structural requirements: B1.2

Lobby, smoke, construction: D2.6
smoke, required: D1.7

Locks, operation of door latch: D2.21

Lofts and platforms, theatres and public halls: H1.6

M

Maintenance of safety installations: Part I1

Masonry, fire-resistance level: Spec A2.3

Masonry-veneer walls, fire-resistance: Spec C1.1

Materials, Early Fire Hazard Indices: C1.10, Spec C1.10
structural requirements: B1.1
suitability: A2.1

Mechanical ventilation, air locks: F4.9
kitchen local exhaust: F4.12
maintenance: I1.2
public carpark: F4.11
rooms: F4.5
theatres and public halls: Spec H1.3

Metal pipes, protection of service penetrations: C3.15

Metal roofing, installation: B1.3
weatherproofing: F1.5

Mezzanine floor, definition: A1.1
fire-resistance: Spec C1.1

Minor structures and components: Part G1

Mixed types of construction, fire-resistance: C1.4

Moisture barriers, floor on ground: F1.10

Multiple classification, interpretation: A3.3

separation: C2.8, C2.9

Type of construction: C1.3

N

Natural light: F4.1

borrowed: F4.3

Natural smoke venting: C2.3

Natural ventilation: F4.6

borrowed: F4.7

Noise transmission: 'sound transmission'

Non-combustible, definition: A1.1

materials: Spec C1.1

Non-fire-isolated stairways and ramps, construction: D2.3

travel: D1.9

Non-required stairways, ramps and escalators: D1.12

Number, persons accommodated: D1.13

O

Occupant density: see 'persons accommodated'

Office, classification: A3.2

Oil-fired appliances, domestic: G2.2

Open access ramps, balconies: D2.5

Open-deck carpark, definition: A1.1

compartmentation: C2.1

fire-resistance: Spec C1.1

vertical separation: C2.6

weatherproofing: F1.4

Open fireplaces, construction: G2.3

Openings: C3.1

- for service installations: C3.15
- in fire emergency control centres: Spec E1.8
- in fire-isolated lift shafts: C3.10
- in floors for services: C3.12
- in proscenium walls, theatres and public halls: Spec H1.3
- in shafts: C3.13
- protection: Part C3
- protection in fire-isolated exits: C3.8
- separation of fire compartments: C3.3

Open space, definition: A1.1

- large isolated buildings: C2.3, C2.4
- roof: D2.12

Open spectator stand, definition: A1.1

- compartmentation: C2.4
- fire-resistance: Spec C1.1
- openings in external walls: C3.2
- Type of construction: C1.7
- vertical separation: C2.6
- weatherproofing: F1.4

Operating theatre, ceiling height: F3.1**Operation of door latch: D2.21****P****Panel wall, definition: A1.1**

- fire-resistance: Spec C1.1

Particleboard structural flooring, installation: B1.3**Passageway, ceiling height: F3.1**

- fire-isolated, construction: D2.11

Paths of travel, installations and services: D2.7**Patient care area, definition: A1.1**

- ceiling height: F3.1
- compartmentation: C2.5

Pedestrian ramps, construction: D2.10

Penetrations, services: C3.15
 protection: Spec C3.15

Personal care services, definition: A1.1

Persons accommodated, number: D1.13

Piling, construction: B1.3

Pipes, soil and waste, sound insulation: F5.6

Plant rooms, egress: D1.16
 fixed platforms, walkways and ladders: D2.18
 fire separation: see 'separation of equipment'

Plaster, fire-resistance level: Spec A2.3

Platforms and lofts, theatres and public halls: H1.6

Pools, swimming: G1.1

Portable fire extinguishers: E1.6

Power supply, fire control centres: Spec E1.8
 standby in buildings containing atriums: Spec G3.8

Power-operated doors, required exits: D2.19

Precautions against fire, during construction: E1.9

Principles of classification: A3.1

Private garage, definition: A1.1

Professional engineer, definition: A1.1

Proscenium walls, construction: Spec H1.3
 theatres and public halls: H1.3

Protection of openings: Part C3
 in shafts: C3.13
 methods: C3.4
 service penetrations: C3.15

Provision for special hazards, fire fighting: E1.10

Public carpark, definition: A1.1
 ventilation: F4.11
 smoke hazard management: E2.2

Public corridor, definition: A1.1

Public hall, ceiling height: F3.1
 emergency warning and intercommunication systems: E4.9
 stages, theatres: Part H1

Pumps, sound insulation: F5.7

PVC sheeting, roof construction: B1.3
roof lights: Spec C1.1

Q

R

Ramps, enclosure of space under: D2.8

external, alpine areas: G4.5

fire-isolated, construction: D2.2

non fire-isolated, travel: D1.9

non fire-isolated, construction: D2.3

non required: D1.12, Spec D1.12

pedestrian, construction: D2.10

Re-entry from fire-isolated exits: D2.22

Referenced Standards: A1.3

Refrigerated chambers, strong rooms and vaults: G1.2

Registered Testing Authority, definition: A1.1

Required, definition: A1.1

Resident use area, definition: A1.1

Residential aged care accommodation, definition: A1.1

doors: C3.11

emergency warning and intercommunication system: E4.9

fire resistance: Spec C1.1

Resistance to the incipient spread of fire, definition: A1.1

test for: A2.5

Revolving doors, required exits: D2.19

Rigging lofts, theatres and public halls: H1.6

Rise in storeys, definition: A1.1

calculation: C1.2

Risers and treads, dimensions: D2.13

Roller shutters, required exits: D2.19

Roof, as open space: D2.12
 construction: B1.3
 coverings: F1.5
 fire-resistance: Spec C1.1
 large isolated buildings: C2.3
 protection, atrium buildings: Spec G3.8
 sarking: F1.6
 separation, atriums: G3.6
 structures, fire-resistance concession: Spec C1.1
 weatherproofing: F1.4

Roof lights: Spec C1.1

Room height: F3.1

Room sizes: Part F3
 fire emergency control centres: Spec E1.8

S

Safety fencing, swimming pools: G1.1

Sanitary compartment, definition: A1.1
 construction: F2.5
 dimensions of doors: D1.6
 operation of door latch: D2.21
 waterproofing: F1.7
 weatherproofing: F1.4

Sanitary and other facilities: Part F2

Sarking, roof: F1.6

Sarking-type material, definition: A1.1
 Early Fire Hazard Indices: Spec C1.10

School, definition: A1.1

School classroom, ceiling height: F3.1
 natural light: F4.1

Seating area, theatres and public halls: H1.4

Self-closing, definition: A1.1

-
- Separation, by fire walls:** C2.7
of classifications, horizontal: C2.8
of classifications, vertical: C2.9
of equipment: C2.12
of lift shafts: C2.10
of rising and descending stair flights: D2.4
- Service penetrations, in fire-isolated exits:** C3.9
protection of openings: C3.15, Spec C3.15
- Service station, definition:** A1.1
classification: A3.2
- Service units, equipment, calculation of rise in storeys:** C1.2
- Services, protection of openings in floors:** C3.12
- Shaft, definition:** A1.1
lightweight construction: C1.8, Spec C1.8
protection of openings: C3.13
separation of lifts: C2.10
- Shopping centres, see 'Class 6 buildings'**
- Shower enclosures, waterproofing:** F1.7
- Showers, Class 2 and 3 buildings:** F2.1
- Signs, access facilities:** D3.6
Braille and tactile: D3.6
doors: D2.23
fire control centres: Spec E1.8
lifts: E3.3
- Site, definition:** A1.1
dampness: F1.2
- Size of rooms:** Part F3
- Sliding doors, required exits:** D2.19
- Sliding fire doors, protection of openings:** C3.6
- Smoke alarms:** E2.2
installation: Spec E2.2a
- Smoke and heat vent, definition:** A1.1
installation: Spec E2.2c
large isolated buildings: C2.3
smoke hazard management: E2.2
-

Smoke Developed Index, definition: A1.1
determination: A2.4
requirements: C1.10, Spec C1.10

Smoke doors, specification: Spec C3.4

Smoke exhaust systems: Table E2.2a, Spec E2.2b
large isolated buildings: C2.3
separation of equipment: C2.12

Smoke hazard management, Part E2
air-handling systems: E2.2
atriums: G3.8, Spec G3.8
fire-isolated exits: E2.2, Table E2.2a

Smoke lobby, construction: D2.6
required: D1.7

Smoke-proof walls, Class 9a buildings: C2.5

Snow, areas, construction: Part G4
load, structural requirements: B1.2

Soil and waste pipes, sound insulation: F5.6

Soil treatment, against termites: B1.3

Sole-occupancy unit, definition: A1.1

Solid-fuel burning appliances, domestic-type: G2.2

Sound insulation, floors between units: F5.3
impact, test of equivalence: Spec F5.5
pumps: F5.7
walls between units: F5.4
waste and soil pipes: F5.6

Sound level, fire control centres: Spec E1.8

Sound transmission and insulation: Part F5

Sound Transmission Class: Spec A1.3

Space under stairs and ramps, enclosure: D2.8

Spandrels, vertical separation: C2.6

Special hazards, fire provisions: E1.10

Special use buildings: Section H

Spread of Flame Index, definition: A1.1
determination: A2.4
requirements: C1.10, Spec C1.10

- Sprinkler system**, Class 2 building: Spec C1.1
 fire suppression: E1.5, Spec E1.5
 large isolated buildings: C2.3
 residential aged care accommodation: C3.11, Spec C1.1
 smoke hazard management: Table E2.2
 valve equipment, separation: C2.12
 wall wetting sprinklers: C3.2, C3.4
- Stage**, class 9b buildings, definition: A1.1
 theatres, public halls: Part H1
- Stair**, dimensions, treads and risers: D2.13
 enclosure of space under: D2.8
 flights, rising and descending, separation: D2.4
 pressurisation systems, atrium buildings: G3.8
 shafts, lightweight construction: Spec C1.8
 shafts, pressurisation: E2.2
- Stairway**, external: D1.8
 fire-isolated, construction: D2.2
 landings, construction: D2.14
 lift shafts, separation: C2.11
 non fire-isolated, construction: D2.3
 non fire-isolated, travel: D1.9
 non required: D1.12, Spec D1.12
 width: D2.9
- Standard Fire Test**, definition: A1.1
 Fire-Resistance Level: Spec A2.3
- Standards**, adoption: A1.2, A1.3, Spec A1.3
- STC**: Spec A1.3
- Steel**, construction: B1.3
 fire-resisting construction: Spec C1.1
- Storey**, definition: A1.1
 calculation of rise: C1.2
 interconnection: D1.12
- Stormwater drainage**: F1.1
- Stretcher facility**, in lifts: E3.2

Strongroom, operation of door latch: D2.21
 refrigerated chambers and vaults: G1.2

Structural adequacy, Fire-Resistance Level, definition: A1.1

Structural Provisions: Part B1

Structural steel members, Fire-Resistance Level: Spec C1.1,
 Spec A2.3

Structural tests, for lightweight construction: Spec C1.8

Structures, trafficable, alpine areas: G4.7

Sub-floor ventilation: F1.12

Subsoil drainage: F1.1

Suitability of materials, construction or design: A2.1

Supporting parts, of buildings, fire protection: Spec C1.1

Swimming pool, definition: A1.1
 requirements: G1.1

Swinging doors, required exits: D2.20

Switchboard, fire protection: C2.13

T

Tactile, floor indicators: D3.8
 signs: D3.6

Telecommunication equipment, in exits, paths of travel: D2.7

Termite shields, damp-proof course: F1.9

Termites, protection: B1.3

Terracotta, roof tiles, installation: B1.3
 weatherproofing: F1.5

Theatre, ceiling height: F3.1
 discharge of exits: D1.10
 emergency warning and intercommunication systems: E4.9
 stages and public halls: Part H1

Thresholds, requirements: D2.15

Tilt-up construction, external walls: C1.11

Tilt-up doors, required exits: D2.19

Timber, construction: B1.3
 floors, sub-floor ventilation: F4.10

Travel, distance, to exits: D1.4
via fire-isolated exits: D1.7
via non fire-isolated stairways and ramps: D1.9

Treads and risers, dimensions: D2.13

Treatment area, definition: A1.1

Treatment room, ceiling height: F3.1

Type of construction: C1.1

Class 2 and 3 buildings: C1.5

Class 4 buildings: C1.6

fire-resistance: Spec C1.1

indoor sports stadiums: C1.7

mixed, fire-resistance: C1.4

multiple classifications: C1.3

open spectator stands: C1.7

U

United buildings: A4.1

alterations: A4.2

Urinals, dimensions: F2.6

restricted location: F4.8

sanitary facilities: Part F2

Unisex facility, definition: F2.2

requirements: F2.3

V

Vapour barriers, floor on ground: F1.10

Vaults, operation of door latch: D2.21

strongrooms and refrigerated chambers: G1.2

Vehicular access, large isolated buildings: C2.3, C2.4

Ventilation and light: Part F4

- Ventilation**, exhaust: F4.9
 fire control centres: Spec E1.8
 natural: F4.6
 of rooms: F4.5
 public car parks: F4.11
 sub-floor: F1.12
 theatres and public halls: Spec H1.3
- Vents**, roof, installation: Spec E2.2c
 large isolated buildings: C2.3
 smoke hazard management: E2.2
- Vertical separation**, of classifications: C2.9
 compartmentation: C2.6
- Volume**, fire compartments: C2.2
- W**
- Waiting room**, ceiling height: F3.1
- Walkways**, fixed platforms and ladders: D2.18
- Walls**, between units, sound insulation: F5.4
 lightweight construction: Spec C1.8
- Warm water installations**, design and construction: F2.7
 maintenance: I1.2
- Warning sign**, use of lifts in fire: E3.3
 sliding fire door: C3.6
- Warning systems**, emergency: Part E4
 smoke detectors and alarms: Spec E2.2a
 sprinkler systems: Spec E1.5
- Washbasins**, dimensions: F2.6
- Waste and soil pipes**, sound insulation: F5.6
- Water closets**, restricted location: F4.8
 waterproofing: F1.7
- Water supply**, fire sprinklers: Spec E1.5
 'see hydrants'
- Waterproofing**, of wet areas in buildings: F1.7

Weatherproofing, dampness: Part F1

of roofs: F1.4

of windows: F1.13

Weep holes, protection of openings: C3.1**Weighted sound reduction index**, interpretation: F5.2**Wet areas**, in buildings, waterproofing: F1.7**Width**, of stairways: D2.9**Wind load**, structural requirements: B1.2**Window**, definition: A1.1

methods of protection of openings: C3.4

natural light: F4.2, F4.3

protection of openings: C3.2

Wires and cables, protection of service penetrations: C3.15**X****Y****Z**

ABBREVIATIONS AND SYMBOLS

Abbreviations and Symbols used in the BCA include:

ABBREVIATIONS

ABCB	Australian Building Codes Board
AISC	Australian Institute of Steel Construction
ALGA	Australian Local Government Association
AS	Australian Standard
ASTM	American Society for Testing and Materials
BCA	Building Code of Australia
BCC	Building Codes Committee
CSIRO	Commonwealth Scientific and Industrial Research Organisation
DBC&E	CSIRO Division of Building, Construction and Engineering
FRL	Fire Resistance Level
GRP	glass fibre reinforced polyester
ISO	International Organisation for Standardisation
NATA	National Association of Testing Authorities
NBTC	CSIRO National Building Technology Centre
PVC	polyvinyl chloride
R_w	weighted sound reduction index
SSL	Scientific Services Laboratory
STC	Sound Transmission Class
UPVC	unplasticized polyvinyl chloride

SYMBOLS (SI UNITS)

dB(A)	decibels "A" scale weighting network
°C	degree(s) Celsius
K	kelvin(s)
kg	kilogram(s)
kg/m	kilogram(s) per metre
kg/m ²	kilogram(s) per square metre
kg/m ³	kilogram(s) per cubic metre
kPa	kilopascal(s)
kW/m ²	kilowatt(s) per square metre
L	litre(s)
L/s	litre(s) per second
L/s.m ²	litre(s) per second square metre
lx	lux
m	metre(s)
m ²	square metre(s)
m ³	cubic metre(s)
m/s	metre(s) per second
m ³ /s	cubic metre(s) per second
mm	millimetre(s)
mm ²	square millimetre(s)
um	micrometer
MW	megawatt(s)
N	newton(s)
Pa	pascal(s)

HISTORY OF AMENDMENTS

HISTORY CONTENTS

		Page
History of amendments		62,021
1.0	Adoption of BCA96	
1.1	Amendment No. 1	
1.2	Amendment No. 2	
1.3	Amendment No. 3	
1.4	Amendment No. 4	
1.5	Amendment No. 5	
1.6	Amendment No. 6	
1.7	Amendment No. 7	
1.8	Amendment No. 8	
1.9	Amendment No. 9	
1.10	Amendment No. 10	
1.11	Amendment No. 11	

HISTORY OF AMENDMENTS

Provision inserted by Amdt No. 1
Table 1.0 amended by Amdt No. 2 and No. 3

1.0 Adoption of BCA96

The 1996 edition of the BCA was adopted by the Commonwealth, States and Territories as set out in Table Amdt 1.0.

Table 1.0 History of adoption of BCA96	
Administration	Adoption Date
Commonwealth	1 July 1997
Australian Capital Territory	1 July 1997
New South Wales	1 July 1997
Northern Territory	7 January 1998
Queensland	1 July 1997
South Australia	1 January 1998
Tasmania	1 July 1997
Victoria	1 August 1997
Western Australia	1 July 1997

Provision inserted by Amdt No. 1

Table 1.1 amended by Amdt No. 2 and No. 3

1.1 Amendment No. 1

(a) Amendment No. 1 of the 1996 edition of the BCA was adopted by the Commonwealth, States and Territories as set out in Table 1.1.

Table 1.1 History of adoption of Amendment No. 1 of the BCA96	
Administration	Adoption Date
Commonwealth	1 July 1997
Australian Capital Territory	1 July 1997
New South Wales	1 July 1997
Northern Territory	7 January 1998
Queensland	1 July 1997
South Australia	1 January 1998
Tasmania	1 July 1997
Victoria	1 August 1997
Western Australia	1 July 1997

Amdt 11

- (b) The purpose of Amendment No. 1 is to-
 - (i) correct minor typographical errors including spelling, punctuation and layout; and
 - (ii) include reference to a Certificate of Conformity issued by the ABCB in A2.2; and
 - (iii) change the reference to the Standards Mark Certificate to refer to JAS-ANZ in A2.2; and
 - (iv) update references to Standards.

Note:
Only substantive typographical corrections are noted in the margin.

1.2 Amendment No. 2

- (a) Amendment No. 2 of the 1996 edition of the BCA was adopted by the Commonwealth, States and Territories as set out in Table 1.2.

Provision inserted by Amdt No. 2

Table 1.2 amended by Amdt No. 3

Amdt 11

Table 1.2 History of adoption of Amendment No. 2 of the BCA96	
Administration	Adoption Date
Commonwealth	1 January 1998
Australian Capital Territory	1 January 1998
New South Wales	27 February 1998
Northern Territory	7 January 1998
Queensland	1 January 1998
South Australia	1 January 1998
Tasmania	1 January 1998
Victoria	1 January 1998
Western Australia	1 January 1998

- (b) The purpose of Amendment No. 2 is to-
 - (i) correct minor typographical errors; and
 - (ii) update references to Standards.

Provision inserted by Amdt No. 3

Table 1.3 amended by Amdt No. 4

1.3 Amendment No. 3

- (a) Amendment No. 3 of the 1996 edition of the BCA was adopted by the Commonwealth, States and Territories as set out in Table 1.3.

Table 1.3	
History of adoption of Amendment No. 3 of the BCA96	
Administration	Adoption Date
Commonwealth	1 July 1998
Australian Capital Territory	1 July 1998
New South Wales	1 July 1998
Northern Territory	1 July 1998
Queensland	1 July 1998
South Australia	13 July 1998
Tasmania	1 July 1998
Victoria	1 July 1998
Western Australia	1 July 1998

- (b) The purpose of Amendment No. 3 is to-
- (i) incorporate the outcomes of the 1997 ABCB Variations Conference; and
 - (ii) update references to Standards; and
 - (iii) include minor technical changes.

Amdt 11

1.4 Amendment No. 4

- (a) Amendment No. 4 of the 1996 edition of the BCA was adopted by the Commonwealth, States and Territories as set out in Table 1.4.

Table 1.4 History of adoption of Amendment No. 4 of the BCA96	
Administration	Adoption Date
Commonwealth	1 January 1999
Australian Capital Territory	17 May 1999
New South Wales	1 February 1999
Northern Territory	1 January 1999
Queensland	1 January 1999
South Australia	1 January 1999
Tasmania	1 January 1999
Victoria	1 January 1999
Western Australia	1 January 1999

- (b) The purpose of Amendment No. 4 is to-
- (i) update references to Standards; and
 - (ii) include minor technical changes.

Note:
Only substantive typographical corrections are noted in the margin.

Provision inserted by Amdt No. 4

Table 1.4 amended by Amdt No. 6

Amdt 11

Provision inserted by Amdt No. 5

Table 1.5 amended by Amdt No. 7

1.5 Amendment No. 5

- (a) Amendment No. 5 of the 1996 edition of the BCA was adopted by the Commonwealth, States and Territories as set out in Table 1.5.

Table 1.5 History of adoption of Amendment No. 5 of the BCA96	
Administration	Adoption Date
Commonwealth	1 July 1999
Australian Capital Territory	3 November 1999
New South Wales	1 August 1999
Northern Territory	1 July 1999
Queensland	1 July 1999
South Australia	1 July 1999
Tasmania	1 July 1999
Victoria	1 July 1999
Western Australia	1 July 1999

- (b) The purpose of Amendment No. 5 is to-
- (i) update references to Standards; and
 - (ii) include minor technical changes; and
 - (iii) amend clauses to improve clarity and to reduce the possibility of differences in interpretation; and
 - (iv) expand on the requirements for sub-floor ventilation based on climatic conditions.

Note:
Only substantive typographical corrections are noted in the margin.

Amdt 11

1.6 Amendment No. 6

- (a) Amendment No. 6 of the 1996 edition of the BCA was adopted by the Commonwealth, States and Territories as set out in Table 1.6.

Table 1.6	
History of adoption of Amendment No. 6 of the BCA96	
Administration	Adoption Date
Commonwealth	1 January 2000
Australian Capital Territory	10 February 2000
New South Wales	1 January 2000
Northern Territory	1 January 2000
Queensland	1 January 2000
South Australia	17 January 2000
Tasmania	1 January 2000
Victoria	1 January 2000
Western Australia	1 January 2000

- (b) The purpose of Amendment No. 6 is to-
- (i) update references to Standards; and
 - (ii) expand on the requirements for carparking for people with disabilities; and
 - (iii) replace Sound Transmission Class (STC) with weighted sound reduction index (R_w) within Part F5; and
 - (iv) include minor technical changes.

Note:
Only substantive typographical corrections are noted in the margin.

Provision inserted by Amdt No. 6

Table 1.6 amended by Amdt No. 8

Amdt 11

Provision inserted by Amdt No. 7

Table 1.7 amended by Amdt No. 8

1.7 Amendment No. 7

- (a) Amendment No. 7 of the 1996 edition of the BCA was adopted by the Commonwealth, States and Territories as set out in Table 1.7.

Table 1.7	
History of adoption of Amendment No. 7 of the BCA96	
Administration	Adoption Date
Commonwealth	1 July 2000
Australian Capital Territory	10 July 2000
New South Wales	1 July 2000
Northern Territory	1 July 2000
Queensland	1 July 2000
South Australia	1 July 2000
Tasmania	1 July 2000
Victoria	1 July 2000
Western Australia	1 July 2000

- (b) The purpose of Amendment No. 7 is to-
- (i) update references to Standards; and
 - (ii) include requirements for non-required and private stairways; and
 - (iii) include minor technical changes.

Note:
Only substantive typographical corrections are noted in the margin.

Amdt 11

1.8 Amendment No. 8

- (a) Amendment No. 8 of the 1996 edition of the BCA was adopted by the Commonwealth, States and Territories as set out in Table 1.8.

Provision inserted by Amdt No. 8

Table 1.8 amended by Amdt No. 9

Amdt 11

Table 1.8 History of adoption of Amendment No. 8 of the BCA96	
Administration	Adoption Date
Commonwealth	1 January 2001
Australian Capital Territory	11 January 2001
New South Wales	1 January 2001
Northern Territory	1 January 2001
Queensland	1 January 2001
South Australia	1 January 2001
Tasmania	1 January 2001
Victoria	1 January 2001
Western Australia	1 January 2001

- (b) The purpose of Amendment No. 8 is to-
 - (i) update references to Standards; and
 - (ii) include minor technical changes; and
 - (iii) achieve greater consistency between both Volumes of the BCA for stairway construction.

Note:
Only substantive typographical corrections are noted in the margin.

Provision inserted by Amdt No. 9

Table 1.9 amended by Amdt No. 10

1.9 Amendment No. 9

- (a) Amendment No. 9 of the 1996 edition of the BCA was adopted by the Commonwealth, States and Territories as set out in Table 1.9.

Table 1.9 History of adoption of Amendment No. 9 of the BCA96	
Administration	Adoption Date
Commonwealth	1 July 2001
Australian Capital Territory	12 July 2001
New South Wales	1 July 2001
Northern Territory	1 July 2001
Queensland	1 July 2001
South Australia	2 July 2001
Tasmania	1 July 2001
Victoria	1 July 2001
Western Australia	1 July 2001

- (b) The purpose of Amendment No. 9 is to-
- (i) update references to Standards; and
 - (ii) include minor technical changes; and
 - (iii) clarify which glazed assemblies must comply with AS 2047 and which must comply with AS 1288.

Note:
Only substantive typographical corrections are noted in the margin.

Amdt 11

1.10 Amendment No. 10

- (a) Amendment No. 10 of the 1996 edition of the BCA was adopted by the Commonwealth, States and Territories as set out in Table 1.10.

Provision inserted by Amdt No. 10

Table 1.10 History of adoption of Amendment No. 10 of the BCA96	
Administration	Adoption Date
Commonwealth	1 January 2002
Australian Capital Territory	1 January 2002
New South Wales	1 January 2002
Northern Territory	1 January 2002
Queensland	1 January 2002
South Australia	1 January 2002
Tasmania	1 January 2002
Victoria	1 January 2002
Western Australia	1 January 2002

Table 1.10 amended by Amdt No. 11

- (b) The purpose of Amendment No. 10 is to-
- (i) update references to Standards; and
 - (ii) clarify that windows must comply with AS 2047 for resistance to water penetration; and
 - (iii) subject to certain conditions, allow a non-fire-isolated stairway to connect an additional storey; and
 - (iv) update signage required for people with disabilities, including the need for signs to contain Braille and tactile information; and
 - (v) include minor technical changes.

Note:

Only substantive typographical corrections are noted in the margin.

Amdt 11

**Provision
inserted by Amdt
No. 11**

1.11 Amendment No. 11

- (a) Amendment No. 11 of the 1996 edition of the BCA was adopted by the Commonwealth, States and Territories as set out in Table 1.11.

Table 1.11	
History of adoption of Amendment No. 11 of the BCA96	
Administration	Adoption Date
Commonwealth	1 July 2002
Australian Capital Territory	1 July 2002
New South Wales	1 July 2002
Northern Territory	1 July 2002
Queensland	1 July 2002
South Australia	1 July 2002
Tasmania	1 July 2002
Victoria	1 July 2002
Western Australia	1 July 2002

- (b) The purpose of Amendment No. 11 is to-
- (i) update references to Standards; and
 - (ii) transfer public policy matters, with respect to structural adequacy, from the AS 1170 series to the BCA; and
 - (iii) introduce Class 7a, 7b and 9c classifications; and
 - (iv) update the provisions for residential buildings used for the accommodation of the aged to align with the Commonwealth Aged Care Act, 1997; and
 - (v) include minor technical changes.

Note:
Only substantive typographical corrections are noted in the margin.

Amdt 11